

2024 OHIO ELECTION GUIDE

The Ohio Election Guide is created for Ohioans interested in excellence in government. The Guide compiles comprehensive demographic, economic and political data for each district, as well as details of legislative and judicial races. Ohio is strengthened one informed vote at a time.





OUR MISSION: PROTECT & GROW OHIO MANUFACTURING



President Ryan Augsburger, Managing Director for Advocacy and Energy Services Lindsey Short, Managing Director for Public Policy Services James Lee, Director of Marketing Allison Glasgow, and Director of Communications Tom Evans

Comprised of 1,300 member companies, the Ohio Manufacturers' Association is the largest state business association that exclusively represents Ohio manufacturing enterprises



Manufacturing drives the Ohio economy and is responsible for over 17% of Ohio's gross domestic product



Ohio rates among the top four manufacturing economies in the U.S.



Manufacturing is growing in Ohio and offers terrific well-paying careers for Ohioans



Ohio manufacturers need public policies that attract investment and protect the state's manufacturing competitiveness

Learn more at OhioMfg.com



WELCOME

TABLE OF CONTENTS

July 2024

2	How To Use
3	Notes to Reader
5	Ohio Statewide Races
9	Ohio Supreme Court Races
13	Ohio Courts of Appeals Races
21	Ohio Congressional Races
39	Ohio Senate Races
77	Ohio House Races
182	Methodology
184	Appendix: District Demographics
190	Index by Name
192	Index of Advertisers

Dear Fellow Ohioan:

For nearly three decades, producing the Ohio Election Guide has been a biennial tradition of The Ohio Manufacturers' Association.

Policymakers, statehouse employees, lobbyists, news media, and other influential members of the "Cap Square" community look forward to this publication, which provides comprehensive information about our state, federal, and key judicial candidates.

Look for these features in the 2024 Guide:

- **New maps for Ohio's state House and state Senate districts:** Following the 2020 federal census, and a contentious redistricting process, these districts have been redrawn for the 2024 election.
- **Political index:** The updated 2024 political index incorporates five recent elections and represents the relative Republican/Democratic voting strength in every district.
- **Democrats say, Republicans say:** The Republican and Democratic caucuses from both chambers offer their perspectives on the Ohio House and Senate contests.
- **Demographic data:** The most up-to-date information on each district's demographic composition.
- **Updated economic data:** Employment and payroll data by district are included, using 2021 data.

Thomas Jefferson said, "We do not have government by the majority. We have government by the majority who participate." This is why the OMA works hard to give our members and all Ohio voters valuable information about their candidates—so they can confidently engage in our treasured electoral process.

We commend those who have the courage and commitment to seek and hold public office. We also thank the advertising organizations that made this project possible. And most importantly, we urge you to make your voice heard this November!

Sincerely,

Jeff Oravitz

CEO, Seal for Life Industries, Henkel
Chairman, The Ohio Manufacturers' Association

HOW TO USE

THE 2024 OHIO ELECTION GUIDE

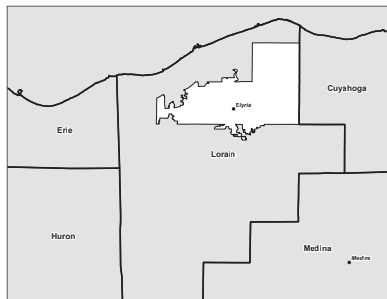


52 FIFTY-SECOND

HOUSE DISTRICT

District Map:

House District 52 is contained within Senate District 13.



Political Landscape:

2022 Gubernatorial Results:		
Mike DeWine (R)	60.17%	2024 POLITICAL R INDEX: 51.02%
Nan Whaley (D)	39.83%	
2020 Presidential Results:		
Joe Biden (D)	49.10%	
Donald Trump (R)	50.90%	

HOUSE

Candidates:

GAYLE MANNING (R-North Ridgeville) *
 • **Social Media:** @GayleManningOH
 • **Occupation:** Legislator
 • **Experience:** Teacher; North Ridgeville City Council
 • **Education:** B.S. Elementary Education and Gifted Education, Kent State University; M.S. Reading, University of Akron
 • **Memberships:** Lorain County Historical Society; NRA; North Ridgeville Chamber of Commerce; Ohio Farm Bureau; North Ridgeville Republican Club; Cuyahoga – West Retired Teachers Association; PERI; Lorain County Farm Bureau
 • **Campaign Committee:** Committee To Elect Gayle Manning, 7064 Avon Belden Rd., North Ridgeville, OH 44039
 • **Website:** gaylemanning.com

GENEVIEVE FLIEGER (D-North Ridgeville)
 • **Social Media:** @GenevieveFlieger
 • **Occupation:** Project Specialist, Second Harvest Food Bank of North Central Ohio
 • **Experience:** Senior Loan Processor, United Trust Bank
 • **Education:** William Woods University
 • **Campaign Committee:** Friends Of Genevieve Flieger, 32797 Chestnut Ridge Rd., North Ridgeville, OH 44039
 • **Website:** fliegerforohio.com

DEMOCRATS SAY: No comment provided.

REPUBLICANS SAY: Democrats keep trying, but they just can't beat a Manning!

Candidate party abbreviations:

- C—Constitutional
- D—Democrat
- G—Green
- I—Independent
- L—Libertarian
- R—Republican
- WI—Write-In

★ Denotes incumbent

Background information and campaign sources for the candidates as provided by the candidates themselves and/or publicly available sources.

The Ohio Democrat and Republican caucuses' lively viewpoints on the race.

Economic Profile:

See pages 188 & 189 for comparative demographic data.

INDUSTRIES	Employment		Wages	
	# of Jobs	%	\$	%
Natural Resources & Mining	157	0.4%	\$0	0.0%
Construction	1,837	4.1%	\$109,403,099	4.8%
Manufacturing	7,862	17.5%	\$524,495,203	22.9%
Trade, Transportation, & Utilities	9,495	21.2%	\$462,177,405	20.2%
Information	409	0.9%	\$22,208,000	1.0%
Financial Activities	1,024	2.3%	\$75,027,563	3.3%
Professional & Business Services	4,745	10.6%	\$231,851,181	10.1%
Education & Health Services	11,588	25.8%	\$559,208,141	24.4%
Leisure & Hospitality	4,652	10.4%	\$104,962,085	4.6%
Other Services (except Public Administration)	1,318	2.9%	\$47,131,185	2.1%
Public Administration	1,750	3.9%	\$151,605,909	6.6%
TOTAL	44,837		\$2,288,069,772	

132 — THE OHIO MANUFACTURERS' ASSOCIATION

The Political Index is based on the percentage of Republican votes as a percentage of the sum of votes for Democratic and Republican candidates in recent major elections. For more information, see page 3. Also displayed are the results of the district's voting performance in the most recent gubernatorial and presidential races.

Data are provided from the Bureau of Labor Statistics' Longitudinal Employer-Household Dynamics database (LEHD) and Quarterly Census of Employment and Wage (QCEW) to estimate employment and payroll by major economic sector in each district.



Political index

Each district profile includes a political index number that represents the relative Republican/Democrat voting strength in that district. The OMA derives the Political Republican Index from the performance of major party candidates in selected recent elections.

The political index used in the *2024 Ohio Election Guide* is based on the percentage of Republican votes as a percentage of the sum of votes for Democratic and Republican candidates in the following statewide elections:

- 2018 Ohio Attorney General
- 2018 Ohio Governor
- 2020 President
- 2022 Ohio U.S. Senate
- 2022 Ohio Governor

Due to the redrawn districts for the 2024 elections, this year's *Election Guide* does not include trend data from previous years. However, it is important to note that the "Political Landscape" data in this publication include previous years' election results that have been aggregated to the new 2024 districts.

As with any political index, this measure is simply an indicator of past performance. It alone does not predict the outcome of an election. Other factors include the popularity and position of the candidates, fundraising, and the performance of the candidates at the top of the parties' tickets. The index is helpful, however, in determining the overall prospects for candidates, regardless of political party.

District maps

The maps used in the OMA's *2024 Ohio Election Guide* were prepared specifically for this publication and are based on various publicly available sources. Maps correspond to the Congressional, Ohio Senate, and Ohio House districts based on the 2020 U.S. Census. These maps are intended as a general reference to the location of election districts in Ohio.

The Ohio Constitution requires bipartisan agreement for new congressional and Ohio House and Senate districts to be in place for a 10-year period, until the next federal census. In the most recent redistricting cycle, the required bipartisan agreement was secured after previously not being met in the 2022 cycle. The maps and data provided in the *2024 Ohio Election Guide* are now valid for the next 8 years.

To find out the district in which a specific city or location lies, contact your local board of elections or the Ohio Secretary of State.

Candidate profiles

The candidate information in the OMA's *2024 Ohio Election Guide* was gathered by Hannah News Service, Inc. The information was provided by the candidates themselves and/or collected from publicly available sources. The Ohio Manufacturers' Association and Hannah News Service, Inc. do not make any representation as to the accuracy or completeness of the information contained herein. Special gratitude goes to the Hannah News Service, Inc. staff for their significant contributions to this publication.

Economic and demographic data


Please see pages (182–183) for descriptions of the methodologies used to produce these data. The OMA thanks the College of Public Affairs and Education and its Northern Ohio Data and Information Service (NODIS) at Cleveland State University for its work.

Recognition

In addition to significant contributions by Cleveland State University and Hannah News Service, Inc., special thanks to Bricker Graydon LLP for judicial elections data. Portions of this book may be reproduced if recognition is given to The Ohio Manufacturers' Association. For permission, contact the OMA at (800) 662-4463 or oma@ohiomfg.com.



Ohio's Only Locally Owned & Operated Statehouse News & Legislative Tracking Service



Leading Lobbyists and Policymakers Depend on Hannah News, the Unmatched Leader of Statehouse News, Information and Research Since 1986

www.hannah.com • 614.227.5820

2024 OHIO


STATEWIDE RACES

Ohio has only one statewide race in the 2024 cycle, pitting incumbent Democratic U.S. Senator Sherrod Brown against Republican businessman Bernie Moreno. According to *The Hill*, the Brown-Moreno matchup will be tight in a critical battle for control of the Senate. The winner will serve a six-year term from January 3, 2025, to January 3, 2031.



STATEWIDE

RACES OF THE STATE OF OHIO



Senator

SHERROD BROWN (D-Cleveland) ★

- **Social Media:** @sherrodbrown
- **Occupation:** U.S. Senator
- **Experience:** Statewide Office, Ohio
- **Education:** B.A., Yale University; M.A., M.P.A., Ohio State University
- **Campaign Committee:** Friends of Sherrod Brown, 600 Pennsylvania Ave. SE, Washington, DC 20003
- **Website:** sherrodbrown.com

BERNIE MORENO (R-Westlake)

- **Social Media:** @berniemoreno
- **Occupation:** Businessman
- **Experience:** President, Collection Auto Group
- **Education:** B.B.A. Marketing, University of Michigan
- **Campaign Committee:** Bernie Moreno for Senate, P.O. Box 340797, Columbus, OH 43234
- **Website:** berniemoreno.com

Celebrating our 20th year serving clients in Ohio and the Midwest

With offices in Columbus and Cleveland, Lesic & Camper offers communications services that focus on the *public affairs* and *media relations needs* of local, state and national clients.



*Managing Issues,
Messages and
Relationships to
Achieve Your Goals*

Speed and agility, a deep knowledge of Ohio and a strategic approach are hallmarks of the experienced team at Lesic & Camper Communications.

172 East State Street, Suite 410 • Columbus, Ohio 43215
(614) 224-0658


812 Huron Road, Suite 260 • Cleveland, Ohio 44115
(216) 696-7686

www.lesiccamper.com

Global Manufacturer with 87 years of excellence in Metal
Manufacturing, Engineering, Tools, Tubular Products, and Assembly

ATD

ATLANTIC TOOL & DIE



ATD thanks Ohio Manufacturers Association for their outstanding
support of Ohio Companies. Thank You!

19963 Progress Drive Strongsville, OH 44149 • 440.238.6931
Other Locations in Sharon Center OH • Seville OH • Harlingen TX • Matamoros MX •
San Jose Costa Rica • Tokyo Japan

Bricker Graydon LLP

Providing legal counsel and government relations services for more than 75 years.

It's more than our attention to detail and being accessible. We go to great lengths to know the manufacturing industry, to keep you informed about new developments in policy and law, and to help you strategically maneuver through challenges unique to manufacturers.

If you're looking for a trusted legal advisor to go above and beyond what you'd expect, look to Bricker Graydon LLP. We understand manufacturing and are proud to serve as legal counsel to the Ohio Manufacturers' Association.



OMA COUNSEL



Christopher N. Slagle
General Counsel & Ethics & Elections
cslagle@brickergraydon.com



Joëlle C. Khouzam
Employment
jkhouzam@brickergraydon.com



Frank L. Merrill
Environmental
fmerrill@brickergraydon.com



Christine Rideout Schirra
Chair, Environmental
cschirra@brickergraydon.com



William R. Creedon
Workers' Compensation
wcreedon@brickergraydon.com



Anne Marie Sferra
Litigation & Tort Reform
asferra@brickergraydon.com



Joy L. Hall
Tax
jhall@brickergraydon.com

GOVERNMENT RELATIONS GROUP

Matthew R. Koppitch
Gregory J. Lestini
Rachael N. Mains
Elizabeth F. Martini

William D. Mason
Christopher N. Slagle
Elisabeth A. Squeglia



www.brickergraydon.com

2024 OHIO

SUPREME COURT RACES

The Supreme Court of Ohio is comprised of the chief justice and six justices who run for election in even-numbered years. The Ohio Constitution provides that justices serve for a term of six years. The number of terms they may serve is unlimited; however, no person may be elected or appointed to a judicial office once they reach age 70.

Beginning with the 2022 general election, the partisan affiliation of certain judicial candidates will appear on the ballot. This includes races for the Supreme Court of Ohio.

Currently, four of the seven justices are Republicans and three are Democrats.

In November 2024, three Supreme Court seats are on the ballot. Democrat incumbents will defend two seats while looking to flip the court by picking up the third, vacated by Republican Joe Deters. Democrat Lisa Forbes will face Republican Dan Hawkins for the seat. The two other races see Democrat Melody Steward defending against Republican Joseph Deters, and Democrat Michael Donnelly against Republican Megan Shanahan.





Justice Term Commencing 1/1/2025

MICHAEL DONNELLY (D-Cleveland Heights) ★

- **Social Media:** @Donnelly4Ohio
- **Occupation:** Ohio Supreme Court Justice
- **Experience:** Attorney; Assoc. Cuyahoga Cnty. Prosecutor
- **Education:** B.A., John Carroll University; J.D., Cleveland State University College of Law
- **Memberships:** Board, Cleveland Baseball Federation
- **Campaign Committee:** Donnelly for Supreme Court, 545 E. Town St., Columbus, OH 43215
- **Website:** donnellyforjustice.com

Justice Term Commencing 1/1/2025

MEGAN SHANAHAN (R-Cincinnati)

- **Social Media:**
- **Occupation:** Judge, Hamilton Cnty. Common Pleas Court
- **Experience:** Judge, Hamilton County Municipal Court
- **Education:** B.A., Political Science, Kent State University; J.D., University of Cincinnati College of Law
- **Campaign Committee:** Shanahan for Ohio, P.O. Box 9650, Cincinnati, OH 45209
- **Website:** shanahanforohio.com

Justice Term Commencing 1/2/2025

MELODY STEWART (D-Cleveland) ★

- **Social Media:** @Stewart4OhioSC
- **Occupation:** Ohio Supreme Court Justice
- **Experience:** Civil Defense Litigator; Legal Educator
- **Education:** B.M., University of Cincinnati; J.D., Cleveland State University; Ph.D., Case Western Reserve University
- **Campaign Committee:** Stewart for Ohio Supreme Court, 2 Bratenahl Pl., 15A, Cleveland, OH 44108
- **Website:** stewartforohiosupremecourt.com

Justice Term Commencing 1/2/2025

JOSEPH DETERS (R-Cincinnati)

- **Social Media:** @VoteJoeDeters
- **Occupation:** Ohio Supreme Court Justice
- **Experience:** Lawyer; Elected official
- **Education:** Bachelor's, J.D., University of Cincinnati
- **Memberships:** Cincinnati Bar Assoc.; National District Attorneys Assoc.; Ohio Prosecuting Attorneys Assoc.
- **Campaign Committee:** Deters for Ohio's Future, 9923 Beech Dr., Cincinnati, OH 45321
- **Website:** joedeters.com



- **Global spent catalyst recycling and metal reclamation leader**
- **Largest ferrovanadium producer in the United States**
- **Strong commitment to safety and environmental excellence**
- **Leader in CO₂ reduction**
- **Deep roots in Southeastern Ohio for over 70 years**
- **Manufacturing facilities located in Cambridge & Zanesville**

60790 Southgate Road, Cambridge, OH 43725

Phone: (740) 435-4600 www.amg-v.com

Wholly owned subsidiary of AMG Critical Materials N.V.



Justice Unexpired Term Ending 12/31/2026

LISA FORBES (D-Shaker Heights)

- **Social Media:** @Forbes4Justice
- **Occupation:** Judge, Eighth District Court of Appeals
- **Experience:** Partner, Vorys, Sater, Seymour and Pease (Cleveland)
- **Education:** B.S., Cornell University; J.D., Case Western Reserve School of Law
- **Memberships:** Cleveland Metropolitan Bar Association Certified Grievance Committee; Ohio State Bar Association; Cornell Alumni Admissions Ambassador Network
- **Campaign Committee:** Forbes for Judge, 545 E. Town St., Columbus, OH 43215
- **Website:** forbesforjustice.com

Justice Unexpired Term Ending 12/31/2026

DANIEL HAWKINS (R-Westerville)

- **Social Media:** @JudgeHawkins
- **Occupation:** Judge, Franklin County Court of Common Pleas General Division
- **Experience:** Judge, Franklin County Municipal Court Environmental Division
- **Education:** B.S., Criminal Justice, Bowling Green State University; J.D., The Ohio State University Moritz College of Law
- **Memberships:** Ohio State Bar Association; Columbus Bar Association; Ohio Common Pleas Judges Association; Federalist Society
- **Campaign Committee:** Hawkins for Ohio, 12070 Stone Point Ct., Loveland, OH 45140
- **Website:** HawkinsForJustice.com



Ohio
Insurance
Institute

*Representing Ohio's property/casualty
insurance industry*

The Ohio Insurance Institute is the voice of Ohio's property & casualty insurance industry.

Ohio is home to one of the most competitive insurance markets in the nation, providing Ohioans with many choices and lower rates than most other states. The insurance industry also helps to drive Ohio's economy, creating pathways to a wide variety of fulfilling careers.

8th lowest
auto insurance
premium in the
nation

\$776 per year in Ohio

\$1,062 per year nationally

10th largest
employer in Ohio

\$10.4 billion in wages

115,000 insurance jobs in Ohio

7th lowest
homeowners
insurance premium
in the nation

\$920 per year in Ohio

\$1,411 per year nationally

2nd highest
number of P&C
insurance jobs in
U.S.

39,700 P&C jobs in Ohio

614.228.1593

172 E. State Street, Suite 201, Columbus, OH 43215

ohioinsurance.org



Phillips TUBE GROUP

phillipstube.com

Your Partner in Quality Welded Steel Tube

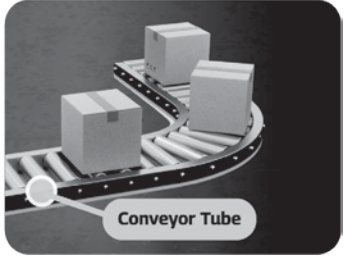
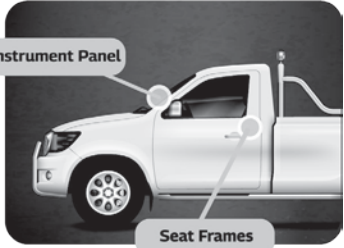
*"Our commitment to you guides every aspect of our operations for one clear reason: Our success depends on your satisfaction."
- Angela Phillips, CEO*

Phillips Tube Group is a leading US provider of innovative tube component solutions. A woman-owned family business, we offer the highest quality welded steel tube available in today's marketplace.

For over 55 years, we've manufactured consistent products capable of severe fabrication by sourcing materials through integrated steel mills.

The result is exceptional quality and timely delivery with a tube that works in your application.

Our extensive history of quality, service and reliability has earned us the trust of Tier 1 and 2 auto suppliers and original equipment manufacturers (OEMs) worldwide.



Where you can find our tubes:

Automotive: fuel filler, instrument panels, seating, wiper systems, trunk hinges, exhaust

HVAC: heat exchanger, unit frames, manifold

Appliances: frame, burners, handles

Recreational Vehicle: refrigeration, appliances, awnings

Construction: deep drilling, fencing, building framing, mining, solar, sign posts

Agriculture: gate, lawn and garden, farm equipment

Material Handling: conveyor systems, trailers, forklifts

Find out why when other suppliers fail, we get the call. (800) 841-4207



ISO 9001:2015 CERTIFIED



2024 OHIO

COURTS OF APPEALS RACES

The Ohio Courts of Appeals have jurisdiction to review, affirm, modify, or reverse judgments of lower courts. The courts of appeals are the final level of appeal before the Supreme Court of Ohio.

The state is divided into 12 appellate districts. The number of judges in each district depends on a variety of factors, including the court's caseload and the size of the district. The number of judges in each district varies from four to 12. Members of the courts sit on three-judge panels and serve six-year terms.

Courts of appeals judges are elected in even-numbered years. Appellate judges must be attorneys with at least six years of experience in the practice of law and residents of their districts. The governor makes appointments to fill vacancies that occur between elections.

Of the 69 judges currently on the bench, the terms of 23 Ohio District Courts of Appeals judges will expire in 2024 and 2025. Due to the enactment of Senate Bill 80 in 2021, Ohio Courts of Appeals' candidates will appear on the 2024 general election ballot along with their political party affiliation.

Matchups in all the courts of appeals races follow.

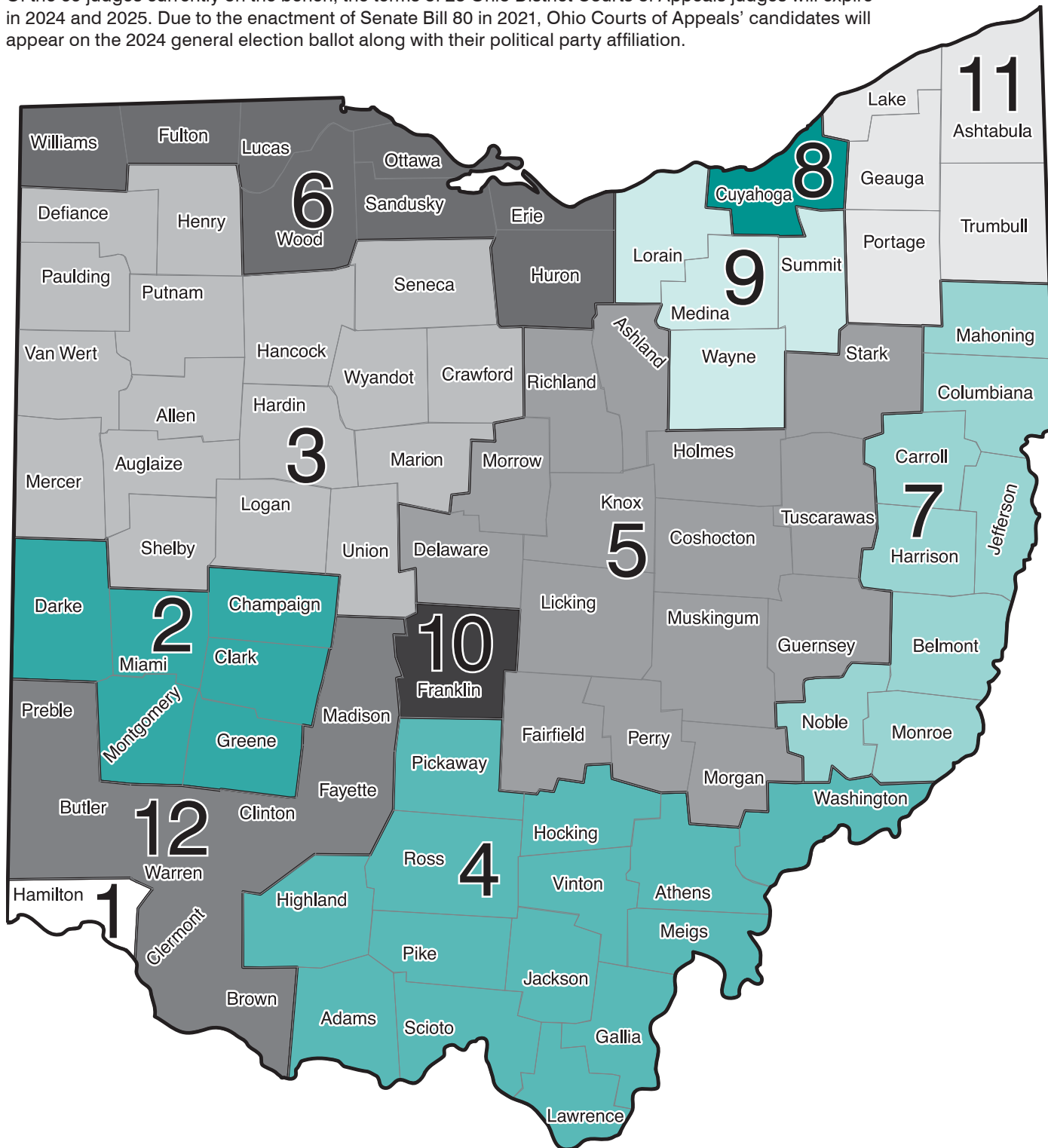


DISTRICT MAP

OHIO COURTS OF APPEALS



Of the 69 judges currently on the bench, the terms of 23 Ohio District Courts of Appeals judges will expire in 2024 and 2025. Due to the enactment of Senate Bill 80 in 2021, Ohio Courts of Appeals' candidates will appear on the 2024 general election ballot along with their political party affiliation.





District 1 Term Commencing 2/9/2025

TERRY NESTOR (D-Cincinnati)

- **Social Media:** @terrynestor2018
- **Occupation:** Judge, Hamilton County Common Pleas Court
- **Experience:** Attorney, City of Cincinnati
- **Education:** B.A., Political Science and History, Miami University; J.D., University of Cincinnati College of Law
- **Memberships:** Cincinnati Bar Association
- **Campaign Committee:** Nestor for Judge, 4030 Smith Rd., Suite 200, Cincinnati, OH 45209
- **Website:** terrynestor.com

SEAN DONOVAN (R-Cincinnati)

- **Social Media:**
- **Occupation:** Assistant Hamilton County Prosecutor
- **Experience:** TV/Film Crew Grip
- **Education:** B.A., Xavier University; J.D., University of Cincinnati University of Law
- **Campaign Committee:** Sean Donovan for Judge, 12070 Stone Point Ct., Loveland, OH 45140
- **Website:** donovanforjudge.com

District 1 Term Commencing 2/10/2025

MARILYN ZAYAS (D-Cincinnati) ★

- **Social Media:**
- **Occupation:** Judge, Ohio First District Court of Appeals
- **Experience:** IT Manager, Proctor & Gamble
- **Education:** Bachelor's, City College of New York; J.D., University of Cincinnati College of Law
- **Campaign Committee:** Community for Judge Marilyn Zayas, 3040 Saddleback Dr., Cincinnati, OH 45244
- **Website:** judgемarilynzayas.com

STACY LEFTON (R-Cincinnati)

- **Social Media:** @yeaskr
- **Occupation:** Assistant Prosecutor, Hamilton County Prosecutor's Office
- **Experience:** Prosecutor, Amberley Village
- **Education:** The Ohio State University; Cooley Law School
- **Campaign Committee:** Stacy Lefton for Judge, 7415 Willowbrook Ln., Cincinnati, OH 45237

District 1 Term Commencing 2/11/2025

CANDACE CROUSE (D-Cincinnati) ★

- **Social Media:** @JudgeCCrouse
- **Occupation:** Judge, Ohio First District Court of Appeals
- **Experience:** Criminal Defense Attorney
- **Education:** B.A., West Virginia University; J.D. The Ohio State University Moritz College of Law
- **Memberships:** Ohio Judicial Conference Jury Instructions Committee; Ohio Board of Professional Conduct
- **Campaign Committee:** Candace Crouse for Judge, 6955 Gaynor Rd., Goshen, OH 45246
- **Website:** JudgeCrouse.com

M. ELIZABETH POLSTON (R-Cincinnati)

- **Social Media:**
- **Occupation:** Assistant Prosecuting Attorney, Hamilton County Prosecutor's Office
- **Experience:** Associate Attorney, Rederick Linton Belfance, LLP
- **Education:** A.A., Xavier University; M.A., University of Cincinnati; J.D., University of Akron Law School
- **Campaign Committee:** Polston for Judge, 3814 Millsbrae Ave., Cincinnati, OH 45209

District 1 Term Commencing 2/12/2025

RICH MOORE (D-Cincinnati)


- **Social Media:**
- **Occupation:** Partner, Frost Brown Todd
- **Experience:** Partner, Vorys, Sater, Seymour and Pease
- **Education:** B.B.A., Bowling Green State University; J.D., University of Cincinnati College of Law
- **Memberships:** Board, Taft Museum of Art; Foundation Board Member, Bowling Green State University
- **Campaign Committee:** Rich Moore for Judge, 3713 Davenant Ave., Cincinnati, OH 45213
- **Website:** richmooreforjudge.com

ROBERT GOERING (R-Cincinnati)

- **Social Media:**
- **Occupation:** Judge, Hamilton County Common Pleas Court
- **Experience:** Hamilton County Treasurer; Goering & Goering LLC Law Offices
- **Education:** B.A., Denison University; J.D. Northern Kentucky University, Salmon P. Chase College of Law
- **Memberships:** Cincinnati Bar Association
- **Campaign Committee:** Goering for Judge, 220 W. 3rd St., Cincinnati, OH 43202

OHIO COURTS

OF APPEALS



District 2 Term Commencing 2/9/2025

ROBERT HANSEMAN (R-Centerville)

- **Social Media:**
- **Occupation:** Attorney
- **Experience:** Attorney, Sebaly, Shillito and Dyer; U.S. Air Force JAG Officer
- **Education:** B.A., Journalism and Political Science, The Ohio State University; J.D., George Washington University Law School
- **Memberships:** Rotary Club of Dayton; Trustee, The Centerville Washington Foundation; Dayton Bar Association
- **Campaign Committee:** Hanseman for Judge, 10102 Meadow Woods Ln., Dayton, OH 45458
- **Website:** hansemanforjudge.com

UNOPPOSED

District 3 Term Commencing 2/9/2025

JOHN WILLIAMOWKSI (R-Lima) ★

- **Occupation:** Judge, Third District Court of Appeals
- **Education:** B.A., University of Notre Dame; J.D., Ohio Northern University
- **Memberships:** Allen County and Ohio Bar Associations

UNOPPOSED

District 4 Term Commencing 2/9/2025

JASON SMITH (R-Ironton) ★

- **Social Media:**
- **Occupation:** Presiding Judge, Ohio Fourth District Court of Appeals
- **Experience:** Assistant Prosecutor, Lawrence County
- **Education:** B.A., Political Science, Ohio University; J.D., The Ohio State University Moritz College of Law
- **Memberships:** Ohio State Bar Association; Lawrence County Bar Association
- **Campaign Committee:** Committee to Elect Jason Smith, 116 N. 6th Street, Ironton, OH 45638

UNOPPOSED



pentaflex inc.

4981 GATEWAY BLVD • SPRINGFIELD, OH 45502 • 937-325-5551

Providing Complex Metal Components for 50 Years

From traditional metal stamping to prototyping and more, our team has the experience and capabilities to help you succeed.

Our mission:




- Provide our customers maximum value
- Provide employees and excellent work environment
- Provide investors with a good return
- Award business to suppliers who offer the best value
- Practice good citizenship within our community

Agriculture • Automotive • Commercial Truck • Energy • Medical • Defense



District 4 Term Commencing 2/10/2025




MIKE HESS (R-Commercial Point) ★

- **Social Media:**   
- **Occupation:** Administrative Judge, Ohio Fourth District Court of Appeals
- **Experience:** Attorney; Criminal Investigator, State of Ohio
- **Education:** B.S., Bowling Green State University; J.D., Capital University Law School
- **Campaign Committee:** Hess for Ohio, 7495 Buckeye Trail, Circleville, OH 43113

UNOPPOSED

District 5 Term Commencing 2/9/2025

ROBERT MONTGOMERY (R-Blue Rock)

- **Social Media:**   
- **Occupation:** Managing Member, Hydro Carbon Investment Group, Ltd.
- **Experience:** Judge, Franklin County Common Pleas Court
- **Education:** B.A., Bowling Green State University; J.D., Capital University Law School
- **Campaign Committee:** Montgomery for Judge, 7350 Roberts Rd., Blue Rock, OH 43720
- **Website:** voterobertmontgomeryforjudge.com

UNOPPOSED

District 5 Term Commencing 2/10/2025




KEVIN POPHAM (R-Powell)

- **Social Media:**    @pophamlaw
- **Occupation:** Senior Trial Attorney, Nationwide Insurance
- **Experience:** Magistrate and Staff Attorney, Court of Claims of Ohio; U.S. Army Reserve
- **Education:** B.S., Business Administration and Management, Franklin University; J.D., Capital University Law School; Patrick J. Tiberi Leadership Institute
- **Memberships:** Federalist Society; Ohio State Bar Foundation; Honorable Order of Kentucky Colonels; National Rifle Association; Ohio Farm Bureau
- **Campaign Committee:** Popham for Judge, 3950 Ryleland Ct., Powell, OH 43065
- **Website:** pophamforjudge.com

UNOPPOSED

District 5 Term Commencing 2/11/2025

DAVID GORMLEY (R-Powell)

- **Social Media:**   
- **Occupation:** Judge, Delaware County Common Pleas Court
- **Experience:** Judge, Delaware Municipal Court
- **Education:** B.A., Political Science, University of Michigan; J.D., Harvard Law School
- **Memberships:** Delaware Rotary Club; Ohio Jury Instructions Committee, Ohio Judicial Conference; Executive Committee, Ohio Judicial Conference; Chair, Civil Law & Procedure Committee, Ohio Judicial Conference
- **Campaign Committee:** Gormley for Judge, 224 Rockmill St., Delaware, OH 43015

UNOPPOSED

District 6 Term Commencing 2/9/2025


GENE ZMUDA (R-Blue Rock) ★

- **Occupation:** Judge, Sixth District Court of Appeals
- **Experience:** Trial Judge, Toledo Municipal Court
- **Education:** B.A., University of Toledo; J.D., University of Toledo
- **Memberships:** Chair, Civil Law Committee for the Ohio Judicial Conference
- **Campaign Committee:** Zmuda for Judge Committee, 15420 Gray Birch Ct., Perrysburg, OH 43551

UNOPPOSED




OHIO COURTS

OF APPEALS



District 7 Term Commencing 2/9/2025




KATELYN DICKEY (R-Lisbon)

- **Social Media:**   
- **Occupation:** Judge, Columbiana County Municipal Court
- **Experience:** Assistant Prosecutor, Columbiana County
- **Education:** B.S., Gannon University; J.D. University of Akron
- **Memberships:** Federalist Society; NRA; Columbiana County Farm Bureau; Ohio State Bar Association
- **Campaign Committee:** Dickey for Judge, 6573 Davnor Rd., Lisbon, OH 44432
- **Website:** dickeyforjudge.com

UNOPPOSED

District 8 Term Commencing 1/1/2025




DEENA CALABRESE (D-Brecksville)

- **Social Media:**   
- **Occupation:** Judge, Cuyahoga County Common Pleas Court
- **Experience:** Assistant Prosecutor, Mahoning County
- **Education:** Bachelor's, Xavier University; J.D., Cleveland-Marshall College of Law
- **Campaign Committee:** The Committee to Elect Deena R. Calabrese, 6928 Mill Rd., Brecksville, OH 44141

UNOPPOSED

District 8 Term Commencing 1/2/2025

MICHELLE SHEEHAN (D-Rocky River) ★

- **Social Media:**   
- **Occupation:** Judge, Eighth District Court of Appeals
- **Experience:** Shareholder, Reminger Co., LPA
- **Education:** B.A., Public Administration, Miami University; J.D., Cleveland State University College of Law
- **Memberships:** Cleveland Metropolitan Bar Association; Ohio Women's Bar Association
- **Campaign Committee:** Committee to Elect Michelle J. Sheehan, 20060 Frazier Dr., Rocky River, OH 44116

UNOPPOSED

District 8 Term Commencing 1/3/2025

EILEEN GALLAGHER (D-Chagrin Falls) ★

- **Occupation:** Judge, Eighth District Court of Appeals
- **Experience:** Trial Judge, Cuyahoga County Common Pleas Court
- **Education:** Bachelor of Nursing, Ursuline College; J.D., Cleveland-Marshall College of Law
- **Memberships:** Ohio Supreme Court's Commission on Technology and the Courts; Judicial Ethics, Professionalism and Diversity Committee; Appellate Law and Procedure Committee, Ohio Judicial Conference; Designee for Judicial Campaign Grievances; Executive Committee, 22^d Judicial Conference of the Eighth Judicial District
- **Campaign Committee:** Friends of Judge Gallagher (Eileen T.), 301 North St., Chagrin Falls, OH 44022

UNOPPOSED

District 8 Term Commencing 2/9/2025

MARY BOYLE (D-Olmsted Falls) ★

- **Occupation:** Judge, Eighth District Court of Appeals
- **Experience:** Judge, Cuyahoga County Court of Common Pleas
- **Education:** B.A., Ithaca College; J.D., Cleveland Marshall College of Law
- **Memberships:** Cleveland Metropolitan Bar Association; Ohio State Bar Association; Justinian Forum; Past Chair, Ohio Supreme Court's Commission and Advisory Committee on Dispute Resolution; Court Administration and Civil Law Committees, Ohio Judicial Conference; Board of Directors, Cleveland Law Library; Board, Ohio Appellate Judges Association; Cleveland Employment Law American Inns of Court
- **Campaign Committee:** Friends of Mary J. Boyle, 7074 Morning Dove Ln., Olmsted Township, OH 44138

UNOPPOSED



District 9 Term Commencing 2/9/2025

JENNIFER HENSAL (R-Akron) ★

- **Social Media:** @Judge_Hensal
- **Occupation:** Judge, Ninth District Court of Appeals
- **Experience:** Private Practice; Assistant Director of Law, City of Wadsworth
- **Education:** B.A., University of Akron; J.D., University of Toledo College of Law
- **Memberships:** Ohio State Bar Association; Akron Bar Association; Past President, Medina County Bar Association; Chair, Character and Fitness Committee, Medina County Bar Association; Buchtel Cluster PTA; First Christian Church of Wadsworth; Coach, Valley City Soccer Association; Judge, Ohio State Mock Trial Competition; President, Board, Csárdás Dance Company
- **Campaign Committee:** Committee to Elect Jennifer L. Hensal, 225 S. Rose Blvd., Akron, OH 44313

STEVE ELLIOT (D-Akron)

- **Social Media:**
- **Occupation:** Chief Magistrate, Summit County Probate Court
- **Experience:** Magistrate/Court Investigator; Federal Officer, CIA
- **Education:** B.A., Criminology, Bowling Green State University; J.D., University of Akron
- **Memberships:** Ohio Association of Magistrates; Board, Akron Bar Association Estate Planning, Probate, & Elder Law Section; Green Youth Basketball Association
- **Campaign Committee:** Elliott for Judge, 3179 Charles Ct., Uniontown, OH 44685

District 10 Term Commencing 2/9/2025

LAUREL BEATTY BLUNT (D-Gahanna) ★

- **Social Media:**
- **Occupation:** Judge, Tenth District Court of Appeals
- **Experience:** Judge, Franklin County Court of Common Pleas
- **Education:** B.A., Psychology, Spelman College; J.D., Vanderbilt University Law School
- **Memberships:** Board, Continuing Legal Education, Supreme Court of Ohio; Ohio Women's Bar Association; Ohio State Bar Association; Columbus Bar Association; Women Lawyers of Franklin County; John Mercer Langston Bar Association; Board, YWCA of Central Ohio; Board, United Way of Central Ohio; Greater Columbus Infant Mortality Task Force
- **Campaign Committee:** Laurel Beatty Blunt Committee, 545 E. Town St., Columbus, OH 43215
- **Website:** judgebeattyblunt.com


UNOPPOSED

District 10 Term Commencing 2/10/2025

SHAWN DINGUS (D-Columbus)

- **Social Media:**
- **Occupation:** Managing Member, Plymale & Dingus, LLC
- **Experience:** Private practice; Assistant Prosecutor, Morrow County Prosecutor's Office
- **Education:** B.A., Government, Morehead State University; J.D., University of Akron Law School
- **Memberships:** Ohio State Bar Association; Columbus Bar Association; American Association for Justice; Ohio Association for Justice; Central Ohio Association for Justice; Ohio Association of Criminal Defense Lawyers; Central Ohio Association of Juvenile Lawyers; The Shamrock Club of Columbus; Board, Franklin County Trial Lawyers Association
- **Campaign Committee:** Dingus for Judge, 1012 Neil Ave., Columbus, OH 43201

UNOPPOSED



District 11 Term Commencing 2/9/2025

JOHN EKLUND (R-Chardon) ★

- **Social Media:**
- **Occupation:** Judge, Eleventh District Court of Appeals
- **Experience:** Attorney, Calfee, Halter, and Griswold LLP
- **Education:** B.A. Political Science and History, Union College; J.D., Washington and Lee University School of Law
- **Memberships:** Ohio State Bar Association
- **Campaign Committee:** Friends of John Eklund, 12040 Burlington Glen Dr., Chardon, OH 44024

UNOPPOSED

District 11 Term Commencing 2/10/2025

SCOTT LYNCH (R-Huntsburg)

- **Social Media:** YouTube
- **Occupation:** Solicitor, Aquilla Village
- **Experience:** Attorney, Lynch & Lynch Law LLC
- **Education:** Bachelor's, John Carroll University; J.D., Cleveland-Marshall College of Law
- **Campaign Committee:** Scott Lynch for Judge, 12170 Zrolka Dr., Huntsburg, OH 44046
- **Website:** lynch4judge.com

UNOPPOSED

District 11 Unexpired Term Ending 2/9/2027

ROBERT PATTON (R-Willowick) ★

- **Social Media:**
- **Occupation:** Judge, Eleventh District Court of Appeals
- **Experience:** Assistant U.S. Attorney, Northern District of Ohio
- **Education:** B.A., Psychology, Cleveland State University; M.A., Philosophy, Cleveland State University; J.D., Cleveland State University College of Law
- **Campaign Committee:** Friends of Judge Robert J. Patton, 260 E. 312th St. #5464, Willowick, OH 44095
- **Website:** judgerobertpatton.com

UNOPPOSED

District 12 Term Commencing 2/9/2025

MELENA SIEBERT (R-West Chester)

- **Social Media:** @Siebert4The12th
- **Occupation:** Sr. Associate Attorney, The Bopp Law Firm
- **Experience:** Sales & Marketing
- **Education:** J.D., University of Cincinnati College of Law
- **Memberships:** Federalist Society
- **Campaign Committee:** Siebert for the 12th, 4321 Stone Trace Ln., Liberty Township, OH 45011
- **Website:** siebertforthe12th.com

UNOPPOSED

2024 OHIO

CONGRESSIONAL RACES

Every 10 years, U.S. House districts are redrawn to reflect the nation's population shifts. As a result of the 2020 Census, Ohio is divided into 15 congressional districts, each represented by a member of the U.S. House of Representatives. Each district is to have a population of approximately 761,000 people, and each U.S. House seat is up for election every two years.

Ohio Republicans currently hold a 10–5 majority of the state's U.S. House seats and have held the majority since the 2010 election.



DISTRICT MAP

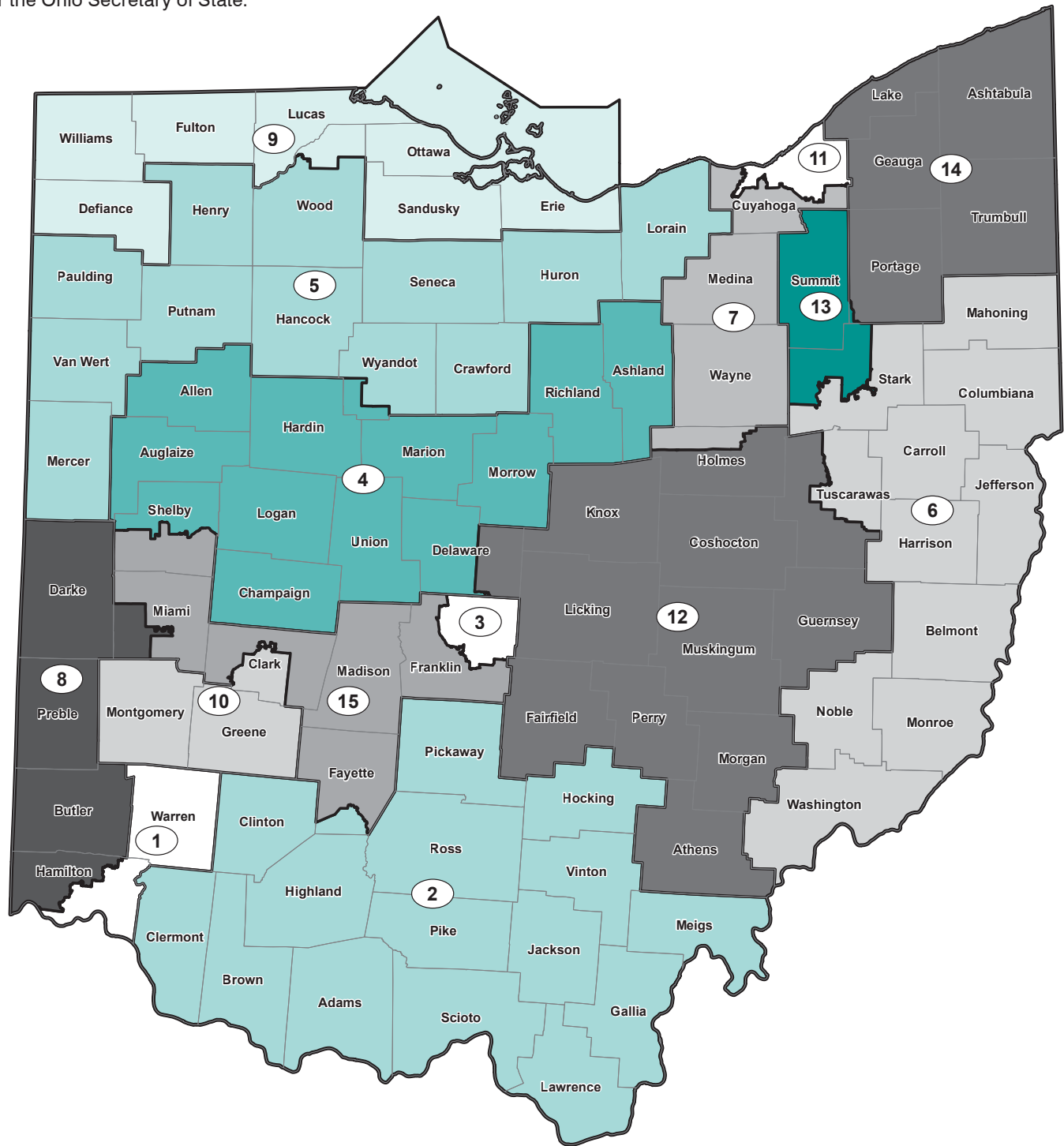
CONGRESSIONAL



CONGRESSIONAL

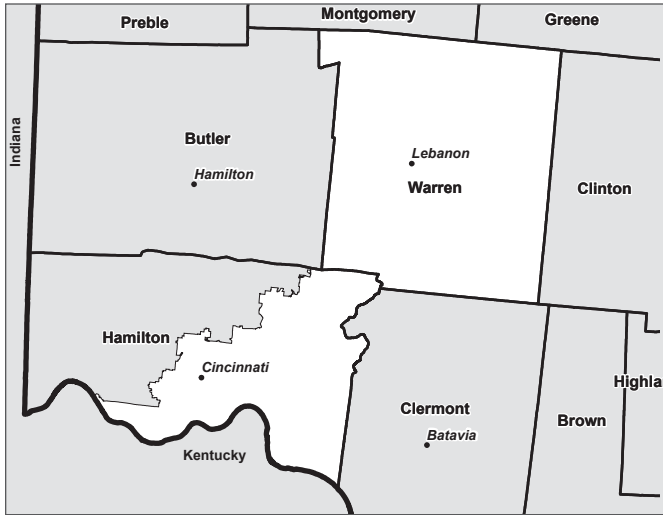
This map depicts Ohio's Congressional districts based on the 2020 U.S. Census. This map is intended as a general reference to the location of the election districts that are valid for the 2024 elections.

To find out the district of a specific city or location, contact your local board of elections or the Ohio Secretary of State.





District Map:



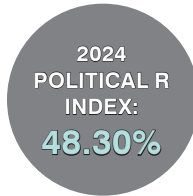
Political Landscape:

2022 Gubernatorial Results:

Mike DeWine (R)	54.84%
Nan Whaley (D)	45.16%

2020 Presidential Results:

Joe Biden (D)	54.29%
Donald Trump (R)	45.71%



Candidates:

GREG LANDSMAN (D-Cincinnati) ★

- **Social Media:** @votelandsman
- **Occupation:** U.S. Representative
- **Experience:** Exec. Dir., The Strive Partnership, KnowledgeWorks Foundation; Director, Governor's Office of Faith-Based and Community Initiatives (Strickland)
- **Education:** Bachelor's Economics, Political Science, Ohio University; M.A., Theology, Theological Studies, Harvard University
- **Campaign Committee:** Landsman for Congress, P.O. Box 68033, Cincinnati, OH 45206
- **Website:** landsmanforcongress.com

ORLANDO SONZA (R-Cincinnati)

- **Social Media:** @OrlandoSonza
- **Occupation:** Assistant Prosecutor, Hamilton County Prosecutor's Office
- **Experience:** Finance; Accounting; U.S. Army
- **Education:** Comparative Politics, West Point; Master's Taxation, University of Cincinnati; J.D., Georgetown University Law Center
- **Campaign Committee:** Sonza for Congress, P.O. Box 8698, Cincinnati, OH 45208
- **Website:** orlandosonza.com

Economic Profile:

See pages 184 & 185 for comparative demographic data.

INDUSTRIES	Employment		Wages	
	# of Jobs	%	\$	%
Natural Resources & Mining	535	0.1%	\$25,864,181	0.1%
Construction	18,720	3.9%	\$1,363,722,515	4.0%
Manufacturing	45,684	9.5%	\$4,172,525,257	12.1%
Trade, Transportation, & Utilities	70,741	14.8%	\$3,728,923,792	10.8%
Information	9,603	2.0%	\$769,322,598	2.2%
Financial Activities	40,053	8.4%	\$3,667,030,623	10.6%
Professional & Business Services	99,480	20.8%	\$9,753,280,677	28.3%
Education & Health Services	124,177	25.9%	\$7,707,851,585	22.4%
Leisure & Hospitality	44,304	9.3%	\$1,590,160,367	4.6%
Other Services (except Public Administration)	12,702	2.7%	\$600,385,327	1.7%
Public Administration	12,655	2.6%	\$1,078,001,106	3.1%
TOTAL	478,654		\$34,457,068,028	



CONGRESSIONAL

District Map:



Candidates:

- SAMANTHA MEADOWS (D-Chillicothe)**
- **Social Media:** @SMeadows4OH2
 - **Occupation:** Triage, Pediatric Clinic
 - **Experience:** Advanced EMT-I & First Responder
 - **Education:** Bachelor's Human Services, Ohio Christian University
 - **Memberships:** AmeriCorps
 - **Campaign Committee:** Samantha Meadows for Congress, 80 N. High St., Chillicothe, OH 45601
 - **Website:** votemeadows.com

- DAVID TAYLOR (R-Amelia)**
- **Social Media:** @davetaylorOH
 - **Occupation:** Businessman; Sardinia Ready Mix
 - **Experience:** Attorney
 - **Education:** Bachelor's, Miami University; J.D., University of Dayton Law School
 - **Campaign Committee:** Dave Taylor for Congress, 9856 Archer Ln., Dublin, OH 43017
 - **Website:** davetaylorforcongress.com

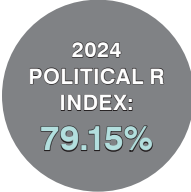
Political Landscape:

2022 Gubernatorial Results:

Mike DeWine (R)	77.17%
Nan Whaley (D)	22.83%

2020 Presidential Results:

Joe Biden (D)	27.02%
Donald Trump (R)	72.98%



Economic Profile:

See pages 184 & 185 for comparative demographic data.

INDUSTRIES	Employment		Wages	
	# of Jobs	%	\$	%
Natural Resources & Mining	1,260	0.6%	\$23,965,067	0.2%
Construction	10,836	5.1%	\$679,051,829	6.2%
Manufacturing	26,618	12.6%	\$1,717,771,874	15.7%
Trade, Transportation, & Utilities	46,865	22.2%	\$2,349,440,327	21.5%
Information	3,111	1.5%	\$246,032,356	2.3%
Financial Activities	7,977	3.8%	\$501,982,678	4.6%
Professional & Business Services	17,734	8.4%	\$1,072,720,895	9.8%
Education & Health Services	58,860	27.9%	\$2,962,260,152	27.1%
Leisure & Hospitality	21,624	10.2%	\$480,521,769	4.4%
Other Services (except Public Administration)	5,608	2.7%	\$206,341,089	1.9%
Public Administration	10,579	5.0%	\$688,455,414	6.3%
TOTAL	211,072		\$10,928,543,450	



District Map:



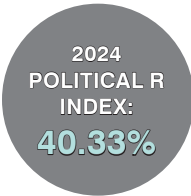
Political Landscape:

2022 Gubernatorial Results:

Mike DeWine (R)	37.37%
Nan Whaley (D)	62.63%

2020 Presidential Results:

Joe Biden (D)	72.22%
Donald Trump (R)	27.78%



Candidates:

JOYCE BEATTY (D-Columbus) ★

- **Social Media:** Facebook, Instagram, YouTube, X @JoyceBeatty
- **Occupation:** U.S. Representative
- **Experience:** Montgomery County Health and Human Services Director
- **Education:** B.A., Central State University; M.S., Wright State University
- **Memberships:** Chair of the Congressional Black Caucus
- **Campaign Committee:** Beatty for Congress, 222 E. Town St. Ste. 2W, Columbus, OH 43215
- **Website:** beattyforcongress.com

MICHAEL YOUNG (R-Columbus)

- **Occupation:** Real Estate Broker and Site & Engineering Designer; Builder & Developer; Singer-Songwriter; Private Pilot
- **Experience:** U.S. Air Force; Real Estate Broker, Scarlet & Gray Real Estate; Real Estate Developer, YOU Properties Inc.; Builder, Comet Construction, Inc.
- **Education:** Civil Engineering Design Apprentice; Radio & Electronics Training School; Logistics Schooling, U.S. Air Force; Real Estate Training School
- **Memberships:** Aircraft Owners & Pilots Assn.; Veterans Of Foreign Wars; American Legion; Make Americans Free Again; National Geographic Society; National Assn. of Realtors
- **Campaign Committee:** Young for Congress, 610 Old Farm Rd., Columbus, OH 43213
- **Website:** youngforcongress.us

Economic Profile:

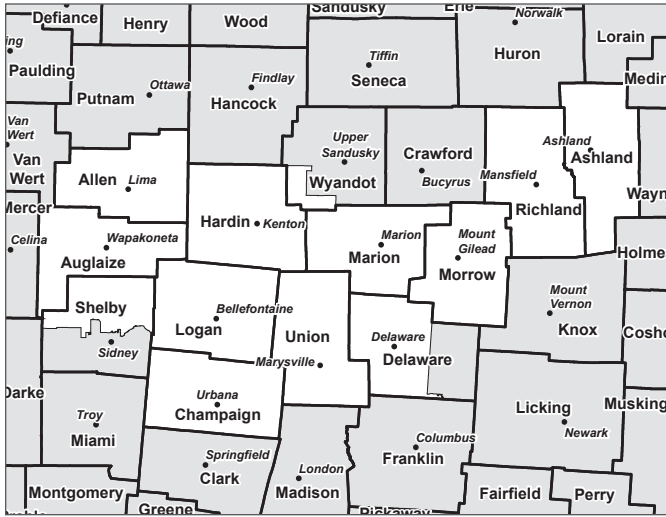
See pages 184 & 185 for comparative demographic data.

INDUSTRIES	Employment		Wages	
	# of Jobs	%	\$	%
Natural Resources & Mining	150	0.0%	\$10,363,833	0.0%
Construction	17,228	3.8%	\$1,467,332,116	4.9%
Manufacturing	17,814	3.9%	\$1,370,572,124	4.6%
Trade, Transportation, & Utilities	72,831	16.0%	\$4,063,104,567	13.7%
Information	11,189	2.5%	\$934,122,449	3.1%
Financial Activities	41,015	9.0%	\$3,435,149,674	11.6%
Professional & Business Services	76,891	16.9%	\$6,301,188,691	21.2%
Education & Health Services	159,748	35.1%	\$9,186,145,359	30.9%
Leisure & Hospitality	37,969	8.3%	\$1,271,458,102	4.3%
Other Services (except Public Administration)	11,009	2.4%	\$608,458,145	2.0%
Public Administration	9,796	2.1%	\$1,058,890,511	3.6%
TOTAL	455,640		\$29,706,785,571	



CONGRESSIONAL

District Map:



Candidates:

JIM JORDAN (R-Urbana) ★

- **Social Media:** Facebook, Instagram, YouTube, X @Jim_Jordan
- **Occupation:** U.S. Representative
- **Experience:** Assistant Wrestling Coach, Ohio State University
- **Education:** B.S., University of Wisconsin–Madison; M.A., Ohio State University; J.D., Capital University
- **Memberships:** House Freedom Caucus
- **Campaign Committee:** Jim Jordan for Congress, P.O. Box 355, Delaware, OH 43015-0355
- **Website:** jimjordanforcongress.com

TAMIE WILSON (D-Delaware)

- **Social Media:** Facebook, Instagram, X @tamieuscongress
- **Occupation:** Entrepreneur
- **Experience:** Real Estate Sales; Life Coach
- **Education:** Leadership, Psychology and Communications, Otterbein University
- **Memberships:** Volunteer with several organizations
- **Campaign Committee:** Tamie Wilson for US, 273 Saratoga St., Delaware, OH 43015
- **Website:** tamiewilson.com

Political Landscape:

2022 Gubernatorial Results:

Mike DeWine (R)	74.49%
Nan Whaley (D)	25.51%

2020 Presidential Results:

Joe Biden (D)	31.86%
Donald Trump (R)	68.14%



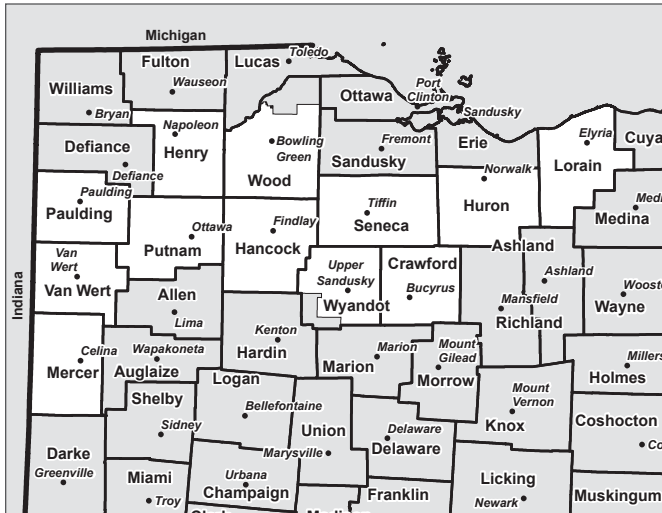
Economic Profile:

INDUSTRIES	Employment		Wages	
	# of Jobs	%	\$	%
Natural Resources & Mining	2,546	0.8%	\$8,053,365	0.0%
Construction	12,450	3.9%	\$832,206,950	4.8%
Manufacturing	67,314	21.0%	\$4,795,247,527	27.6%
Trade, Transportation, & Utilities	59,338	18.5%	\$2,694,903,281	15.5%
Information	2,493	0.8%	\$164,388,285	0.9%
Financial Activities	10,821	3.4%	\$846,949,904	4.9%
Professional & Business Services	49,494	15.5%	\$2,892,945,029	16.7%
Education & Health Services	65,260	20.4%	\$3,328,939,205	19.2%
Leisure & Hospitality	31,009	9.7%	\$733,640,382	4.2%
Other Services (except Public Administration)	8,858	2.8%	\$327,391,970	1.9%
Public Administration	10,645	3.3%	\$727,324,965	4.2%
TOTAL	320,228		\$17,351,990,863	

See pages 184 & 185 for comparative demographic data.



District Map:



Candidates:

BOB LATTA (R-Bowling Green) ★

- **Social Media:** Facebook, Instagram, YouTube, X @latta4congress
- **Occupation:** U.S. Representative
- **Experience:** Wood County Commissioner
- **Education:** B.A., Bowling Green State University; J.D., University of Toledo College of Law
- **Memberships:** Deputy Whip; Co-Chair, Rural Broadband Caucus; Congressional Propane Caucus
- **Campaign Committee:** Latta for Congress, P.O. Box 106, Bowling Green, OH 43402-0106
- **Website:** lattaforcongress.com

KEITH MUNDY (D-Parma)

- **Social Media:** Facebook, X @votemundy
- **Occupation:** Retired
- **Experience:** Legal Researcher
- **Education:** University of Akron
- **Campaign Committee:** Keith Mundy for Congress, 7709 Green Valley Dr., Parma, OH 44134
- **Website:** keithmundyforcongress.com

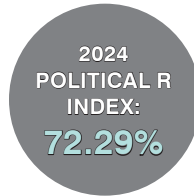
Political Landscape:

2022 Gubernatorial Results:

Mike DeWine (R) 71.18%
Nan Whaley (D) 28.82%

2020 Presidential Results:

Joe Biden (D) 36.40%
Donald Trump (R) 63.60%



Economic Profile:

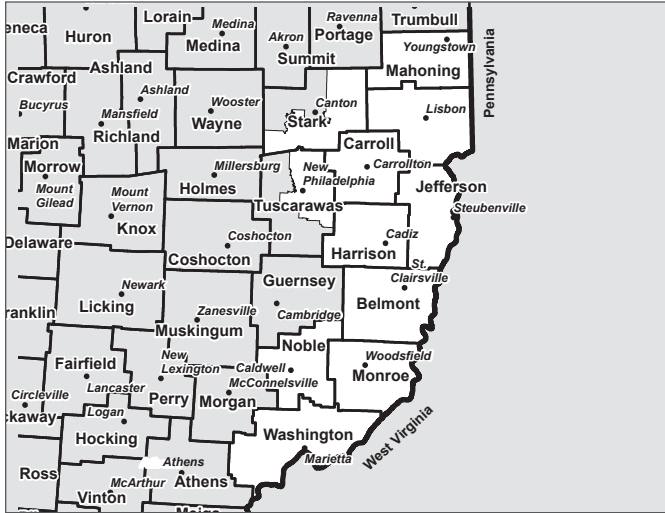
See pages 184 & 185 for comparative demographic data.

INDUSTRIES	Employment		Wages	
	# of Jobs	%	\$	%
Natural Resources & Mining	4,141	1.5%	\$68,154,630	0.5%
Construction	13,801	4.9%	\$929,452,956	6.5%
Manufacturing	66,419	23.6%	\$4,078,884,441	28.5%
Trade, Transportation, & Utilities	55,582	19.7%	\$2,774,664,995	19.4%
Information	2,401	0.9%	\$120,485,158	0.8%
Financial Activities	7,529	2.7%	\$502,283,032	3.5%
Professional & Business Services	22,160	7.9%	\$1,356,387,377	9.5%
Education & Health Services	67,432	23.9%	\$3,035,305,862	21.2%
Leisure & Hospitality	24,778	8.8%	\$504,360,965	3.5%
Other Services (except Public Administration)	8,189	2.9%	\$266,176,084	1.9%
Public Administration	9,565	3.4%	\$682,008,416	4.8%
TOTAL	281,997		\$14,318,163,916	



CONGRESSIONAL

District Map:



Candidates:

MICHAEL RULLI (R-Salem) ★

- **Social Media:** @ @ @michaelrulli
- **Occupation:** Director of Operations, Rulli Bros. Markets
- **Experience:** Naval Sea Cadet Corps
- **Education:** Emerson College
- **Memberships:** President, Leetonia School Board
- **Campaign Committee:** Rulli for Ohio, P.O. Box 2971, Youngstown, OH 44511
- **Website:** michaelrulli.com

MICHAEL KRIPCHAK (D-Youngstown)

- **Social Media:** @ @ @KripchakOH
- **Occupation:** Entrepreneur
- **Experience:** Co-Founder, N-Gems, Inc.; Virtual Reality Developer; Actor; U.S. Air Force
- **Education:** M.P.S. Interactive Telecommunications, New York University; Bachelor's Physics, U.S. Air Force Academy; Santa Monica College
- **Campaign Committee:** Committee to Elect Michael Kripchak, 2361 Shawnee Trail, Youngstown, OH 44511
- **Website:** kripchak.com

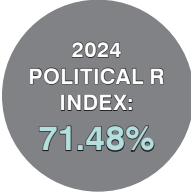
Political Landscape:

2022 Gubernatorial Results:

Mike DeWine (R)	72.42%
Nan Whaley (D)	27.58%

2020 Presidential Results:

Joe Biden (D)	35.45%
Donald Trump (R)	64.55%



Economic Profile:

See pages 184 & 185 for comparative demographic data.

INDUSTRIES	Employment		Wages	
	# of Jobs	%	\$	%
Natural Resources & Mining	3,060	1.2%	\$206,613,048	1.6%
Construction	14,541	5.6%	\$919,542,898	7.1%
Manufacturing	37,871	14.6%	\$2,445,461,351	18.8%
Trade, Transportation, & Utilities	54,127	20.9%	\$2,597,649,661	19.9%
Information	2,379	0.9%	\$138,749,774	1.1%
Financial Activities	7,763	3.0%	\$481,131,799	3.7%
Professional & Business Services	22,585	8.7%	\$1,170,291,298	9.0%
Education & Health Services	72,598	28.0%	\$3,540,240,609	27.2%
Leisure & Hospitality	26,817	10.3%	\$585,751,004	4.5%
Other Services (except Public Administration)	8,397	3.2%	\$299,056,533	2.3%
Public Administration	9,413	3.6%	\$646,914,304	5.0%
TOTAL	259,551		\$13,031,402,279	

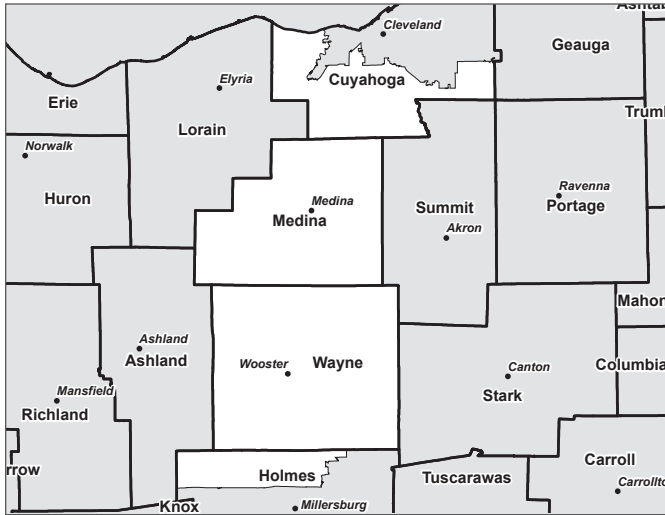


SEVENTH

7

CONGRESSIONAL DISTRICT

District Map:



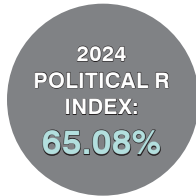
Political Landscape:

2022 Gubernatorial Results:

Mike DeWine (R)	62.53%
Nan Whaley (D)	37.47%

2020 Presidential Results:

Joe Biden (D)	45.38%
Donald Trump (R)	54.62%



Candidates:

MAX MILLER (R-Rocky River) ★

- **Social Media:** @MaxMillerOH
- **Occupation:** U.S. Representative
- **Experience:** White House Senior Advisor, President Donald Trump; U.S. Marine Corps Reserve
- **Education:** University of Arizona; B.A., Cleveland State University
- **Campaign Committee:** Max Miller for Congress, 19525 Hilliard Blvd. #16010, Rocky River, OH 44116
- **Website:** www.votemaxmiller.com

MATT DIEMER (D-Bay Village)

- **Social Media:** @MatthewDiemer
- **Occupation:** Small Business Owner
- **Education:** B.A. Political Science, University of Hawaii; University of Manila (Philippines); MBA, National Cheng Kung University (Taiwan)
- **Campaign Committee:** Diemer for Congress, LLC, P.O. Box 40042, Bay Village, OH 44140
- **Website:** diemerforcongress.com

DENNIS KUCINICH (I-Cleveland)

- **Social Media:** @Dennis_Kucinich
- **Occupation:** Author/Consultant
- **Experience:** Congressman
- **Education:** B.A., M.A., Case Western Reserve University
- **Campaign Committee:** Re-Elect Dennis Kucinich, P.O. Box 29305, Parma, OH 44129
- **Website:** www.kucinich.com

CONGRESSIONAL

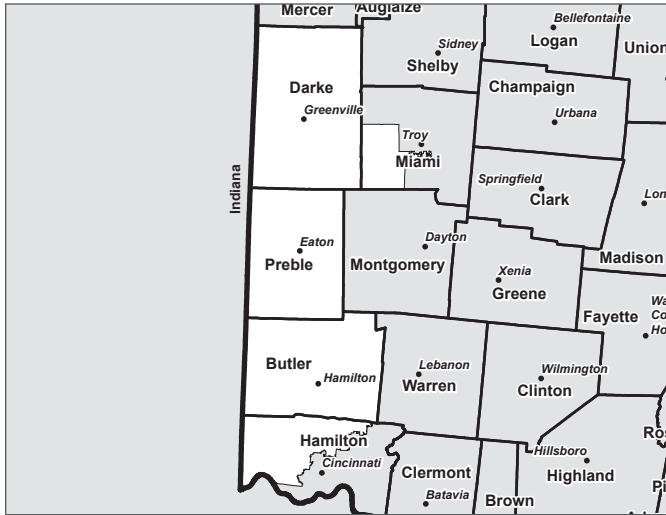
Economic Profile:

See pages 184 & 185 for comparative demographic data.

INDUSTRIES	Employment		Wages	
	# of Jobs	%	\$	%
Natural Resources & Mining	1,348	0.4%	\$64,684,226	0.3%
Construction	18,030	5.0%	\$1,368,807,009	5.9%
Manufacturing	51,178	14.1%	\$3,759,381,782	16.3%
Trade, Transportation, & Utilities	81,537	22.5%	\$4,293,258,424	18.6%
Information	7,911	2.2%	\$676,921,469	2.9%
Financial Activities	20,872	5.8%	\$2,169,347,825	9.4%
Professional & Business Services	61,891	17.1%	\$4,454,319,111	19.3%
Education & Health Services	66,954	18.5%	\$3,923,481,180	17.0%
Leisure & Hospitality	34,065	9.4%	\$1,150,661,701	5.0%
Other Services (except Public Administration)	10,696	3.0%	\$482,046,943	2.1%
Public Administration	8,084	2.2%	\$751,820,771	3.3%
TOTAL	362,566		\$23,094,730,441	



District Map:



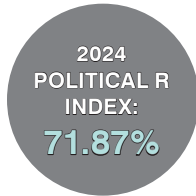
Political Landscape:

2022 Gubernatorial Results:

Mike DeWine (R)	69.45%
Nan Whaley (D)	30.55%

2020 Presidential Results:

Joe Biden (D)	38.80%
Donald Trump (R)	61.20%



Candidates:

WARREN DAVIDSON (R-Troy) ★

- **Social Media:** @Vote_Davidson
- **Occupation:** Businessman
- **Experience:** Manufacturing; U.S. Army
- **Education:** B.A., U.S. Military Academy at West Point; M.B.A., University of Notre Dame
- **Memberships:** Past Chair, Dayton Region Manufacturers Association (DRMA); United States Military Academy Board of Visitors
- **Campaign Committee:** Davidson for Congress, P.O. Box 528, Troy, OH 45373
- **Website:** davidsonforcongress.com

VANESSA ENOCH (D-West Chester)

- **Social Media:** @DrVENoch
- **Occupation:** Small Business Owner
- **Experience:** Public Policy and Business Consultant
- **Education:** Bachelor's Criminal Justice, Ohio State University; M.B.A. Information Technology, Xavier University; Ph.D. Public Policy & Social Change, Union Institute & University
- **Campaign Committee:** Committee to Elect Enoch, 8172 Misty Shore Dr., West Chester, OH 45069
- **Website:** enochforcongress.com

Economic Profile:

See pages 184 & 185 for comparative demographic data.

INDUSTRIES	Employment		Wages	
	# of Jobs	%	\$	%
Natural Resources & Mining	1,395	0.5%	\$14,809,719	0.1%
Construction	20,101	6.7%	\$1,383,831,122	7.4%
Manufacturing	45,537	15.1%	\$3,795,826,144	20.2%
Trade, Transportation, & Utilities	73,754	24.4%	\$4,114,975,226	21.9%
Information	1,828	0.6%	\$140,163,445	0.7%
Financial Activities	15,141	5.0%	\$1,376,977,355	7.3%
Professional & Business Services	35,459	11.7%	\$2,600,239,214	13.9%
Education & Health Services	61,903	20.5%	\$3,585,739,385	19.1%
Leisure & Hospitality	32,175	10.6%	\$928,961,550	5.0%
Other Services (except Public Administration)	9,045	3.0%	\$391,092,238	2.1%
Public Administration	5,858	1.9%	\$434,001,241	2.3%
TOTAL	302,196		\$18,766,616,639	



Informing. Serving. Innovating.
 LOCAL RADIO AND TV BROADCASTERS IMPACT OHIO.



OFFICERS

BRIAN LORENZEN, CHAIR
 President & General Manager
 WTOL-TV, Toledo

EDDIE HARRELL, JR., VICE CHAIR
 Regional Vice President
 Radio One, Cleveland, Columbus, Cincinnati

JEFF BROGAN, SECRETARY-TREASURER
 Vice President & General Manager
 WCPO-TV, Cincinnati

STAFF

CHRISTINE MERRITT
 President

ANDY HARTZELL
 Director of Marketing and Communications

MARIAH WEST
 Marketing and Communications Specialist

SEAN P. DUNN & ASSOCIATES
 OAB Public Policy Consultant

614.228.4052
www.oab.org



**The United
 Voice of Ohio
 Hospitals**

65 E. State St., Suite 500, Columbus
 614-221-7614 • ohiohospitals.org

[helpingohiohospitals](https://www.facebook.com/helpingohiohospitals)
[the-ohio-hospital-association](https://www.linkedin.com/company/the-ohio-hospital-association)

For more than 100 years, OHA has advocated on behalf of Ohio's hospitals and health systems, their employees and the Ohioans they serve.

In our second century, OHA represents 250 hospitals, 15 health systems and the more than 430,000 Ohioans they employ. In 2024, Ohio hospitals will manage more than 37 million patient encounters while transforming health care delivery and leading world-class research and clinical trials.



Mike Abrams
 President and CEO



Scott Borgemenke
 Senior Vice President, Advocacy



Kate Huffman
 Senior Director, Government Affairs

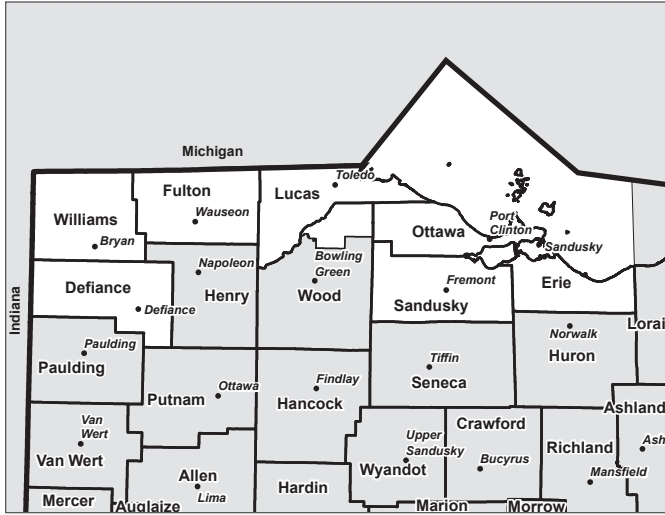


Emma Cardone
 Director, Advocacy



CONGRESSIONAL

District Map:



Candidates:

MARCY KAPTUR (D-Toledo) ★

- **Social Media:** Facebook, Instagram, LinkedIn, YouTube, X @Marcy_Kaptur
- **Occupation:** U.S. Representative
- **Experience:** Politician
- **Education:** B.A., University of Wisconsin–Madison; M.U.P., University of Michigan
- **Memberships:** Congressional Arts Caucus; Congressional Ukrainian Caucus (co-chair); Congressional Caucus on Poland; Congressional Caucus on Central and Eastern Europe; Congressional Caucus on Hungary; Congressional United Kingdom Caucus; House Baltic Caucus; Climate Solutions Caucus; Blue Collar Caucus
- **Campaign Committee:** Kaptur for Congress, 545 E. Town St., Columbus, OH 43215
- **Website:** marcykaptur.com

DEREK MERRIN (R-Maumee)

- **Social Media:** Facebook, X @DerekMerrin
- **Occupation:** Legislator
- **Experience:** Realtor; Real Estate Investor
- **Education:** B.A., University of Toledo; M.P.A., Bowling Green State University
- **Memberships:** Founder, Fallen Timbers Republican Club; Fulton County Republican Club; Monclova Road Baptist Church; National Rifle Association; Ohio Retirement Study Council
- **Campaign Committee:** Merrin for Congress, P.O. Box 75, Monclova, OH 43542
- **Website:** www.derekmerrin.com

Political Landscape:

2022 Gubernatorial Results:

Mike DeWine (R)	62.99%
Nan Whaley (D)	37.01%

2020 Presidential Results:

Joe Biden (D)	48.53%
Donald Trump (R)	51.47%



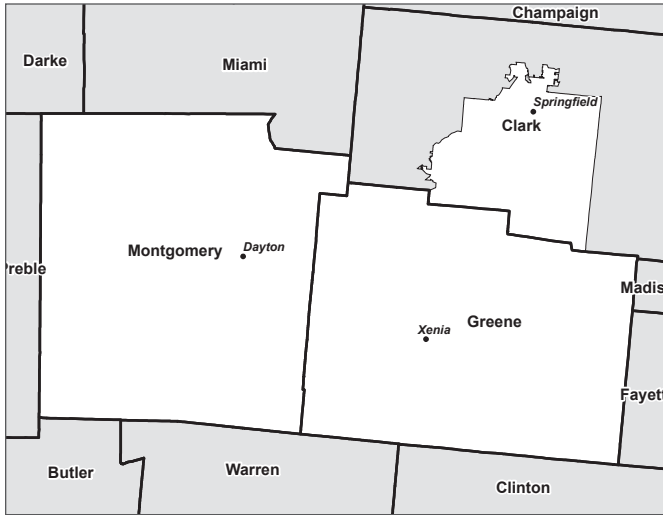
Economic Profile:

See pages 184 & 185 for comparative demographic data.

INDUSTRIES	Employment		Wages	
	# of Jobs	%	\$	%
Natural Resources & Mining	1,997	0.6%	\$38,589,254	0.2%
Construction	15,856	4.5%	\$1,250,499,721	6.6%
Manufacturing	65,464	18.6%	\$4,686,909,872	24.6%
Trade, Transportation, & Utilities	67,040	19.0%	\$3,203,814,266	16.8%
Information	4,106	1.2%	\$222,439,520	1.2%
Financial Activities	11,224	3.2%	\$839,878,375	4.4%
Professional & Business Services	37,189	10.6%	\$2,108,583,360	11.1%
Education & Health Services	90,647	25.7%	\$4,552,374,710	23.9%
Leisure & Hospitality	37,796	10.7%	\$1,034,690,417	5.4%
Other Services (except Public Administration)	10,373	2.9%	\$401,239,266	2.1%
Public Administration	10,810	3.1%	\$732,649,597	3.8%
TOTAL	352,502		\$19,071,668,358	



District Map:



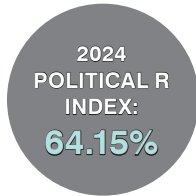
Political Landscape:

2022 Gubernatorial Results:

Mike DeWine (R)	62.01%
Nan Whaley (D)	37.99%

2020 Presidential Results:

Joe Biden (D)	48.21%
Donald Trump (R)	51.79%



Candidates:

MIKE TURNER (R-Dayton) ★

- **Social Media:** @MikeTurnerOH
- **Occupation:** U.S. Representative
- **Experience:** Attorney; Mayor of Dayton
- **Education:** B.A., Ohio Northern University; J.D., Case Western Reserve University; M.B.A., University of Dayton; D.L.S., Georgetown University
- **Memberships:** Chair, U.S. House Intelligence Committee
- **Campaign Committee:** Citizens for Turner, 120 W. 2nd St. Ste. 1510, Dayton, OH 45402-1603
- **Website:** miketurner.com

AMY COX (D-Eaton)

- **Social Media:** @VoteAmyCox
- **Occupation:** Director of Operations, Guided By Mushrooms
- **Experience:** Science Teacher
- **Education:** B.S. Biological Sciences, Wright State University; M.S.E., Indiana University
- **Memberships:** Richmond Education Association
- **Campaign Committee:** Amy Cox for Congress, 545 E. Town St., Columbus, OH 43215
- **Website:** voteamycox.com

MICHAEL HARBAUGH (I-Kettering)

- **Social Media:** @mhforcongress
- **Occupation:** Co-owner, The Wild Banana
- **Website:** harbaugh4congress.com

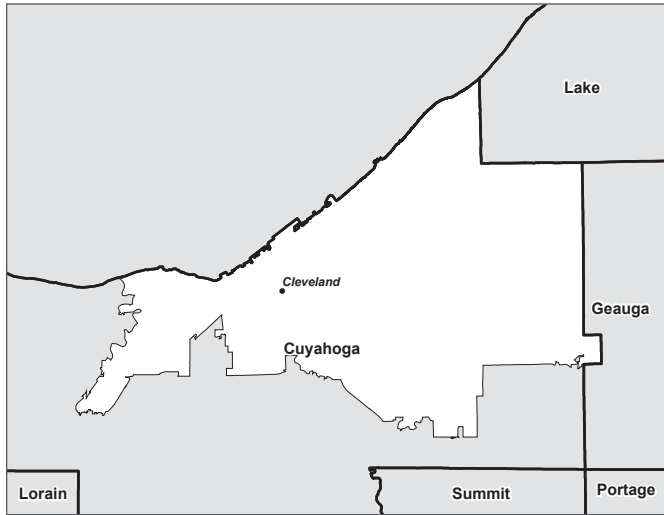
Economic Profile:

See pages 184 & 185 for comparative demographic data.

INDUSTRIES	Employment		Wages	
	# of Jobs	%	\$	%
Natural Resources & Mining	742	0.2%	\$23,062,606	0.1%
Construction	12,159	3.5%	\$826,973,525	4.0%
Manufacturing	33,418	9.7%	\$2,175,315,914	10.5%
Trade, Transportation, & Utilities	64,920	18.8%	\$3,062,001,554	14.8%
Information	8,128	2.4%	\$478,322,871	2.3%
Financial Activities	17,002	4.9%	\$1,233,642,965	6.0%
Professional & Business Services	53,308	15.4%	\$3,607,412,513	17.4%
Education & Health Services	101,433	29.4%	\$5,817,290,403	28.1%
Leisure & Hospitality	34,059	9.9%	\$842,259,650	4.1%
Other Services (except Public Administration)	9,594	2.8%	\$378,535,996	1.8%
Public Administration	10,439	3.0%	\$2,281,724,688	11.0%
TOTAL	345,202		\$20,726,542,685	



District Map:



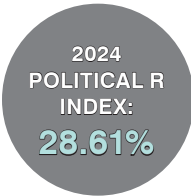
Political Landscape:

2022 Gubernatorial Results:

Mike DeWine (R)	30.07%
Nan Whaley (D)	69.93%

2020 Presidential Results:

Joe Biden (D)	79.14%
Donald Trump (R)	20.86%



Candidates:

SHONTEL BROWN (D-Warrensville Heights) ★

- **Social Media:** @ShontelMBrown
- **Occupation:** U.S. Representative
- **Experience:** Founder, Diversified Digital Solutions
- **Education:** A.S., Cuyahoga Community College; B.S., Wilberforce University
- **Memberships:** Congressional Black Caucus; New Democrats Coalition; Congressional Progressive Caucus
- **Campaign Committee:** Shontel Brown for Congress, 545 E. Town St., Columbus, OH 43215
- **Website:** shontelbrown.com

TRACY DEFORDE (I-WI-Mayfield Heights)

- **No data provided**

SEAN FREEMAN (I-Shaker Heights)

- **Website:** freemanforcongress.com

CHRISTOPHER ZELONISH (I-WI-Youngstown)

- **No data provided**

ALAN RAPOPORT (R-Cleveland Heights)

- **Social Media:**
- **Occupation:** Attorney
- **Experience:** Probate and Real Estate Law
- **Education:** A.B. History, Kenyon College; J.D., Case Western Reserve University School of Law
- **Memberships:** Phi Beta Kappa
- **Campaign Committee:** Rapoport for Congress Committee, 1567 Compton Rd., Cleveland Heights, OH 44118
- **Website:** rapoport4congress.com

Economic Profile:

See pages 184 & 185 for comparative demographic data.

INDUSTRIES	Employment		Wages	
	# of Jobs	%	\$	%
Natural Resources & Mining	341	0.1%	\$24,292,356	0.1%
Construction	11,111	2.5%	\$877,782,196	2.8%
Manufacturing	35,476	7.8%	\$2,777,410,423	8.8%
Trade, Transportation, & Utilities	74,189	16.4%	\$4,180,267,066	13.2%
Information	6,379	1.4%	\$564,649,102	1.8%
Financial Activities	32,512	7.2%	\$3,669,111,767	11.6%
Professional & Business Services	80,363	17.7%	\$6,134,499,159	19.4%
Education & Health Services	153,652	33.9%	\$9,984,995,395	31.5%
Leisure & Hospitality	33,128	7.3%	\$1,340,358,881	4.2%
Other Services (except Public Administration)	12,303	2.7%	\$578,478,614	1.8%
Public Administration	13,872	3.1%	\$1,546,368,190	4.9%
TOTAL	453,326		\$31,678,213,149	



District Map:



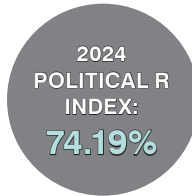
Political Landscape:

2022 Gubernatorial Results:

Mike DeWine (R) 71.59%
 Nan Whaley (D) 28.41%

2020 Presidential Results:

Joe Biden (D) 34.31%
 Donald Trump (R) 65.69%



Candidates:

TROY BALDERSON (R-Zanesville) ★

- **Social Media:** Facebook, Instagram, YouTube, X @repbalderson
- **Occupation:** U.S. Representative
- **Experience:** General Manager, Car Dealership
- **Education:** Muskingum College; Ohio State University
- **Memberships:** U.S. House Committee on Science, Space, and Technology; Committee on Small Business
- **Campaign Committee:** Balderson for Congress, 4679 Winterset Dr., Columbus, OH 43220-8113
- **Website:** baldersonforcongress.com

JERRAD CHRISTIAN (D-Galena)

- **Social Media:** Facebook, Instagram, YouTube, X @JerradChristian
- **Occupation:** Software engineer
- **Experience:** Business and Restaurant Owner; Navy Meteorologist; U.S. Navy
- **Education:** Ohio University; Bachelor's Psychology, Ohio State University
- **Campaign Committee:** Citizens for J. Christian, P.O. Box 315, Galena, OH 43021
- **Website:** christianforohio.com

CONGRESSIONAL

Economic Profile:

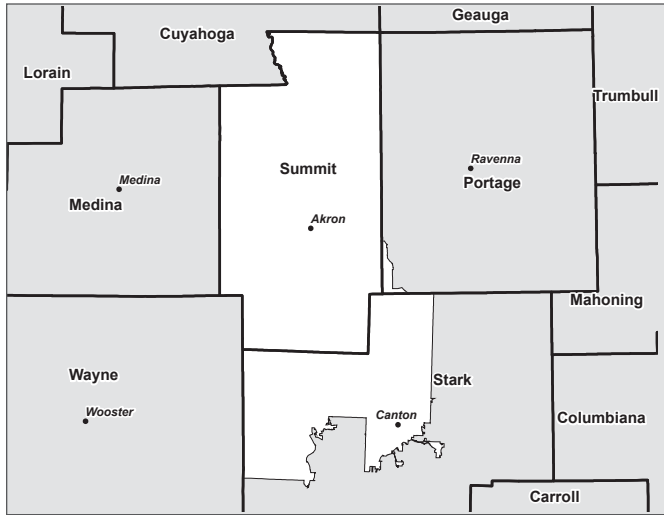
See pages 184 & 185 for comparative demographic data.

INDUSTRIES	Employment		Wages	
	# of Jobs	%	\$	%
Natural Resources & Mining	3,613	1.4%	\$227,565,907	1.7%
Construction	13,829	5.2%	\$915,006,796	6.9%
Manufacturing	37,248	14.1%	\$2,427,029,690	18.4%
Trade, Transportation, & Utilities	69,638	26.4%	\$2,683,028,105	20.3%
Information	2,297	0.9%	\$124,040,546	0.9%
Financial Activities	11,227	4.3%	\$788,964,612	6.0%
Professional & Business Services	21,332	8.1%	\$1,188,560,207	9.0%
Education & Health Services	63,458	24.1%	\$3,432,347,317	26.0%
Leisure & Hospitality	25,660	9.7%	\$567,161,779	4.3%
Other Services (except Public Administration)	7,386	2.8%	\$317,318,439	2.4%
Public Administration	7,775	3.0%	\$536,357,931	4.1%
TOTAL	263,463		\$13,207,381,329	



CONGRESSIONAL

District Map:



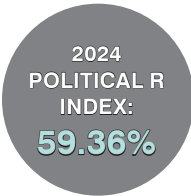
Political Landscape:

2022 Gubernatorial Results:

Mike DeWine (R)	57.13%
Nan Whaley (D)	42.87%

2020 Presidential Results:

Joe Biden (D)	51.43%
Donald Trump (R)	48.57%



Candidates:

EMILIA SYKES (D-Akron) ★

- **Social Media:** @EmiliaSykesOH
- **Occupation:** U.S. Representative
- **Experience:** Administrative Advisor, Summit County Fiscal Office
- **Education:** B.A. Psychology, Kent State University; J.D., University of Florida Levin College of Law; Master Public Health, College of Public Health and Health Professions
- **Campaign Committee:** Emilia Sykes for Congress, P.O. Box 1347, Akron, OH 44309
- **Website:** emiliasykesforcongress.com

KEVIN COUGHLIN (R-Akron)

- **Social Media:** @kevincoughlin
- **Occupation:** Business Owner and President
- **Experience:** Clerk, Stow Municipal Court
- **Education:** B.A., M.P.A., Bowling Green State University
- **Memberships:** Board, Ohio Capital Square Foundation; Summit County Republican Executive Committee and Finance Committee
- **Campaign Committee:** Coughlin for Congress, 9856 Archer Ln., Dublin, OH 43017
- **Website:** kevincoughlin.com

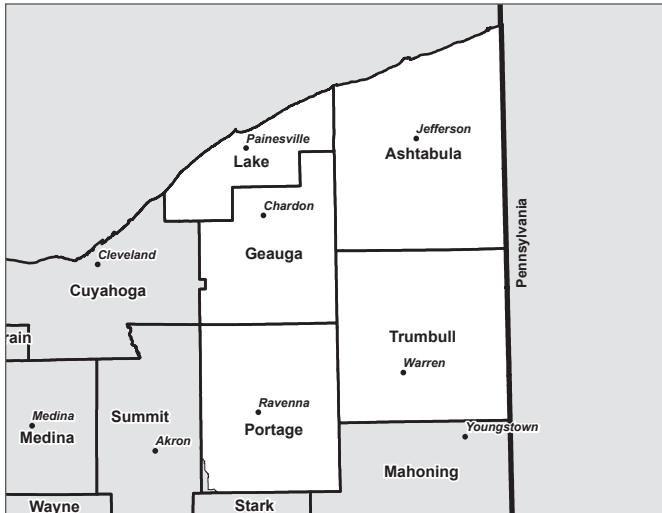
Economic Profile:

See pages 184 & 185 for comparative demographic data.

INDUSTRIES	Employment		Wages	
	# of Jobs	%	\$	%
Natural Resources & Mining	733	0.2%	\$41,892,711	0.2%
Construction	16,306	4.4%	\$1,216,507,374	5.8%
Manufacturing	39,517	10.7%	\$2,642,916,221	12.7%
Trade, Transportation, & Utilities	77,505	21.0%	\$3,909,485,828	18.8%
Information	6,651	1.8%	\$305,661,306	1.5%
Financial Activities	18,082	4.9%	\$1,482,473,773	7.1%
Professional & Business Services	57,750	15.7%	\$4,048,251,885	19.5%
Education & Health Services	96,585	26.2%	\$5,199,445,052	25.0%
Leisure & Hospitality	34,924	9.5%	\$842,339,656	4.1%
Other Services (except Public Administration)	10,858	2.9%	\$425,311,926	2.0%
Public Administration	9,328	2.5%	\$681,281,815	3.3%
TOTAL	368,239		\$20,795,567,547	



District Map:



Candidates:

DAVID JOYCE (R-Chagrin Falls) ★

- **Social Media:** Facebook, Instagram, YouTube, X @DaveJoyceOH14
- **Occupation:** U.S. Representative
- **Experience:** Attorney
- **Education:** B.S., J.D., University of Dayton
- **Memberships:** Republican Main Street Partnership; United States Congressional International Conservation Caucus; Veterinary Medicine Caucus; Climate Solutions Caucus; Co-chair, Congressional Cannabis Caucus
- **Campaign Committee:** Friends of Dave Joyce, 9856 Archer Ln., Dublin, OH 43017
- **Website:** joyceforcongress.com

BRIAN KENDERES (D-Mentor)

- **No data provided**

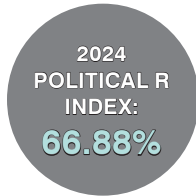
Political Landscape:

2022 Gubernatorial Results:

Mike DeWine (R) 65.68%
 Nan Whaley (D) 34.32%

2020 Presidential Results:

Joe Biden (D) 42.42%
 Donald Trump (R) 57.58%



Economic Profile:

See pages 184 & 185 for comparative demographic data.

INDUSTRIES	Employment		Wages	
	# of Jobs	%	\$	%
Natural Resources & Mining	1,940	0.7%	\$82,024,775	0.6%
Construction	12,476	4.8%	\$852,091,366	6.2%
Manufacturing	52,128	20.0%	\$3,605,674,487	26.1%
Trade, Transportation, & Utilities	52,822	20.3%	\$2,741,229,095	19.8%
Information	2,398	0.9%	\$166,221,402	1.2%
Financial Activities	6,673	2.6%	\$432,405,281	3.1%
Professional & Business Services	25,333	9.7%	\$1,475,310,197	10.7%
Education & Health Services	61,727	23.7%	\$3,005,828,127	21.7%
Leisure & Hospitality	27,404	10.5%	\$608,372,944	4.4%
Other Services (except Public Administration)	8,320	3.2%	\$291,930,172	2.1%
Public Administration	8,903	3.4%	\$562,714,680	4.1%
TOTAL	260,124		\$13,823,802,526	



CONGRESSIONAL

District Map:



Candidates:

MIKE CAREY (R-Columbus) ★

- **Social Media:** Facebook, Instagram, LinkedIn, YouTube, X @MikeCareyOH15
- **Occupation:** U.S. Representative
- **Experience:** Ohio Coal Association; Army National Guard
- **Education:** A.S., Marion Military Institute; B.A., Ohio State University
- **Memberships:** Ohio Council of Retail Merchants; National Coal Council; National Mining Association
- **Campaign Committee:** Carey for Congress, P.O. Box 16032, Columbus, OH 43216
- **Website:** careyforcongress.com

ADAM MILLER (D-Columbus)

- **Social Media:** Facebook, X @AMillerForCD15
- **Occupation:** Ohio State Representative
- **Experience:** Attorney; U.S. Army JAG Corps (Reserve)
- **Education:** B.A., Ohio State University; J.D., Capital University; M.S., Army War College
- **Campaign Committee:** Miller for America, 545 E. Town St., Columbus, OH 43215
- **Website:** adammillerforamerica.com

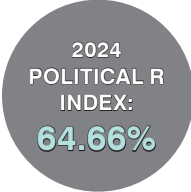
Political Landscape:

2022 Gubernatorial Results:

Mike DeWine (R)	61.59%
Nan Whaley (D)	38.41%

2020 Presidential Results:

Joe Biden (D)	46.61%
Donald Trump (R)	53.39%



Economic Profile:

See pages 184 & 185 for comparative demographic data.

INDUSTRIES	Employment		Wages	
	# of Jobs	%	\$	%
Natural Resources & Mining	1,240	0.3%	\$67,999,971	0.3%
Construction	17,857	4.3%	\$1,425,773,842	5.3%
Manufacturing	43,346	10.5%	\$3,041,510,775	11.4%
Trade, Transportation, & Utilities	110,926	27.0%	\$6,344,536,922	23.7%
Information	6,174	1.5%	\$495,680,681	1.9%
Financial Activities	29,070	7.1%	\$2,387,756,152	8.9%
Professional & Business Services	68,226	16.6%	\$5,222,624,735	19.5%
Education & Health Services	64,560	15.7%	\$3,514,125,976	13.1%
Leisure & Hospitality	31,641	7.7%	\$982,374,406	3.7%
Other Services (except Public Administration)	12,475	3.0%	\$656,529,956	2.5%
Public Administration	25,375	6.2%	\$2,596,447,165	9.7%
TOTAL	410,890		\$26,735,360,581	

2024 OHIO

SENATE RACES

The Ohio Senate is comprised of 33 members who serve four-year terms. Senate districts are determined based on population and are comprised of three contiguous Ohio House districts. Every 10 years, following the federal census, the total population of the state is divided by 33 to arrive at the target population for each district. For the current General Assembly, based on the 2020 U.S. Census, the target population for each Ohio Senate district is 357,559.

The terms of senators are staggered so that approximately half the membership is elected every two years. Senators representing even-numbered districts are elected in years evenly divisible by four. Senators from odd-numbered districts are elected in the intervening even-numbered years. Under Ohio's term limits, senators are limited to two four-year terms.

Sixteen of the Senate's 33 seats—the even-numbered districts and Senate District 33—are up for election in 2024. (All 33 Senate districts are included in the *Ohio Election Guide* so that the maps, as well as the economic and demographic profiles, of all districts are available to study.)

Following the 2022 election, the chamber's Republican supermajority increased from 25–8 to 26–7. Republicans have been the Senate majority party since January 1985.



DISTRICT MAP

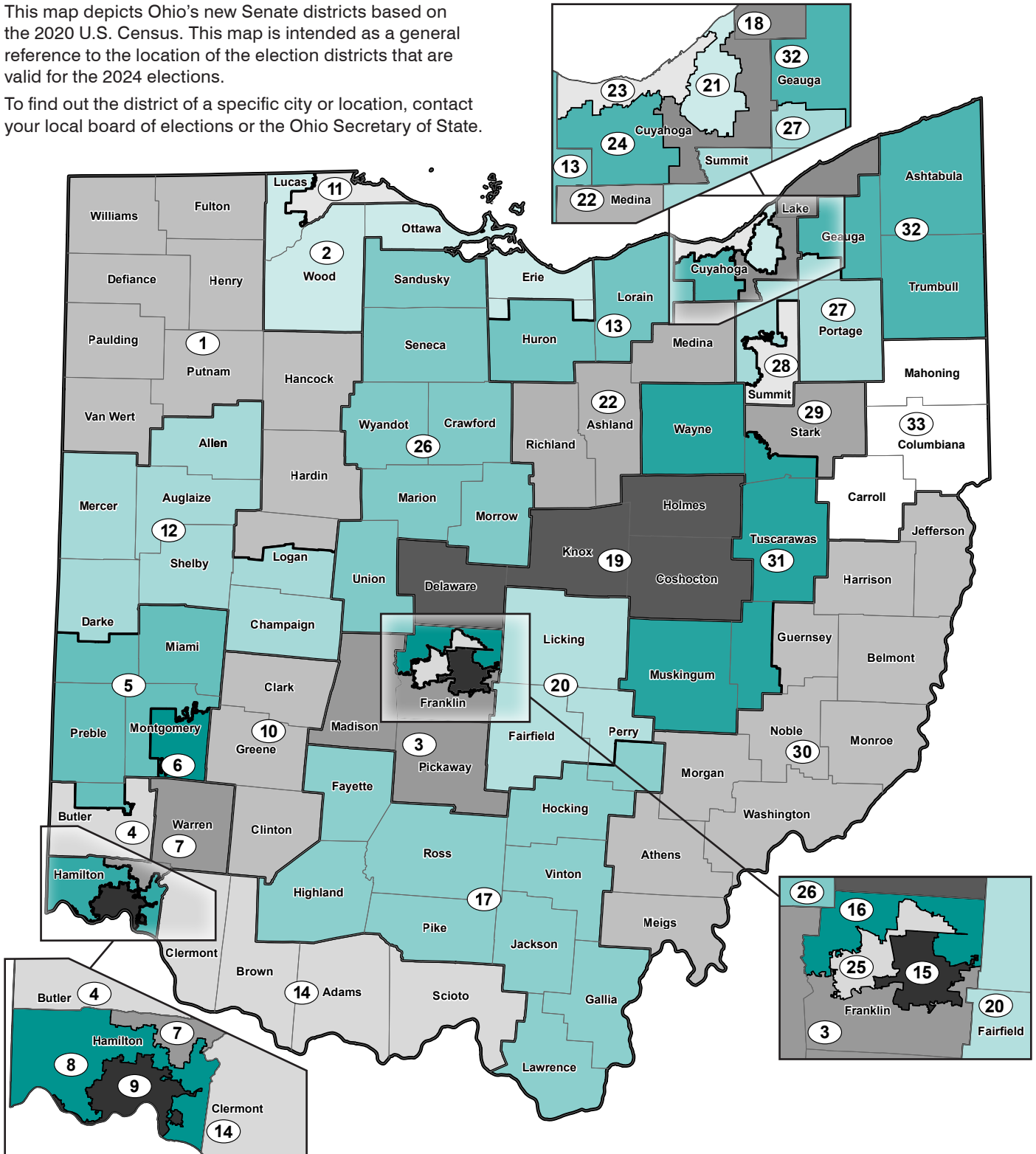
SENATE



This map depicts Ohio's new Senate districts based on the 2020 U.S. Census. This map is intended as a general reference to the location of the election districts that are valid for the 2024 elections.

To find out the district of a specific city or location, contact your local board of elections or the Ohio Secretary of State.

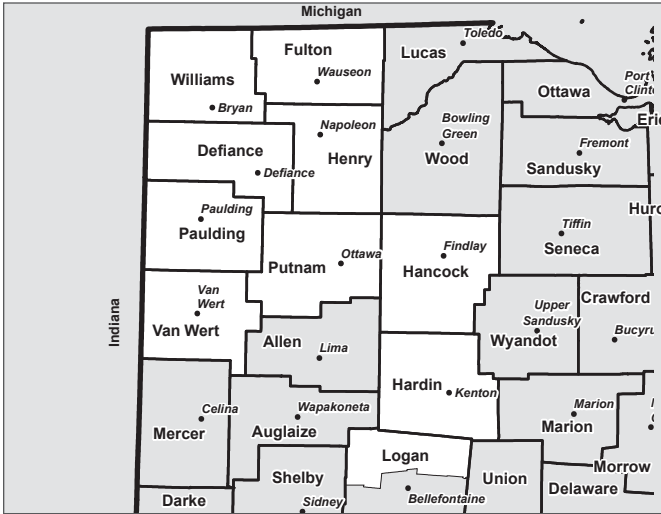
SENATE





District Map:

Senate District 1 encompasses House Districts 81, 82, and 83.



Candidates:

NO 2024 CONTEST. PRESENT INCUMBENT AND DISTRICT DATA ARE DISPLAYED FOR INFORMATIONAL PURPOSES.

ROBERT MCCOLLEY (R-Napoleon) ★

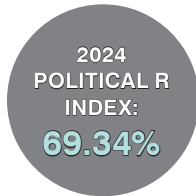
Political Landscape:

2022 Gubernatorial Results:

Mike DeWine (R) 80.79%
Nan Whaley (D) 19.21%

2020 Presidential Results:

Joe Biden (D) 40.90%
Donald Trump (R) 59.10%



SENATE

Economic Profile:

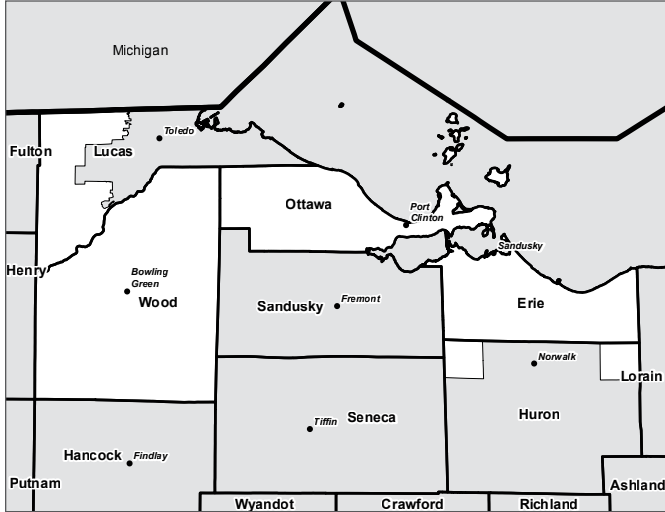
See pages 184 & 185 for comparative demographic data.

INDUSTRIES	Employment		Wages	
	# of Jobs	%	\$	%
Natural Resources & Mining	2,069	1.5%	\$7,092,263	0.1%
Construction	5,409	3.9%	\$358,191,991	5.0%
Manufacturing	41,265	29.4%	\$2,578,426,377	36.3%
Trade, Transportation, & Utilities	27,366	19.5%	\$1,367,445,393	19.3%
Information	965	0.7%	\$43,331,730	0.6%
Financial Activities	4,050	2.9%	\$267,077,279	3.8%
Professional & Business Services	10,229	7.3%	\$779,135,786	11.0%
Education & Health Services	30,412	21.7%	\$1,165,656,484	16.4%
Leisure & Hospitality	10,816	7.7%	\$211,849,902	3.0%
Other Services (except Public Administration)	3,940	2.8%	\$117,338,280	1.7%
Public Administration	3,739	2.7%	\$204,624,996	2.9%
TOTAL	140,260		\$7,100,170,481	



District Map:

Senate District 2 encompasses House Districts 44, 75, and 89.



Political Landscape:

2022 Gubernatorial Results:

Mike DeWine (R)	66.01%
Nan Whaley (D)	33.99%

2020 Presidential Results:

Joe Biden (D)	41.23%
Donald Trump (R)	58.77%



Candidates:

Theresa Gavarone (R-Bowling Green) ★

- **Social Media:** @theresagavarone
- **Occupation:** State Senator
- **Experience:** Attorney, Ruck & Wright Law; Business Owner; Bowling Green City Council
- **Education:** B.A. Business Administration, Bowling Green State University; J.D. University of Toledo College of Law
- **Memberships:** St. Aloysius Catholic Church
- **Campaign Committee:** Citizens For Gavarone, 1537 Cedar Ln., Bowling Green, OH 43402
- **Website:** theresagavarone.com

Paloma De La Fuente (D-WI-Perrysburg)

- **Social Media:** @palomaforohio
- **Occupation:** Student; Activist
- **Experience:** Yoga Instructor
- **Education:** University of Toledo
- **Campaign Committee:** Paloma De La Fuente For Progress, 28082 White Rd., Perrysburg, OH 43551
- **Website:** palomaforohio.com

DEMOCRATS SAY: Paloma is an 18 year old student at the University of Toledo and community activist. She picked up an appreciation for politics in eighth grade and is especially active on gun policy and women's rights. In addition to running for office, she stays active by practicing and teaching yoga.

REPUBLICANS SAY: Through her experience as a legislator, small-business owner and attorney, Theresa Gavarone has rightly earned the trust of her hardworking constituents in Northwest Ohio. She coasts to re-election against an unknown write-in opponent whose first foray into politics featured erring on her petitions.

Economic Profile:

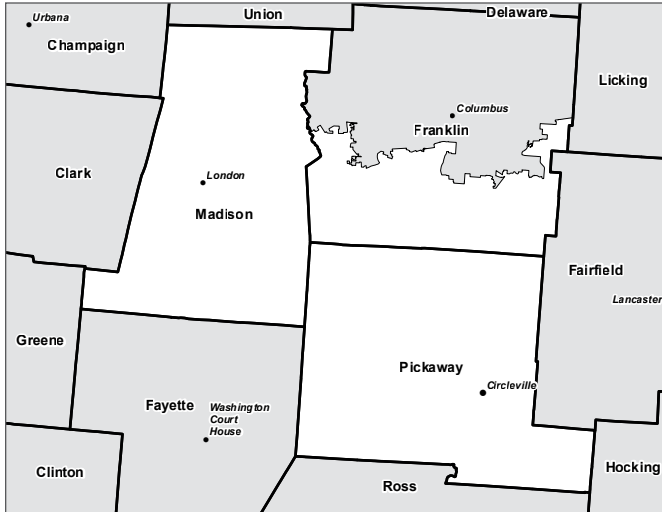
INDUSTRIES	Employment		Wages	
	# of Jobs	%	\$	%
Natural Resources & Mining	1,385	0.9%	\$43,917,621	0.5%
Construction	7,983	5.2%	\$683,087,929	8.3%
Manufacturing	26,545	17.4%	\$1,825,172,766	22.1%
Trade, Transportation, & Utilities	31,199	20.4%	\$1,454,193,056	17.6%
Information	1,826	1.2%	\$119,141,593	1.4%
Financial Activities	4,365	2.9%	\$334,823,196	4.0%
Professional & Business Services	15,400	10.1%	\$900,339,667	10.9%
Education & Health Services	35,957	23.5%	\$1,853,937,350	22.4%
Leisure & Hospitality	19,097	12.5%	\$567,754,694	6.9%
Other Services (except Public Administration)	4,686	3.1%	\$197,329,629	2.4%
Public Administration	4,423	2.9%	\$296,959,888	3.6%
TOTAL	152,866		\$8,276,657,389	

See pages 184 & 185 for comparative demographic data.



District Map:

Senate District 3 encompasses House Districts 5, 10, and 12.



Candidates:

NO 2024 CONTEST. PRESENT INCUMBENT AND DISTRICT DATA ARE DISPLAYED FOR INFORMATIONAL PURPOSES.

MICHELE REYNOLDS (R-Columbus) ★

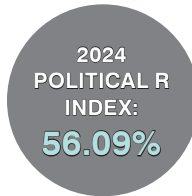
Political Landscape:

2022 Gubernatorial Results:

Mike DeWine (R)	61.63%
Nan Whaley (D)	38.37%

2020 Presidential Results:

Joe Biden (D)	39.61%
Donald Trump (R)	60.39%



Economic Profile:

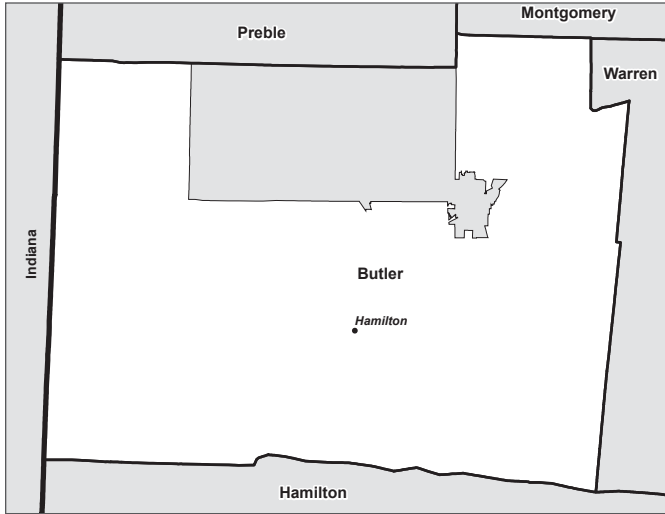
See pages 184 & 185 for comparative demographic data.

INDUSTRIES	Employment		Wages	
	# of Jobs	%	\$	%
Natural Resources & Mining	744	0.5%	\$41,993,791	0.5%
Construction	5,937	4.3%	\$470,472,992	5.6%
Manufacturing	13,429	9.7%	\$930,955,986	11.1%
Trade, Transportation, & Utilities	52,131	37.8%	\$3,154,492,362	37.5%
Information	1,068	0.8%	\$83,277,251	1.0%
Financial Activities	3,840	2.8%	\$284,307,162	3.4%
Professional & Business Services	16,465	11.9%	\$1,097,317,268	13.0%
Education & Health Services	21,455	15.5%	\$1,110,972,685	13.2%
Leisure & Hospitality	12,343	8.9%	\$371,411,742	4.4%
Other Services (except Public Administration)	3,962	2.9%	\$218,719,910	2.6%
Public Administration	6,674	4.8%	\$653,257,419	7.8%
TOTAL	138,048		\$8,417,178,568	



District Map:

Senate District 4 encompasses House Districts 45, 46, and 47.



Political Landscape:

2022 Gubernatorial Results:

Mike DeWine (R)	69.53%
Nan Whaley (D)	30.47%

2020 Presidential Results:

Joe Biden (D)	41.02%
Donald Trump (R)	58.98%



Candidates:

GEORGE LANG (R-West Chester) ★

- **Social Media:** @LangforOhio
- **Occupation:** State Senator
- **Experience:** Small Business Owner
- **Education:** B.S., Southeast Missouri State University
- **Campaign Committee:** Friends of George Lang, 7727 Foxboro Dr., West Chester, OH 45069
- **Website:** electgeorgelang.com

THOMAS COOKE (D-Oxford)

- **Social Media:** @TomCookeforOhio
- **Occupation:** Retired, Army Lt. Col.
- **Experience:** U.S. Army, Federal Staff Officer; Virginia Defense Force, U.S. Army
- **Education:** Master's Strategic Intelligence, National Intelligence University
- **Memberships:** Kiwanis Club; American Legion
- **Campaign Committee:** Friends of Tom Cooke, 5815 Brown Rd., Oxford, OH 45056
- **Website:** tomcookeforohio.com/

DEMOCRATS SAY: Tom Cooke moved to Oxford, OH in 2021. He grew up in Long Island, and served in the army before attending St. John's, and then served as a Second Lieutenant in the Army's Military Intelligence branch until 2000. He then worked in Springfield, VA, as a senior staff officer at the National Geospatial-Intelligence Agency. His main goal as State Senator is expanding public school funding.

REPUBLICANS SAY: Voters in the 4th District know that George Lang has their back when it comes to strengthening Ohio's economy and small-business climate. They send him back to the Senate this November.

Economic Profile:

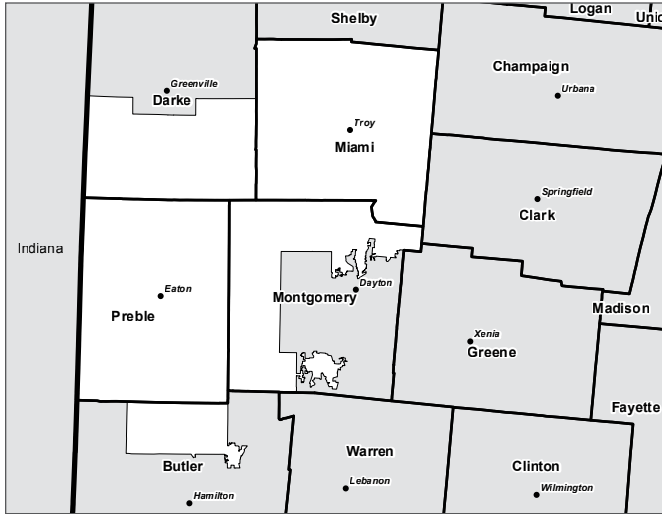
See pages 184 & 185 for comparative demographic data.

INDUSTRIES	Employment		Wages	
	# of Jobs	%	\$	%
Natural Resources & Mining	361	0.2%	\$0	0.0%
Construction	8,679	5.8%	\$579,459,983	6.5%
Manufacturing	22,732	15.2%	\$1,837,299,645	20.6%
Trade, Transportation, & Utilities	38,534	25.7%	\$2,118,430,166	23.7%
Information	886	0.6%	\$75,212,658	0.8%
Financial Activities	8,074	5.4%	\$762,229,349	8.5%
Professional & Business Services	16,477	11.0%	\$996,890,312	11.2%
Education & Health Services	31,006	20.7%	\$1,790,323,126	20.0%
Leisure & Hospitality	16,007	10.7%	\$372,145,574	4.2%
Other Services (except Public Administration)	4,159	2.8%	\$183,534,796	2.1%
Public Administration	2,861	1.9%	\$213,812,422	2.4%
TOTAL	149,776		\$8,929,338,031	



District Map:

Senate District 5 encompasses House Districts 39, 40, and 80.



Candidates:

NO 2024 CONTEST. PRESENT INCUMBENT AND DISTRICT DATA ARE DISPLAYED FOR INFORMATIONAL PURPOSES.

STEPHEN HUFFMAN (R-Tipp City) ★

Political Landscape:

2022 Gubernatorial Results:

Mike DeWine (R) 75.48%
 Nan Whaley (D) 24.52%

2020 Presidential Results:

Joe Biden (D) 41.71%
 Donald Trump (R) 58.29%



Economic Profile:

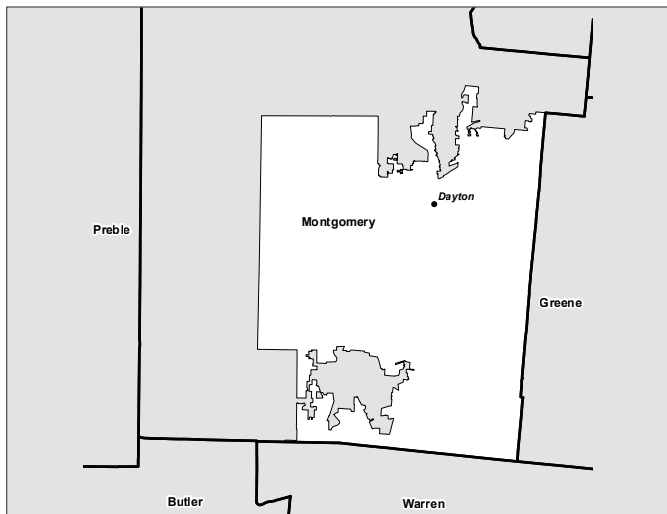
See pages 184 & 185 for comparative demographic data.

INDUSTRIES	Employment		Wages	
	# of Jobs	%	\$	%
Natural Resources & Mining	516	0.4%	\$20,714,571	0.3%
Construction	6,756	5.5%	\$443,988,729	6.8%
Manufacturing	25,052	20.2%	\$1,681,353,502	25.9%
Trade, Transportation, & Utilities	31,817	25.7%	\$1,483,424,107	22.8%
Information	795	0.6%	\$40,558,872	0.6%
Financial Activities	3,047	2.5%	\$209,406,263	3.2%
Professional & Business Services	13,615	11.0%	\$738,084,735	11.4%
Education & Health Services	23,327	18.8%	\$1,277,622,088	19.7%
Leisure & Hospitality	12,432	10.0%	\$296,575,265	4.6%
Other Services (except Public Administration)	3,695	3.0%	\$136,080,157	2.1%
Public Administration	2,721	2.2%	\$168,086,355	2.6%
TOTAL	123,773		\$6,495,894,644	



District Map:

Senate District 6 encompasses House Districts 36, 37, and 38.



SENATE

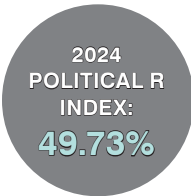
Political Landscape:

2022 Gubernatorial Results:

Mike DeWine (R)	54.65%
Nan Whaley (D)	45.35%

2020 Presidential Results:

Joe Biden (D)	41.37%
Donald Trump (R)	58.63%



Candidates:

WILLIS BLACKSHEAR JR. (D-Dayton)

- **Social Media:** @willisb_jr
- **Occupation:** Legislator
- **Experience:** Montgomery County Auditor's office
- **Education:** B.A. Political Science, Wright State University
- **Campaign Committee:** Citizens to Elect Blackshear, Jr., 545 E. Town St., Columbus, OH 43215
- **Website:** blackshearforohio.com

CHARLOTTE MCGUIRE (R-Centerville)

- **Occupation:** President, Ohio State Board of Education
- **Education:** B.S. Business Administration, Central State University
- **Campaign Committee:** Citizens for Charlotte McGuire, 2451 Quorn Ct., Centerville, OH 45458
- **Website:** mcguireforohio.com

DEMOCRATS SAY: Willis Blackshear Jr. grew up in the Dayton area, earned a BA from Wright State, and is getting his MBA from the Ohio State University. He has served by representing House District 38 in Dayton, OH. In the State House, his sponsored legislation includes House Bill 38, allotting students 3 mental health days from school, and House Bill 433, preventing the carrying of mass casualty weapons, both of which are currently in committee. He is active in his community and the only Democrat representing Montgomery County in the State Legislature.

REPUBLICANS SAY: At just 17 years old, Charlotte McGuire marched with Martin Luther King, Jr. in the fight to secure equality for all. After 40 years of serving her state and community, including on the State Board of Education, she now looks to bring her optimistic message of "enterprise over entitlement" to the Statehouse. Democrats have a challenging road ahead in this race.

Economic Profile:

See pages 184 & 185 for comparative demographic data.

INDUSTRIES	Employment		Wages	
	# of Jobs	%	\$	%
Natural Resources & Mining	31	0.0%	\$1,851,078	0.0%
Construction	5,980	3.3%	\$423,521,197	4.1%
Manufacturing	16,636	9.3%	\$1,100,256,761	10.7%
Trade, Transportation, & Utilities	25,265	14.1%	\$1,277,232,453	12.4%
Information	6,682	3.7%	\$398,053,324	3.9%
Financial Activities	11,114	6.2%	\$854,647,936	8.3%
Professional & Business Services	24,685	13.8%	\$1,495,692,834	14.5%
Education & Health Services	62,142	34.7%	\$3,727,767,093	36.1%
Leisure & Hospitality	15,187	8.5%	\$381,139,859	3.7%
Other Services (except Public Administration)	4,762	2.7%	\$191,561,381	1.9%
Public Administration	6,363	3.6%	\$477,929,840	4.6%
TOTAL	178,847		\$10,329,653,756	



SEVENTH

7

SENATE DISTRICT

District Map:

Senate District 7 encompasses House Districts 28, 55, and 56.



Candidates:

NO 2024 CONTEST. PRESENT INCUMBENT AND DISTRICT DATA ARE DISPLAYED FOR INFORMATIONAL PURPOSES.

STEVE WILSON (R-Maineville) ★

Political Landscape:

2022 Gubernatorial Results:

Mike DeWine (R) 66.72%
Nan Whaley (D) 33.28%

2020 Presidential Results:

Joe Biden (D) 42.66%
Donald Trump (R) 57.34%

2024
POLITICAL R
INDEX:
60.36%

Economic Profile:

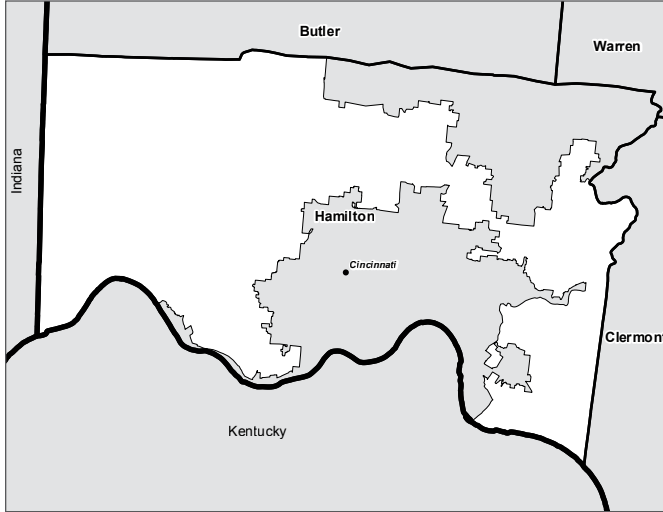
See pages 184 & 185 for comparative demographic data.

INDUSTRIES	Employment		Wages	
	# of Jobs	%	\$	%
Natural Resources & Mining	303	0.1%	\$15,133,274	0.1%
Construction	10,884	4.4%	\$789,091,542	4.7%
Manufacturing	31,322	12.7%	\$2,755,044,263	16.3%
Trade, Transportation, & Utilities	52,273	21.2%	\$2,669,259,660	15.8%
Information	3,715	1.5%	\$332,118,644	2.0%
Financial Activities	19,385	7.9%	\$1,701,486,349	10.1%
Professional & Business Services	53,045	21.5%	\$4,797,969,862	28.4%
Education & Health Services	43,655	17.7%	\$2,609,470,251	15.4%
Leisure & Hospitality	21,277	8.6%	\$621,224,263	3.7%
Other Services (except Public Administration)	6,833	2.8%	\$324,921,054	1.9%
Public Administration	3,834	1.6%	\$296,421,542	1.8%
TOTAL	246,526		\$16,912,140,704	



District Map:

Senate District 8 encompasses House Districts 27, 29, and 30.



SENATE

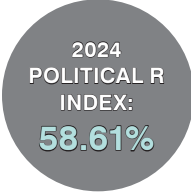
Political Landscape:

2022 Gubernatorial Results:

Mike DeWine (R)	64.00%
Nan Whaley (D)	36.00%

2020 Presidential Results:

Joe Biden (D)	42.09%
Donald Trump (R)	57.91%



Candidates:

LOUIS BLESSING III (R-Cincinnati) ★

- **Social Media:** @lwblessing3
- **Occupation:** State Senator
- **Experience:** Electrical Engineer
- **Education:** B.A. and B.S., University of Cincinnati
- **Memberships:** Colerain Republican Club; Mensa; NSPE/OSPE; Our Lady of Grace School; St. Ann's Church; Toastmasters; YMCA
- **Campaign Committee:** Citizens for Blessing, 3378 Dolomar Dr., Cincinnati, OH 45239
- **Website:** citizensforblessing.com

TY HOGAN (D-Cincinnati)

- **Social Media:** @VoteHogan
- **Occupation:** Small Business Owner; Economics Professor
- **Experience:** CEO, Pendleton Properties; U.S. Marine Corps
- **Education:** M.A. Economics, Fordham University
- **Memberships:** Board, Honor Flight Tri-State; Magnified Giving; American Endowment Foundation
- **Campaign Committee:** Ty Hogan for Ohio Senate, 2405 Grandview Ave. Apt #3, Cincinnati, OH 45206
- **Website:** tyhogan.com

DEMOCRATS SAY: Timothy "Ty" Hogan is a small business owner in Southwestern Ohio. He has also served as a captain in the Marines in Okinawa. He has since come back to Cincinnati, and attended the Harvard Kennedy School, graduating in 2023. He positions himself as value-oriented and dedicated to public service, focusing on ways to best serve other small business owners in Ohio.

REPUBLICANS SAY: The Blessing name is long-trusted and respected in southwest Ohio and for good reason. The bowtie-wearing statesman wins re-election because his constituents know he's willing to tackle difficult issues that most impact their lives, such as housing affordability, workforce development and protecting children.

Economic Profile:

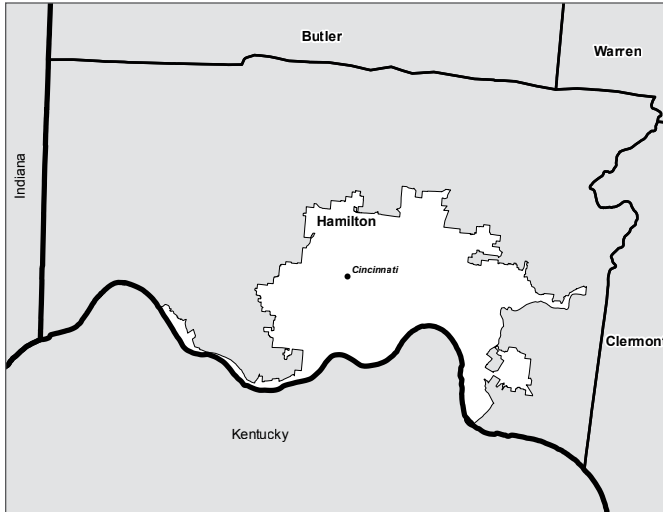
See pages 184 & 185 for comparative demographic data.

INDUSTRIES	Employment		Wages	
	# of Jobs	%	\$	%
Natural Resources & Mining	344	0.3%	\$19,745,594	0.3%
Construction	7,868	8.0%	\$576,977,604	9.0%
Manufacturing	9,782	9.9%	\$965,450,431	15.0%
Trade, Transportation, & Utilities	20,460	20.7%	\$1,094,809,417	17.0%
Information	545	0.6%	\$40,468,097	0.6%
Financial Activities	3,480	3.5%	\$315,779,673	4.9%
Professional & Business Services	9,778	9.9%	\$892,462,044	13.9%
Education & Health Services	25,671	25.9%	\$1,593,045,344	24.7%
Leisure & Hospitality	15,213	15.4%	\$589,777,308	9.2%
Other Services (except Public Administration)	3,860	3.9%	\$181,170,914	2.8%
Public Administration	1,948	2.0%	\$172,601,405	2.7%
TOTAL	98,949		\$6,442,287,831	



District Map:

Senate District 9 encompasses House Districts 24, 25, and 26.



Candidates:

NO 2024 CONTEST. PRESENT INCUMBENT AND DISTRICT DATA ARE DISPLAYED FOR INFORMATIONAL PURPOSES.

CATHERINE INGRAM (D-Cincinnati) ★

Political Landscape:

2022 Gubernatorial Results:

Mike DeWine (R)	31.92%
Nan Whaley (D)	68.08%

2020 Presidential Results:

Joe Biden (D)	40.12%
Donald Trump (R)	59.88%



Economic Profile:

See pages 184 & 185 for comparative demographic data.

INDUSTRIES	Employment		Wages	
	# of Jobs	%	\$	%
Natural Resources & Mining	102	0.0%	\$5,443,178	0.0%
Construction	9,457	3.7%	\$693,502,440	3.6%
Manufacturing	18,456	7.3%	\$1,821,544,996	9.4%
Trade, Transportation, & Utilities	26,947	10.7%	\$1,692,270,444	8.7%
Information	6,121	2.4%	\$454,504,994	2.3%
Financial Activities	23,193	9.2%	\$2,206,643,582	11.4%
Professional & Business Services	53,500	21.2%	\$5,566,200,842	28.7%
Education & Health Services	78,832	31.2%	\$4,995,865,993	25.8%
Leisure & Hospitality	21,517	8.5%	\$880,635,771	4.5%
Other Services (except Public Administration)	5,836	2.3%	\$273,915,403	1.4%
Public Administration	8,742	3.5%	\$774,579,815	4.0%
TOTAL	252,703		\$19,365,107,458	



District Map:

Senate District 10 encompasses House Districts 70, 71, and 74.



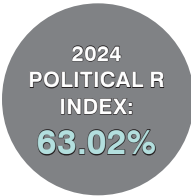
Political Landscape:

2022 Gubernatorial Results:

Mike DeWine (R)	71.28%
Nan Whaley (D)	28.72%

2020 Presidential Results:

Joe Biden (D)	41.89%
Donald Trump (R)	58.11%



Candidates:

DANIEL MCGREGOR (D-Beavercreek)

- **Social Media:** [Facebook icon]
- **Occupation:** Substitute Teacher; Retired Defense Contractor
- **Experience:** Scientist; Residential Mortgage Broker, Commercial Loan Broker
- **Education:** Bachelor's, Purdue University; Graduate Degree, University of Minnesota
- **Campaign Committee:** Ohioans for McGregor, 3548 Onyx Cir., Beavercreek, OH 45431
- **Website:** ohioformcgregor.com

KYLE KOEHLER (R-Springfield)

- **Social Media:** [Facebook icon] [Twitter icon] [Instagram icon] [LinkedIn icon] @repkoehler
- **Occupation:** VP, Design and Development, K.K. Tool Company
- **Experience:** Software Engineer; Contractor, Air Force and Navy
- **Education:** B.S. Computer Science, Wright State University
- **Memberships:** Heritage Fellowship Church; Young Life
- **Campaign Committee:** Citizens to Elect Kyle Koehler, 4674 Hominy Ridge Rd., Springfield, OH 45502
- **Website:** votekoehler.com

DEMOCRATS SAY: With a background in technology and research, McGregor worked at Edwards Air Force Base in Kern County, California, and at Wright Patterson Air Force Base. As of spring 2024, he teaches physics at Beavercreek High School. He is active with Greene County Democrats, and wants to expand healthcare access and public school funding.

REPUBLICANS SAY: As a state representative, Kyle Koehler led the way on reforming payday lending industry and was among the leaders who brought down corrupt former Speaker Larry Householder. In November, voters again choose to send him to Columbus, this time in the State Senate.

Economic Profile:

INDUSTRIES	Employment		Wages	
	# of Jobs	%	\$	%
Natural Resources & Mining	923	0.7%	\$24,904,574	0.3%
Construction	3,508	2.8%	\$207,681,284	2.6%
Manufacturing	12,726	10.1%	\$806,849,468	9.9%
Trade, Transportation, & Utilities	28,466	22.7%	\$1,201,848,414	14.8%
Information	1,646	1.3%	\$97,128,972	1.2%
Financial Activities	4,563	3.6%	\$279,144,744	3.4%
Professional & Business Services	21,456	17.1%	\$1,708,226,722	21.0%
Education & Health Services	31,763	25.3%	\$1,579,717,806	19.4%
Leisure & Hospitality	13,223	10.5%	\$321,925,262	4.0%
Other Services (except Public Administration)	3,322	2.6%	\$127,971,859	1.6%
Public Administration	3,876	3.1%	\$1,782,117,689	21.9%
TOTAL	125,472		\$8,137,516,794	

See pages 184 & 185 for comparative demographic data.

“Calfee’s Government Relations and Legislation Team is amazing and includes high-powered lobbyists as well as extremely detailed attorneys who analyze legislation; the group is multitalented and will use all those resources to help their clients.”

– Client quote provided to *Chambers USA* researchers (2023)



Leah Pappas Porner
Partner-in-Charge
Columbus & D.C.;
Practice Co-Chair



Josh Sanders
Partner &
Practice Co-Chair



Blake Beachler
Partner



Mike Bowen
Partner



Nick Bush
Principal*



Maryellen Corbett
Senior Counsel



Steve Day
Partner



Chris Jones
Senior Counsel



Jim Lang
Partner



Dan Reinhard
Senior Counsel



Ray Tarasuck
Senior Counsel



Mike VanBuren
Partner



Contact us to discuss your government relations
and legal opportunities and challenges.
CALFEE.COM | INFO@CALFEE.COM | 614.621.1500

Columbus | Cincinnati | Cleveland | Indianapolis | New York | Washington, D.C.

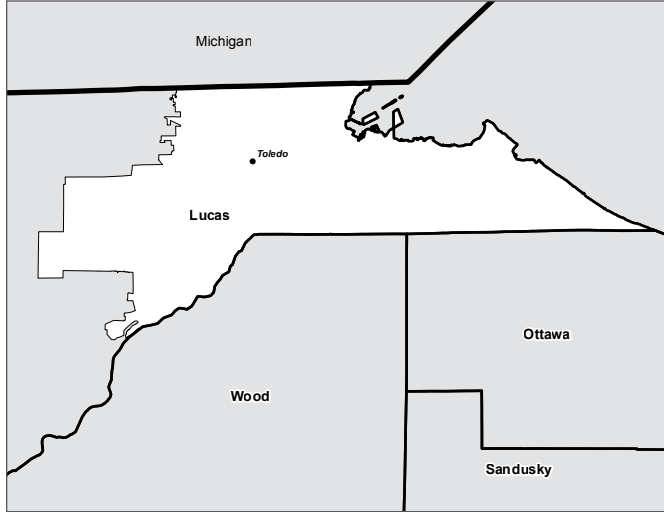
©2024 Calfee, Halter & Griswold LLP. All Rights Reserved. 1200 Huntington Ctr., 41 S. High St., Columbus, OH 43215.
Chambers USA has recognized Calfee as a Leading Law Firm in Government Relations: State & Local in Band 1, USA-Nationwide (2023).

*Non-legal business services are provided by Calfee Strategic Solutions LLC, a wholly owned subsidiary of Calfee, Halter & Griswold.
CSS is not a law firm and does not provide legal services.



District Map:

Senate District 11 encompasses House Districts 41, 42, and 43.



Candidates:

NO 2024 CONTEST. PRESENT INCUMBENT AND DISTRICT DATA ARE DISPLAYED FOR INFORMATIONAL PURPOSES.

PAULA HICKS-HUDSON (D-Toledo) ★

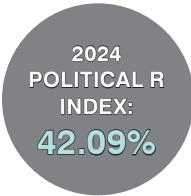
Political Landscape:

2022 Gubernatorial Results:

Mike DeWine (R)	49.73%
Nan Whaley (D)	50.27%

2020 Presidential Results:

Joe Biden (D)	37.93%
Donald Trump (R)	62.07%



Economic Profile:

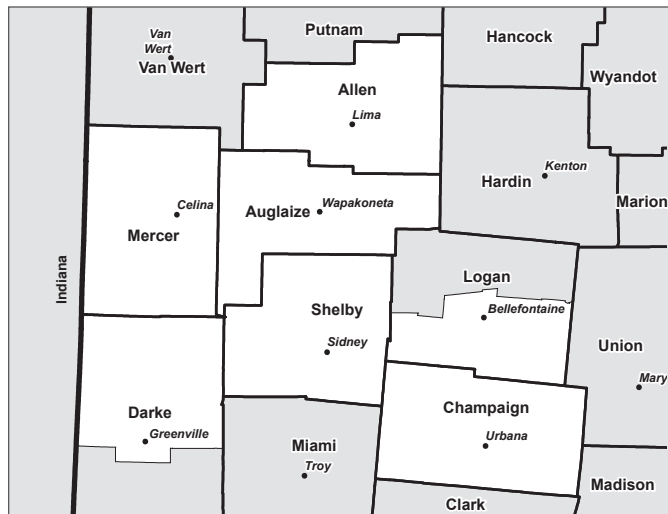
See pages 184 & 185 for comparative demographic data.

INDUSTRIES	Employment		Wages	
	# of Jobs	%	\$	%
Natural Resources & Mining	238	0.2%	\$15,019,772	0.2%
Construction	6,118	3.9%	\$470,457,666	5.1%
Manufacturing	20,398	13.1%	\$1,779,020,378	19.5%
Trade, Transportation, & Utilities	28,542	18.3%	\$1,470,739,068	16.1%
Information	2,036	1.3%	\$102,983,313	1.1%
Financial Activities	5,354	3.4%	\$423,976,905	4.6%
Professional & Business Services	19,702	12.6%	\$1,127,388,063	12.3%
Education & Health Services	47,413	30.4%	\$2,738,587,870	30.0%
Leisure & Hospitality	16,187	10.4%	\$419,781,448	4.6%
Other Services (except Public Administration)	4,302	2.8%	\$172,742,749	1.9%
Public Administration	5,689	3.6%	\$418,167,507	4.6%
TOTAL	155,979		\$9,138,864,739	



District Map:

Senate District 12 encompasses House Districts 78, 84, and 85.



Candidates:

SUSAN MANCHESTER (R-Lakeview)

- **Social Media:** Facebook, Instagram, LinkedIn, YouTube, X @SusanManchester
- **Occupation:** Legislator
- **Experience:** Community Outreach Director, Big Brothers Big Sisters of West Central Ohio; Field Organizer, Ohio Republican Party; Senior Legislative Assistant, U.S. Rep. Raul Labrador; Legislative Assistant, U.S. Rep. Jim Jordan
- **Education:** B.A. Political Science, Psychology, Ohio State University; Master's, Political Management, George Washington University
- **Campaign Committee:** Friends of Susan Manchester, 2168 Sutter Pkwy., Dublin, OH 43016
- **Website:** manchesterforyou.com/

UNOPOSED

DEMOCRATS SAY: No comment provided.

REPUBLICANS SAY: We like Susan Manchester's chances in this one. Welcome to the Ohio Senate!

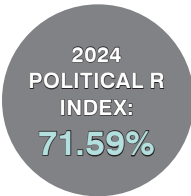
Political Landscape:

2022 Gubernatorial Results:

Mike DeWine (R)	83.62%
Nan Whaley (D)	16.38%

2020 Presidential Results:

Joe Biden (D)	41.63%
Donald Trump (R)	58.37%



See pages 184 & 185 for comparative demographic data.

Economic Profile:

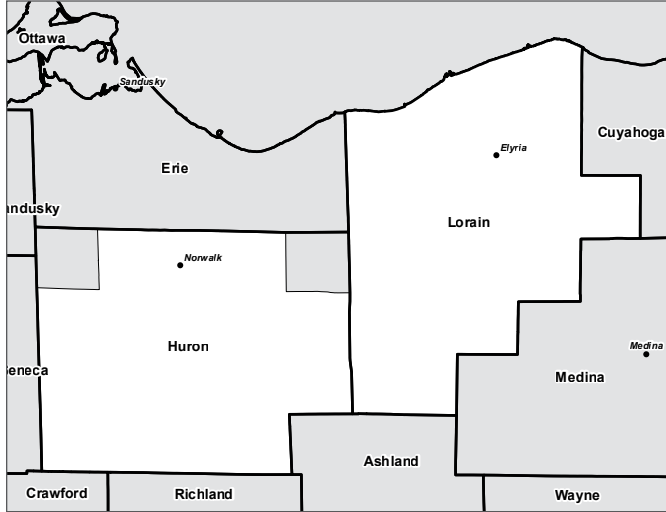
INDUSTRIES	Employment		Wages	
	# of Jobs	%	\$	%
Natural Resources & Mining	1,925	1.2%	\$7,526,272	0.1%
Construction	7,017	4.6%	\$431,201,481	5.6%
Manufacturing	46,209	30.0%	\$3,167,674,321	40.8%
Trade, Transportation, & Utilities	28,447	18.5%	\$1,218,683,385	15.7%
Information	1,208	0.8%	\$59,518,411	0.8%
Financial Activities	4,009	2.6%	\$236,599,481	3.0%
Professional & Business Services	12,493	8.1%	\$550,857,330	7.1%
Education & Health Services	32,215	20.9%	\$1,433,792,861	18.5%
Leisure & Hospitality	11,884	7.7%	\$234,270,100	3.0%
Other Services (except Public Administration)	4,496	2.9%	\$147,435,677	1.9%
Public Administration	4,252	2.8%	\$278,758,145	3.6%
TOTAL	154,155		\$7,766,317,464	

SENATE



District Map:

Senate District 13 encompasses House Districts 52, 53, and 54.



Candidates:

NO 2024 CONTEST. PRESENT INCUMBENT AND DISTRICT DATA ARE DISPLAYED FOR INFORMATIONAL PURPOSES.

NATHAN MANNING (R-North Ridgeville) ★

SENATE

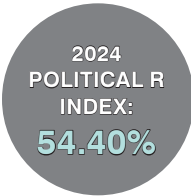
Political Landscape:

2022 Gubernatorial Results:

Mike DeWine (R)	62.00%
Nan Whaley (D)	38.00%

2020 Presidential Results:

Joe Biden (D)	40.47%
Donald Trump (R)	59.53%



Economic Profile:

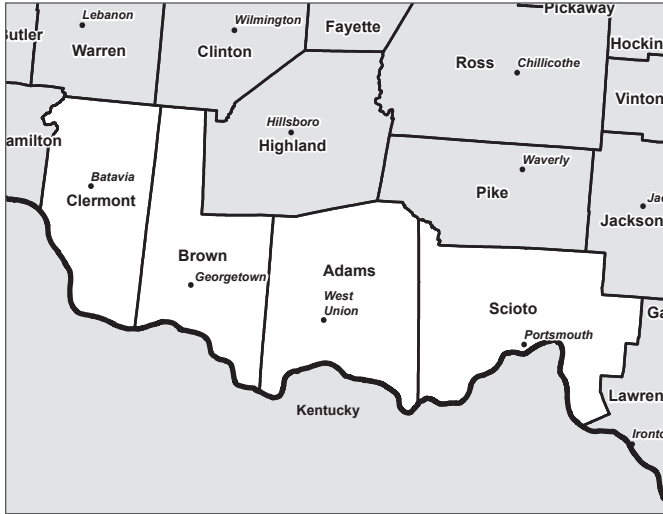
INDUSTRIES	Employment		Wages	
	# of Jobs	%	\$	%
Natural Resources & Mining	1,059	0.9%	\$12,015,199	0.2%
Construction	6,044	5.4%	\$411,546,391	7.1%
Manufacturing	21,053	18.8%	\$1,357,890,834	23.4%
Trade, Transportation, & Utilities	23,137	20.7%	\$1,185,204,071	20.4%
Information	1,022	0.9%	\$54,448,371	0.9%
Financial Activities	2,521	2.3%	\$173,774,882	3.0%
Professional & Business Services	9,608	8.6%	\$460,855,092	7.9%
Education & Health Services	28,780	25.7%	\$1,401,460,865	24.2%
Leisure & Hospitality	10,681	9.5%	\$235,789,730	4.1%
Other Services (except Public Administration)	3,342	3.0%	\$117,636,764	2.0%
Public Administration	4,756	4.2%	\$389,766,827	6.7%
TOTAL	112,003		\$5,800,389,026	

See pages 184 & 185 for comparative demographic data.



District Map:

Senate District 14 encompasses House Districts 62, 63, and 90.



Political Landscape:

2022 Gubernatorial Results:

Mike DeWine (R)	76.01%
Nan Whaley (D)	23.99%

2020 Presidential Results:

Joe Biden (D)	40.80%
Donald Trump (R)	59.20%



Candidates:

TERRY JOHNSON (R-McDermott) ★

- **Social Media:** @DrTerryAJohnson
- **Occupation:** Physician
- **Experience:** Director of Medically Assisted Treatment and Integrated Health Services, Valley View Health Centers; State Representative; Scioto County Coroner; Director, Family Practice Residency, Southern Ohio Medical Center; U.S. Army Medical Corps
- **Education:** B.A. History, Ohio University; D.O., Ohio University
- **Campaign Committee:** Dr. Terry Johnson for Ohio, 4679 Winterset Dr., Columbus, OH 43220
- **Website:** drterryjohnsonforohio.com

SHANE MARCUM (D-Portsmouth)

- **Social Media:** @marcum2024
- **Occupation:** Security, Shawnee State University
- **Experience:** Owner, Retro Chill Zone; U.S. Marine Corps
- **Education:** Criminal Justice, Scioto County Career Educational Center
- **Campaign Committee:** Shane Marcum for 14th District State Senate of Ohio, 12735 St. Rt. 104, Lucasville, OH 45648

DEMOCRATS SAY: A resident of Portsmouth, veteran, and small business owner, Shane Marcum is running to bring decency and common-sense back to the State House. He is looking to bring green energy investments to the Ohio River Valley region, as well as medical care access.

REPUBLICANS SAY: To military veteran Dr. Terry Johnson, public service is a way of life, and his constituents know that he will always have their backs and will always come through to improve communities in southern Ohio. He cruises to reelection this fall.

Economic Profile:

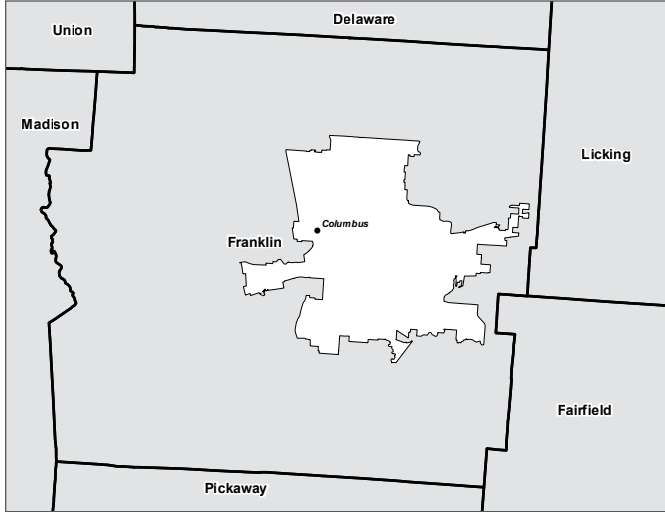
See pages 184 & 185 for comparative demographic data.

INDUSTRIES	Employment		Wages	
	# of Jobs	%	\$	%
Natural Resources & Mining	279	0.3%	\$0	0.0%
Construction	5,027	5.5%	\$303,343,920	6.0%
Manufacturing	8,894	9.7%	\$608,350,995	12.1%
Trade, Transportation, & Utilities	19,984	21.9%	\$1,075,005,612	21.4%
Information	1,666	1.8%	\$162,261,188	3.2%
Financial Activities	4,284	4.7%	\$308,649,016	6.1%
Professional & Business Services	8,043	8.8%	\$597,000,297	11.9%
Education & Health Services	25,675	28.1%	\$1,352,519,281	26.9%
Leisure & Hospitality	10,420	11.4%	\$246,684,775	4.9%
Other Services (except Public Administration)	2,864	3.1%	\$113,375,429	2.3%
Public Administration	4,247	4.6%	\$265,768,918	5.3%
TOTAL	91,383		\$5,032,959,431	



District Map:

Senate District 15 encompasses House Districts 1, 2, and 3.



Candidates:

NO 2024 CONTEST. PRESENT INCUMBENT AND DISTRICT DATA ARE DISPLAYED FOR INFORMATIONAL PURPOSES.

HEARCEL CRAIG (D-Columbus) ★

Political Landscape:

2022 Gubernatorial Results:

Mike DeWine (R)	26.31%
Nan Whaley (D)	73.69%

2020 Presidential Results:

Joe Biden (D)	38.00%
Donald Trump (R)	62.00%



Economic Profile:

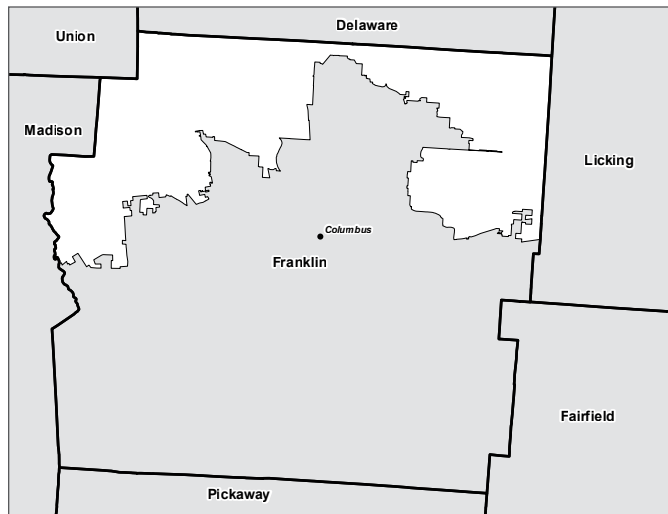
See pages 184 & 185 for comparative demographic data.

INDUSTRIES	Employment		Wages	
	# of Jobs	%	\$	%
Natural Resources & Mining	48	0.0%	\$3,210,782	0.0%
Construction	9,156	3.8%	\$779,828,933	4.6%
Manufacturing	12,023	5.0%	\$925,024,624	5.4%
Trade, Transportation, & Utilities	44,053	18.5%	\$2,615,627,300	15.4%
Information	3,465	1.5%	\$289,278,245	1.7%
Financial Activities	27,697	11.6%	\$2,326,063,072	13.7%
Professional & Business Services	33,047	13.9%	\$2,901,624,945	17.1%
Education & Health Services	63,201	26.5%	\$3,757,541,149	22.1%
Leisure & Hospitality	16,566	6.9%	\$567,285,072	3.3%
Other Services (except Public Administration)	6,184	2.6%	\$341,784,464	2.0%
Public Administration	23,067	9.7%	\$2,493,408,271	14.7%
TOTAL	238,507		\$17,000,676,857	



District Map:

Senate District 16 encompasses House Districts 4, 8 and 11.



Political Landscape:

2022 Gubernatorial Results:

Mike DeWine (R)	48.69%
Nan Whaley (D)	51.31%

2020 Presidential Results:

Joe Biden (D)	42.57%
Donald Trump (R)	57.43%

2024
POLITICAL R
INDEX:
46.47%

Candidates:

BETH LISTON (D-Dublin)

- **Social Media:** Facebook, Instagram, LinkedIn, YouTube, X @liston4ohio
- **Occupation:** State Representative
- **Experience:** Physician, Ohio State Wexner Medical Center and Nationwide Children's Hospital
- **Education:** B.S., University of Notre Dame; M.D., PhD, Ohio State University
- **Memberships:** Dublin Worthington Rotary; President Elect, Columbus Medical Association
- **Campaign Committee:** Friends of Beth Liston, 2193 Stratingham Dr., Dublin, OH 43016
- **Website:** bethliston.com

BESA SHARRAH (R-New Albany)

- **Social Media:** Facebook, X @besasharra
- **Occupation:** Deputy Finance Director, Ohio Supreme Court Justice Patrick Fisher
- **Experience:** Project Management
- **Education:** B.S. Mechanical Engineering, Wright State University; Master's, Geneva Graduate Institute
- **Memberships:** Zonta International; Westerville City Uptown Review Board
- **Campaign Committee:** Sharrah for Ohio, 6997 New Albany Links Dr., New Albany, OH 43054
- **Website:** besasharra.com

DEMOCRATS SAY: Dr. Liston attended Notre Dame University and Ohio State University for her Medical Degree and later her PhD. As House Representative for District 8, she has specialized in medical policy and health care.

REPUBLICANS SAY: A self-made, first-generation example of the American Dream, Sharrah wants to ensure Central Ohio families and business owners have the same opportunities to succeed and prosper. Senate Republicans have always outperformed the top of the ticket in Franklin County, and Sharrah will make this race one of the most competitive in the state.

Economic Profile:

See pages 184 & 185 for comparative demographic data.

INDUSTRIES	Employment		Wages	
	# of Jobs	%	\$	%
Natural Resources & Mining	118	0.1%	\$7,712,699	0.1%
Construction	7,386	3.8%	\$629,075,633	4.8%
Manufacturing	6,417	3.3%	\$493,710,639	3.8%
Trade, Transportation, & Utilities	32,181	16.7%	\$1,715,410,389	13.1%
Information	5,748	3.0%	\$479,876,293	3.7%
Financial Activities	19,345	10.0%	\$1,627,725,543	12.5%
Professional & Business Services	52,810	27.3%	\$4,291,797,614	32.9%
Education & Health Services	42,983	22.2%	\$2,617,712,409	20.1%
Leisure & Hospitality	17,742	9.2%	\$598,842,333	4.6%
Other Services (except Public Administration)	6,193	3.2%	\$342,281,887	2.6%
Public Administration	2,283	1.2%	\$246,778,995	1.9%
TOTAL	193,206		\$13,050,924,434	

17

SEVENTEENTH

SENATE DISTRICT



District Map:

Senate District 17 encompasses House Districts 91, 92, and 93.



Candidates:

NO 2024 CONTEST. PRESENT INCUMBENT AND DISTRICT DATA ARE DISPLAYED FOR INFORMATIONAL PURPOSES.

SHANE WILKIN (R-Hillsboro) ★

SENATE

Political Landscape:

2022 Gubernatorial Results:

Mike DeWine (R)	78.01%
Nan Whaley (D)	21.99%

2020 Presidential Results:

Joe Biden (D)	38.98%
Donald Trump (R)	61.02%



Economic Profile:

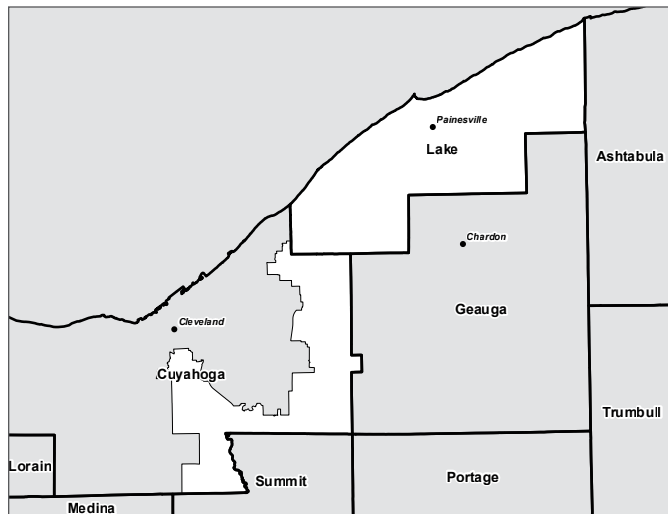
See pages 184 & 185 for comparative demographic data.

INDUSTRIES	Employment		Wages	
	# of Jobs	%	\$	%
Natural Resources & Mining	668	0.7%	\$19,413,655	0.4%
Construction	4,315	4.4%	\$292,566,679	6.3%
Manufacturing	14,271	14.6%	\$852,882,531	18.5%
Trade, Transportation, & Utilities	19,858	20.4%	\$902,663,031	19.6%
Information	736	0.8%	\$36,511,778	0.8%
Financial Activities	3,117	3.2%	\$157,523,322	3.4%
Professional & Business Services	8,593	8.8%	\$399,845,739	8.7%
Education & Health Services	28,983	29.7%	\$1,388,522,998	30.1%
Leisure & Hospitality	9,778	10.0%	\$198,902,583	4.3%
Other Services (except Public Administration)	2,356	2.4%	\$75,451,896	1.6%
Public Administration	4,864	5.0%	\$284,689,963	6.2%
TOTAL	97,539		\$4,608,974,175	



District Map:

Senate District 18 encompasses House Districts 19, 23, and 57.



Political Landscape:

2022 Gubernatorial Results:

Mike DeWine (R)	59.76%
Nan Whaley (D)	40.24%

2020 Presidential Results:

Joe Biden (D)	41.00%
Donald Trump (R)	59.00%

2024
POLITICAL R
INDEX:
53.56%

Candidates:

JERRY CIRINO (R-Kirtland) ★

- **Social Media:** @electcirino
- **Occupation:** State Senator
- **Experience:** Lake County Commissioner; Co-Founder, MyBoard Consulting; Chairman, CEO, Reichert Technologies; CEO, SourceOne Healthcare Technologies
- **Education:** B.S., M.B.A., Lake Erie College
- **Campaign Committee:** Friends of Jerry Cirino, 8075 North Orchard Rd., Concord, OH 44077
- **Website:** jerrycirino.com

KATIE O'NEILL (D-Chagrin Falls)

- **Social Media:** @katieoneill
- **Occupation:** Environmental Lawyer
- **Education:** Bachelor's, Ohio University; Master's Energy Regulation and Law, J.D., Vermont Law School
- **Campaign Committee:** Friends of Katie O'Neill, 260 Pheasant Run Dr., Chagrin Falls, OH 44022
- **Website:** katieoneill.us

DEMOCRATS SAY: Katie O'Neill is from Chagrin Falls, and is an environmental lawyer. She attended Ohio University for her undergraduate degree, and the University of Vermont Law School. She supports environmentally-conscious policy and increased school funding, so schools can perform like the highly-rated Chagrin Falls and Solon school districts. In her free time, Katie enjoys volunteering at her local farmer market.

REPUBLICANS SAY: Senator Cirino has the policy record and powerhouse fundraising needed to put this contest to bed early. After losing her race for state representative in southeast Ohio in 2020, and soon meeting the same fate in northeast Ohio in 2024, the only question is where will Katie O'Neill run next?

Economic Profile:

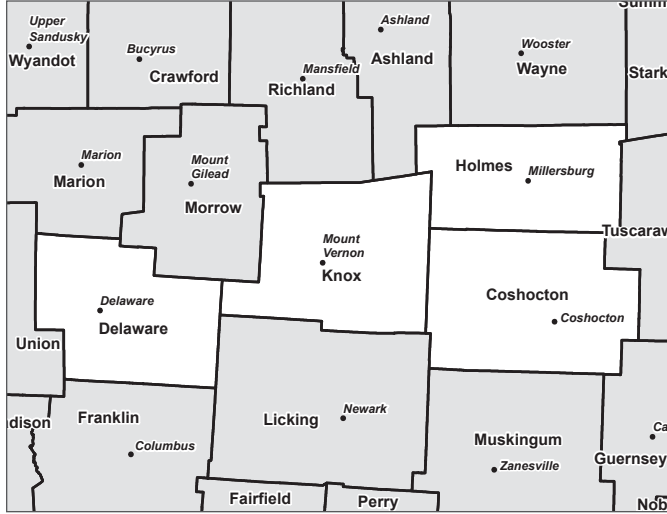
See pages 184 & 185 for comparative demographic data.

INDUSTRIES	Employment		Wages	
	# of Jobs	%	\$	%
Natural Resources & Mining	1,059	0.4%	\$55,583,597	0.4%
Construction	10,287	4.3%	\$763,292,605	5.0%
Manufacturing	40,140	16.9%	\$3,041,906,990	20.1%
Trade, Transportation, & Utilities	43,973	18.6%	\$2,619,349,803	17.3%
Information	3,108	1.3%	\$267,605,795	1.8%
Financial Activities	15,204	6.4%	\$1,631,345,342	10.8%
Professional & Business Services	54,730	23.1%	\$3,342,656,008	22.0%
Education & Health Services	38,150	16.1%	\$2,134,217,667	14.1%
Leisure & Hospitality	18,398	7.8%	\$575,214,494	3.8%
Other Services (except Public Administration)	6,264	2.6%	\$275,552,976	1.8%
Public Administration	5,617	2.4%	\$453,854,856	3.0%
TOTAL	236,930		\$15,160,580,133	



District Map:

Senate District 19 encompasses House Districts 60, 61, and 98.



Candidates:

NO 2024 CONTEST. PRESENT INCUMBENT AND DISTRICT DATA ARE DISPLAYED FOR INFORMATIONAL PURPOSES.

ANDREW BRENNER (R-Delaware) ★

SENATE

Political Landscape:

2022 Gubernatorial Results:

Mike DeWine (R) 68.16%
Nan Whaley (D) 31.84%

2020 Presidential Results:

Joe Biden (D) 42.82%
Donald Trump (R) 57.18%



Economic Profile:

See pages 184 & 185 for comparative demographic data.

INDUSTRIES	Employment		Wages	
	# of Jobs	%	\$	%
Natural Resources & Mining	903	0.6%	\$25,638,039	0.3%
Construction	7,302	5.2%	\$517,063,690	6.0%
Manufacturing	20,761	14.7%	\$1,427,989,219	16.6%
Trade, Transportation, & Utilities	27,004	19.1%	\$1,231,004,448	14.3%
Information	842	0.6%	\$86,355,696	1.0%
Financial Activities	9,178	6.5%	\$857,893,318	10.0%
Professional & Business Services	24,819	17.5%	\$2,170,106,739	25.2%
Education & Health Services	26,927	19.0%	\$1,476,853,051	17.1%
Leisure & Hospitality	17,030	12.0%	\$447,224,116	5.2%
Other Services (except Public Administration)	3,588	2.5%	\$166,374,282	1.9%
Public Administration	3,291	2.3%	\$210,790,887	2.4%
TOTAL	141,645		\$8,617,293,485	



District Map:

Senate District 20 encompasses House Districts 68, 69, and 73.



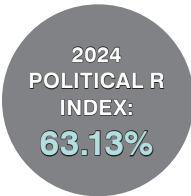
Political Landscape:

2022 Gubernatorial Results:

Mike DeWine (R)	70.96%
Nan Whaley (D)	29.04%

2020 Presidential Results:

Joe Biden (D)	41.30%
Donald Trump (R)	58.70%



Candidates:

TIM SCHAFFER (R-Lancaster) ★

- **Social Media:** @TimSchaffer
- **Occupation:** State Senator
- **Experience:** Executive Director, Ohio Society of Professional Engineers
- **Education:** B.A., Mount Union College
- **Memberships:** Fairfield County Board of Elections; National Rifle Association; Ohio Chamber of Commerce
- **Campaign Committee:** Tim Schaffer for Ohio Senate, 1173 Stone Run Ct., Lancaster, OH 43130
- **Website:** schafferforohio.com

NICK HUBBELL (D-Johnstown)

- **Social Media:** @NickHubbell65
- **Experience:** Legislative Intern, Ohio House; Intern, Franklin Co. Auditor Michael Stinziano
- **Education:** B.A. Political Science, Ohio State University
- **Memberships:** Assistant Scoutmaster, Boy Scouts of America
- **Campaign Committee:** Friends of Nick Hubbell, 98 Benedict Dr., Johnstown, OH 43031
- **Website:** hubbellforohio.com

DEMOCRATS SAY:

Nick Hubbell is a Johnstown native. He grew up on a farm in Licking County, and has about a decade of work experience already, also becoming an Eagle Scout at age 16. His campaign heavily emphasizes a community-driven approach to politics, and is centered on dinner-table policies, including ensuring positive growth from the Intel plant investment.

REPUBLICANS SAY: The Schaffer name has been golden in central and eastern Ohio for more than 20 years, putting more money in taxpayers' pockets, spurring business growth and standing up for conservative values. His mantle of election victories gets even more crowded this November.

Economic Profile:

See pages 184 & 185 for comparative demographic data.

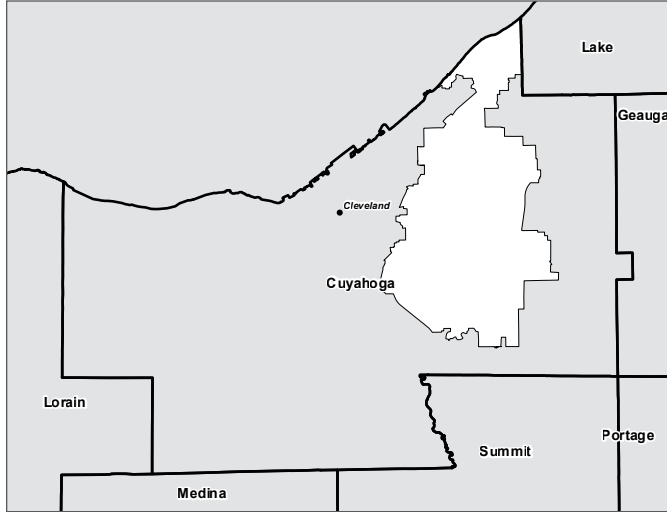
INDUSTRIES	Employment		Wages	
	# of Jobs	%	\$	%
Natural Resources & Mining	1,037	0.8%	\$51,509,400	0.9%
Construction	6,566	5.3%	\$459,897,629	7.8%
Manufacturing	12,476	10.1%	\$775,518,525	13.1%
Trade, Transportation, & Utilities	42,577	34.3%	\$1,436,276,374	24.3%
Information	616	0.5%	\$48,033,659	0.8%
Financial Activities	4,824	3.9%	\$288,036,962	4.9%
Professional & Business Services	11,794	9.5%	\$691,882,946	11.7%
Education & Health Services	24,997	20.2%	\$1,417,792,594	24.0%
Leisure & Hospitality	11,565	9.3%	\$264,046,632	4.5%
Other Services (except Public Administration)	3,938	3.2%	\$185,741,967	3.1%
Public Administration	3,600	2.9%	\$285,187,649	4.8%
TOTAL	123,990		\$5,903,924,337	

SENATE



District Map:

Senate District 21 encompasses House Districts 18, 21, and 22.



Candidates:

NO 2024 CONTEST. PRESENT INCUMBENT AND DISTRICT DATA ARE DISPLAYED FOR INFORMATIONAL PURPOSES.

KENT SMITH (D-Euclid) ★

SENATE

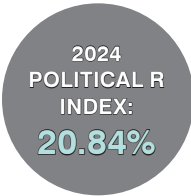
Political Landscape:

2022 Gubernatorial Results:

Mike DeWine (R)	25.03%
Nan Whaley (D)	74.97%

2020 Presidential Results:

Joe Biden (D)	38.59%
Donald Trump (R)	61.41%




Economic Profile:

See pages 184 & 185 for comparative demographic data.

INDUSTRIES	Employment		Wages	
	# of Jobs	%	\$	%
Natural Resources & Mining	36	0.0%	\$2,869,319	0.0%
Construction	4,582	3.4%	\$361,983,442	4.1%
Manufacturing	10,853	8.1%	\$849,679,652	9.6%
Trade, Transportation, & Utilities	37,016	27.5%	\$2,004,538,963	22.6%
Information	1,761	1.3%	\$155,878,205	1.8%
Financial Activities	5,233	3.9%	\$505,657,566	5.7%
Professional & Business Services	20,176	15.0%	\$1,726,005,758	19.4%
Education & Health Services	37,214	27.7%	\$2,396,863,089	27.0%
Leisure & Hospitality	11,167	8.3%	\$417,932,634	4.7%
Other Services (except Public Administration)	3,877	2.9%	\$182,293,878	2.1%
Public Administration	2,491	1.9%	\$277,681,889	3.1%
TOTAL	134,406		\$8,881,384,395	

OHIO HOME BUILDERS ASSOCIATION

Representing the residential construction and land development industry.



Vincent J. Squillace
Executive Vice President



Kris Klaus, Esq.
Director of Government Affairs



17 South High Street, Suite 700
Columbus, Ohio 43215
1-800-282-3403
Web site: ohiohba.com



The Unified Voice of Ohio's Oil and Gas Industry.



Mike Chadsey
Director of External Affairs

Georgette McElroy
*Assistant to President &
Office Manager*

Rob Brundrett
President

Stephanie Kromer
*Director of Legislative &
Regulatory Affairs*

MarCee Gerdes
*Director of
Membership Experience*

www.ooga.org

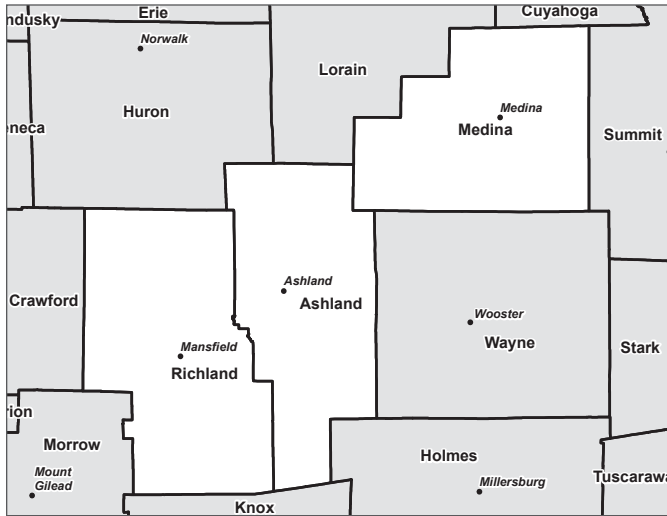
500 W. Wilson Bridge Road, Worthington, OH 43085

614-824-3901



District Map:

Senate District 22 encompasses House Districts 66, 67, and 76.



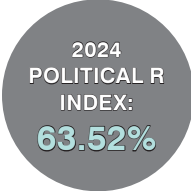
Political Landscape:

2022 Gubernatorial Results:

Mike DeWine (R)	72.14%
Nan Whaley (D)	27.86%

2020 Presidential Results:

Joe Biden (D)	41.26%
Donald Trump (R)	58.74%



Candidates:

MARK ROMANCHUK (R-Mansfield) ★

- **Social Media:** @SenRomanchuk
- **Occupation:** State Senator
- **Experience:** Business Owner
- **Education:** B.S., DeVry University; M.B.A., Vanderbilt University
- **Memberships:** Mansfield Sertoma Club; FirstMerit Local Advisory Board; Reg. Mfg. Coalition; NFIB; Nat'l Tooling & Machine Assn.; The Ohio Mfrs. Assn.; N. Central State College Found.; Richland Area Chamber; Richland Cmnty Dev. Grp.
- **Campaign Committee:** Romanchuk for Ohio, 4679 Winterset Dr., Columbus, OH 43220
- **Website:** markromanchuk.com

KATHY SALEM (D-Medina)

- **Social Media:** @KathySalemOH
- **Occupation:** Owner, Night is Alive Productions
- **Experience:** D.C. Lobbyist; Advertising Sales
- **Education:** Bachelor's Business, Case Western Reserve University
- **Memberships:** Summit Co. Extension Office; Kathy Salem Philanthropic Fund -Akron Community Foundation
- **Campaign Committee:** Kathy Moses Salem, 3333 Blue Heron Trace, Medina, OH 44256
- **Website:** kathysalem.com

DEMOCRATS SAY: Salem received her business and history degree from Case Western Reserve University and worked for the Cleveland Plain Dealer after graduation. She later was a lobbyist in Washington D.C. Her central issues are crime and policing, and emphasizing access to medical care.

REPUBLICANS SAY: Business leader and longtime public servant, Mark Romanchuk secures re-election and keeps this seat safely in Republican hands this fall against an unknown opponent.

Economic Profile:

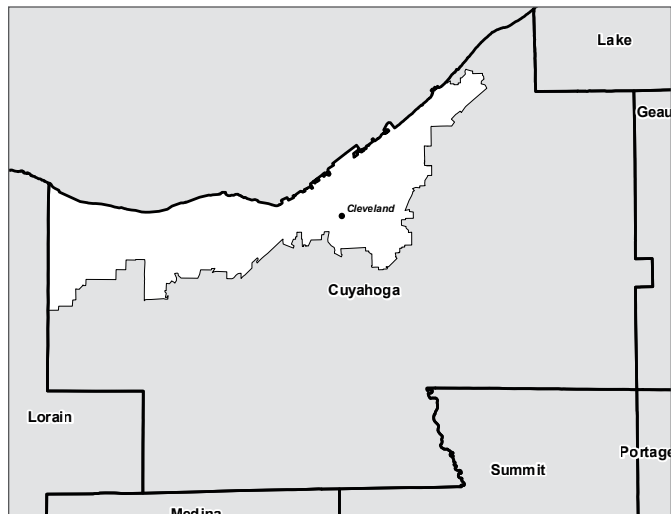
INDUSTRIES	Employment		Wages	
	# of Jobs	%	\$	%
Natural Resources & Mining	591	0.5%	\$7,314,207	0.1%
Construction	7,012	5.7%	\$509,991,651	8.2%
Manufacturing	21,188	17.2%	\$1,335,708,993	21.4%
Trade, Transportation, & Utilities	27,544	22.4%	\$1,350,797,413	21.6%
Information	1,241	1.0%	\$72,104,359	1.2%
Financial Activities	3,243	2.6%	\$224,517,051	3.6%
Professional & Business Services	14,783	12.0%	\$853,728,903	13.6%
Education & Health Services	26,511	21.6%	\$1,194,543,527	19.1%
Leisure & Hospitality	12,518	10.2%	\$270,346,898	4.3%
Other Services (except Public Administration)	3,686	3.0%	\$121,952,592	1.9%
Public Administration	4,652	3.8%	\$313,947,832	5.0%
TOTAL	122,969		\$6,254,953,426	

See pages 184 & 185 for comparative demographic data.



District Map:

Senate District 23 encompasses House Districts 13, 16, and 20.



Candidates:

NO 2024 CONTEST. PRESENT INCUMBENT AND DISTRICT DATA ARE DISPLAYED FOR INFORMATIONAL PURPOSES.

NICKIE ANTONIO (D-Lakewood) ★

Political Landscape:

2022 Gubernatorial Results:

Mike DeWine (R)	37.64%
Nan Whaley (D)	62.36%

2020 Presidential Results:

Joe Biden (D)	38.81%
Donald Trump (R)	61.19%

2024
POLITICAL R
INDEX:
34.04%

Economic Profile:

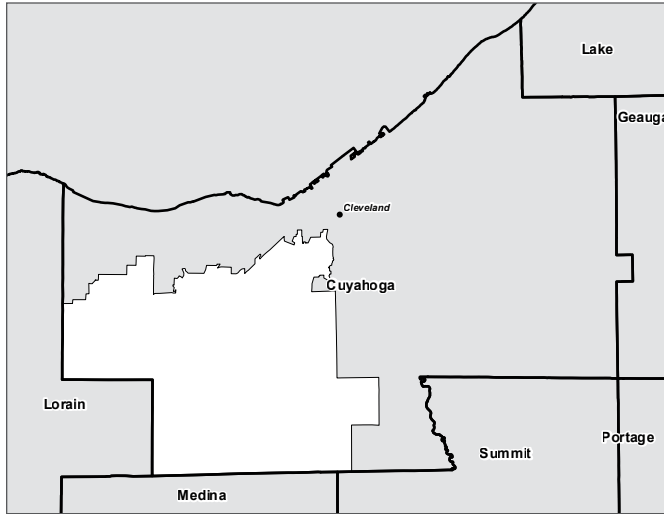
See pages 184 & 185 for comparative demographic data.

INDUSTRIES	Employment		Wages	
	# of Jobs	%	\$	%
Natural Resources & Mining	264	0.1%	\$19,359,240	0.1%
Construction	5,557	2.0%	\$439,009,600	2.2%
Manufacturing	16,017	5.8%	\$1,253,968,394	6.2%
Trade, Transportation, & Utilities	29,196	10.5%	\$1,603,425,846	8.0%
Information	6,411	2.3%	\$567,481,642	2.8%
Financial Activities	25,005	9.0%	\$2,888,385,081	14.3%
Professional & Business Services	47,243	17.1%	\$3,909,864,000	19.4%
Education & Health Services	106,432	38.4%	\$6,927,753,156	34.4%
Leisure & Hospitality	22,426	8.1%	\$959,896,266	4.8%
Other Services (except Public Administration)	7,354	2.7%	\$345,780,031	1.7%
Public Administration	11,079	4.0%	\$1,235,021,134	6.1%
TOTAL	276,984		\$20,149,944,390	



District Map:

Senate District 24 encompasses House Districts 14, 15, and 17.



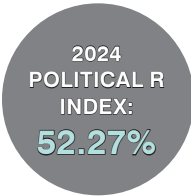
Political Landscape:

2022 Gubernatorial Results:

Mike DeWine (R)	58.89%
Nan Whaley (D)	41.11%

2020 Presidential Results:

Joe Biden (D)	39.14%
Donald Trump (R)	60.86%



Candidates:

SUE DURICHKO (D-Parma Heights)

- **Social Media:** @sueforohio
- **Occupation:** Regional Health and Wellness LPN
- **Experience:** Director of Nursing, Athenian Assisted Living
- **Education:** Nursing, Cuyahoga Valley Career Center
- **Memberships:** Parma Heights City Council
- **Campaign Committee:** Friends to Support Sue Durichko, 545 E. Town St., Columbus, OH 43215
- **Website:** sueforohio.com

THOMAS PATTON (R-Strongsville)

- **Social Media:** @tompattnonh
- **Occupation:** Legislator, Ohio House of Representatives, District 17
- **Experience:** Business Consultant, Blue Technologies
- **Education:** Cleveland State University
- **Memberships:** AFL-CIO; Cleveland Police Historical Society; Knights of Columbus; St. Colman's Parish
- **Campaign Committee:** Friends of Tom Patton, 17157 Rabbit Run Dr., Strongsville, OH 44136
- **Website:** tompattnonh.com

DEMOCRATS SAY: Sue Durichko is a Parma Heights Council Member and Parma native. She is active in her community serving on the Zoning, Police & Fire, Utilities Committees. Sue is committed to fighting for our democracy and rights of all individuals. She supports fair public school funding and advocates for accessible healthcare.

REPUBLICANS SAY: Tom Patton's experience, bipartisanship and legislative record of achievement have made him a trusted name and political juggernaut in northeast Ohio. He wins in November over an opponent who began running for this political office before even being sworn in to her last political office.

Economic Profile:

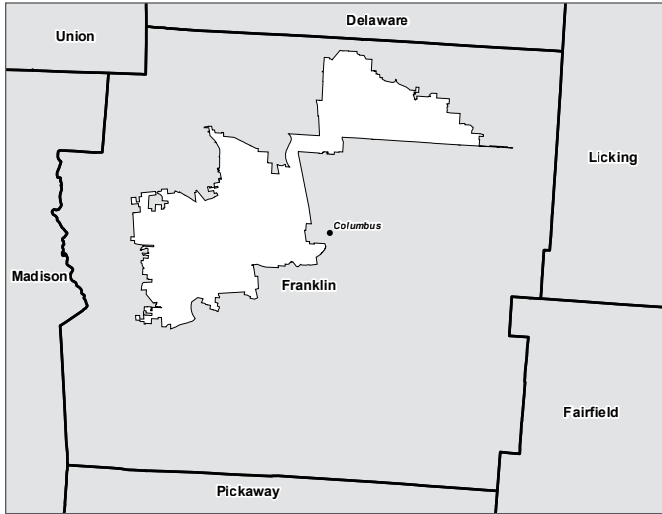
See pages 184 & 185 for comparative demographic data.

INDUSTRIES	Employment		Wages	
	# of Jobs	%	\$	%
Natural Resources & Mining	103	0.1%	\$5,491,593	0.1%
Construction	5,984	4.0%	\$472,743,107	4.9%
Manufacturing	15,767	10.5%	\$1,234,395,934	12.7%
Trade, Transportation, & Utilities	39,041	26.0%	\$1,987,981,463	20.5%
Information	3,239	2.2%	\$286,706,136	3.0%
Financial Activities	6,857	4.6%	\$736,785,901	7.6%
Professional & Business Services	19,715	13.2%	\$1,500,655,239	15.5%
Education & Health Services	35,251	23.5%	\$2,290,377,446	23.6%
Leisure & Hospitality	15,415	10.3%	\$561,376,732	5.8%
Other Services (except Public Administration)	5,246	3.5%	\$246,663,318	2.5%
Public Administration	3,296	2.2%	\$367,418,509	3.8%
TOTAL	149,914		\$9,690,595,378	



District Map:

Senate District 25 encompasses House Districts 6, 7, and 9.



Candidates:

NO 2024 CONTEST. PRESENT INCUMBENT AND DISTRICT DATA ARE DISPLAYED FOR INFORMATIONAL PURPOSES.

BILL DEMORA (D-Columbus) ★

Political Landscape:

2022 Gubernatorial Results:

Mike DeWine (R) 40.47%
Nan Whaley (D) 59.53%

2020 Presidential Results:

Joe Biden (D) 39.77%
Donald Trump (R) 60.23%

2024
POLITICAL R
INDEX:
39.10%

Economic Profile:

See pages 184 & 185 for comparative demographic data.

INDUSTRIES	Employment		Wages	
	# of Jobs	%	\$	%
Natural Resources & Mining	66	0.0%	\$4,771,374	0.0%
Construction	10,046	4.3%	\$855,631,440	5.7%
Manufacturing	10,436	4.4%	\$802,924,143	5.3%
Trade, Transportation, & Utilities	40,773	17.3%	\$2,379,832,655	15.8%
Information	6,771	2.9%	\$565,282,251	3.8%
Financial Activities	18,104	7.7%	\$1,510,715,375	10.1%
Professional & Business Services	37,525	16.0%	\$2,994,048,486	19.9%
Education & Health Services	85,479	36.4%	\$4,745,404,656	31.6%
Leisure & Hospitality	18,028	7.7%	\$613,448,612	4.1%
Other Services (except Public Administration)	5,481	2.3%	\$302,930,247	2.0%
Public Administration	2,354	1.0%	\$254,453,681	1.7%
TOTAL	235,063		\$15,029,442,920	



District Map:

Senate District 26 encompasses House Districts 86, 87, and 88.



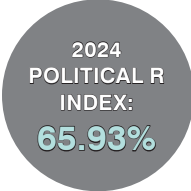
Political Landscape:

2022 Gubernatorial Results:

Mike DeWine (R)	76.05%
Nan Whaley (D)	23.95%

2020 Presidential Results:

Joe Biden (D)	41.23%
Donald Trump (R)	58.77%



Candidates:

BILL REINEKE (R-Tiffin) ★

- **Social Media:** @BillReineke
- **Occupation:** State Senator
- **Experience:** Business Partner, Reineke Family Dealerships
- **Education:** B.A., Morehead State University
- **Campaign Committee:** Friends of Bill Reineke, 4679 Winterset Dr., Columbus, OH 43220
- **Website:** billreineke.com

MOHAMUD JAMA (D-Plain City)

- **Social Media:** @jamaforstater1
- **Occupation:** Cyber Security Engineer
- **Experience:** CEO
- **Education:** B.S. Electrical and Computer Engineering, Ohio State University; M.S. Political Science, University of Nebraska
- **Memberships:** Volunteer, American Red Cross; Progress Ohio; Ohio State Solar Education; Ohio State Engineering Magazine
- **Campaign Committee:** Committee for Mohamud Jama, 1480 Dublin Rd., Columbus, OH 43215

DEMOCRATS SAY: Mohamud Jama is a Somali-American Ohioan and earned a degree in electrical and computer engineering from the Ohio State University. He came to the United States 25 years ago and started his family with his wife shortly after. He ran for Ohio's 25th House district in 2020. He currently lives in Plain City, OH.

REPUBLICANS SAY: With strong name ID and an even stronger record of representing the values of his constituents, Bill Reineke easily secures another four years in the Ohio Senate versus a candidate who moved into this district after losing a House race in downtown Columbus just four years ago.

Economic Profile:

INDUSTRIES	Employment		Wages	
	# of Jobs	%	\$	%
Natural Resources & Mining	2,056	1.6%	\$33,365,572	0.6%
Construction	5,298	4.1%	\$345,152,909	5.8%
Manufacturing	36,037	28.0%	\$2,373,767,295	39.7%
Trade, Transportation, & Utilities	21,749	16.9%	\$947,031,593	15.8%
Information	912	0.7%	\$34,020,306	0.6%
Financial Activities	3,687	2.9%	\$226,421,143	3.8%
Professional & Business Services	15,729	12.2%	\$411,700,015	6.9%
Education & Health Services	25,781	20.1%	\$1,049,306,211	17.5%
Leisure & Hospitality	9,435	7.3%	\$191,872,111	3.2%
Other Services (except Public Administration)	3,488	2.7%	\$105,789,958	1.8%
Public Administration	4,406	3.4%	\$263,842,948	4.4%
TOTAL	128,578		\$5,982,270,061	

See pages 184 & 185 for comparative demographic data.



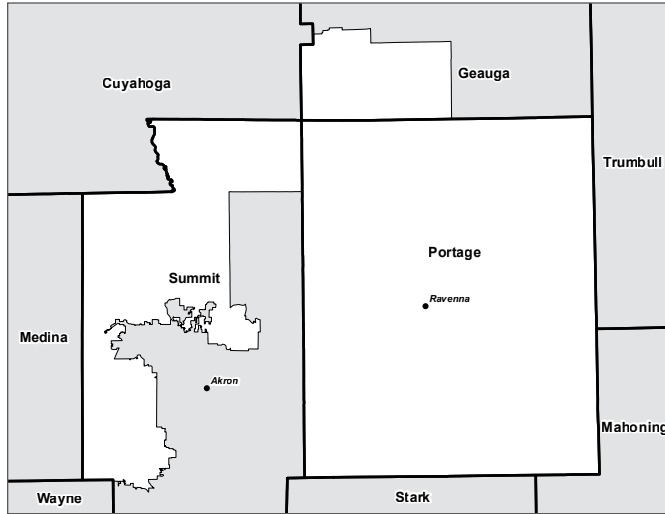
TWENTY-SEVENTH

27

SENATE DISTRICT

District Map:

Senate District 27 encompasses House Districts 31, 35, and 72.



Candidates:

NO 2024 CONTEST. PRESENT INCUMBENT AND DISTRICT DATA ARE DISPLAYED FOR INFORMATIONAL PURPOSES.

KRISTINA ROEGNER (R-Hudson) ★

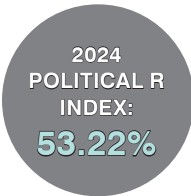
Political Landscape:

2022 Gubernatorial Results:

Mike DeWine (R) 59.15%
 Nan Whaley (D) 40.85%

2020 Presidential Results:

Joe Biden (D) 41.51%
 Donald Trump (R) 58.49%



SENATE

Economic Profile:

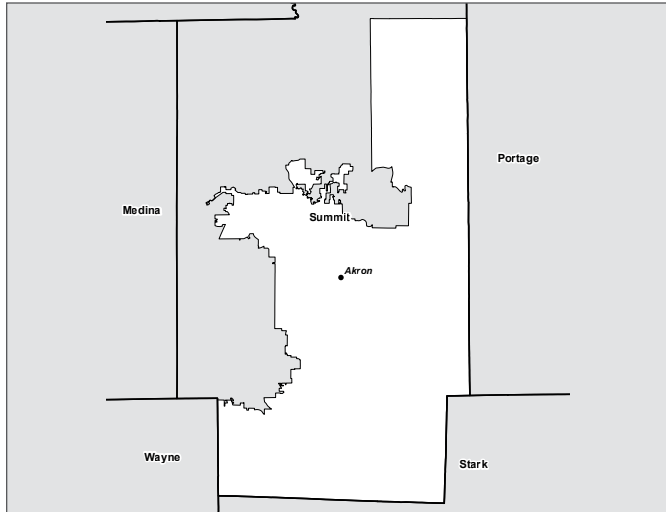
See pages 184 & 185 for comparative demographic data.

INDUSTRIES	Employment		Wages	
	# of Jobs	%	\$	%
Natural Resources & Mining	692	0.5%	\$31,114,327	0.4%
Construction	7,228	4.8%	\$543,780,440	6.6%
Manufacturing	23,332	15.6%	\$1,525,516,465	18.4%
Trade, Transportation, & Utilities	37,457	25.0%	\$1,959,846,958	23.7%
Information	2,922	1.9%	\$148,156,042	1.8%
Financial Activities	6,078	4.1%	\$482,103,773	5.8%
Professional & Business Services	16,895	11.3%	\$1,126,743,337	13.6%
Education & Health Services	31,106	20.7%	\$1,683,928,354	20.3%
Leisure & Hospitality	16,239	10.8%	\$386,455,404	4.7%
Other Services (except Public Administration)	4,624	3.1%	\$172,072,374	2.1%
Public Administration	3,444	2.3%	\$221,964,020	2.7%
TOTAL	150,017		\$8,281,681,494	



District Map:

Senate District 28 encompasses House Districts 32, 33, and 34.



SENATE

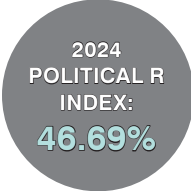
Political Landscape:

2022 Gubernatorial Results:

Mike DeWine (R)	51.58%
Nan Whaley (D)	48.42%

2020 Presidential Results:

Joe Biden (D)	40.70%
Donald Trump (R)	59.30%



Candidates:

CASEY WEINSTEIN (D-Hudson)

- **Social Media:** @RepWeinstein
- **Occupation:** Legislator
- **Experience:** Executive, Gartner; U.S. Air Force
- **Education:** B.S., United States Air Force Academy; M.B.A. Ohio State University
- **Campaign Committee:** Friends of Casey Weinstein, 545 E. Town St., Columbus, OH 43215
- **Website:** caseyforohio.com

JON LEISSLER (R-Stow)

- **Social Media:** @JonLeissler
- **Occupation:** Chief Financial Officer, SecuraStock, 3B Supply
- **Experience:** Corporate Finance
- **Education:** B.S., M.S. Accounting & Finance, Western Governors University
- **Memberships:** Volunteer Mentor, Stow Munroe FOPA Lodge #66
- **Campaign Committee:** Leissler for Ohio, 4101 Darrow Rd., Stow, OH 44224
- **Website:** leisslerforohio.com

DEMOCRATS SAY: Casey Weinstein currently serves as the Representative for House District 34, in the Hudson, OH area, and is running for Senate District 28 to succeed Senator Vernon Sykes. He served in the Air Force from 2004 to 2007, earning a BA from the US Air Force Academy, and an MBA from the Ohio State University. He lives in Hudson, OH with his wife and three children.

REPUBLICANS SAY: Jon Leissler's work ethic, along with his knowledge and passion about the issues that most impact everyday Ohioans, will make this a competitive race worth following this cycle.

Economic Profile:

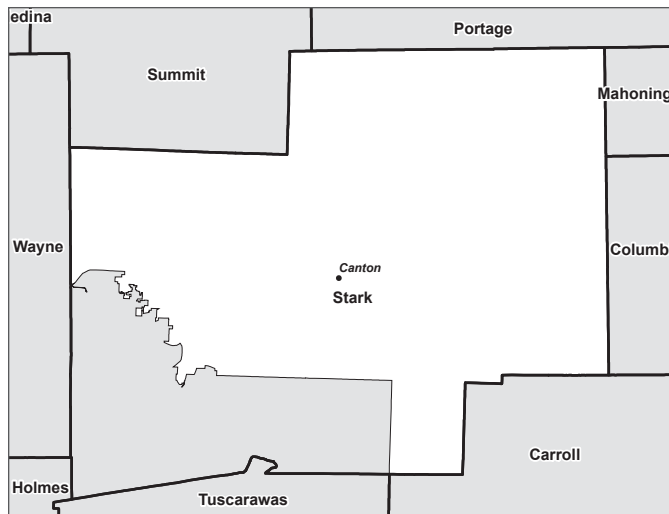
See pages 184 & 185 for comparative demographic data.

INDUSTRIES	Employment		Wages	
	# of Jobs	%	\$	%
Natural Resources & Mining	174	0.1%	\$9,198,102	0.1%
Construction	6,887	4.1%	\$525,853,772	5.2%
Manufacturing	14,035	8.3%	\$953,733,201	9.5%
Trade, Transportation, & Utilities	33,227	19.7%	\$1,697,123,303	16.8%
Information	2,679	1.6%	\$123,591,506	1.2%
Financial Activities	7,274	4.3%	\$615,971,076	6.1%
Professional & Business Services	32,780	19.5%	\$2,511,917,056	24.9%
Education & Health Services	47,318	28.1%	\$2,721,851,481	27.0%
Leisure & Hospitality	13,877	8.2%	\$330,406,382	3.3%
Other Services (except Public Administration)	4,976	3.0%	\$195,807,120	1.9%
Public Administration	5,292	3.1%	\$397,310,837	3.9%
TOTAL	168,519		\$10,082,763,836	



District Map:

Senate District 29 encompasses House Districts 48, 49, and 50.



Candidates:

NO 2024 CONTEST. PRESENT INCUMBENT AND DISTRICT DATA ARE DISPLAYED FOR INFORMATIONAL PURPOSES.

KIRK SCHURING (R-Canton) ★

Political Landscape:

2022 Gubernatorial Results:

Mike DeWine (R)	67.07%
Nan Whaley (D)	32.93%

2020 Presidential Results:

Joe Biden (D)	41.02%
Donald Trump (R)	58.98%

2024
POLITICAL R
INDEX:

58.56%

Economic Profile:

See pages 184 & 185 for comparative demographic data.

INDUSTRIES	Employment		Wages	
	# of Jobs	%	\$	%
Natural Resources & Mining	463	0.3%	\$30,271,547	0.4%
Construction	6,700	4.5%	\$470,936,051	6.2%
Manufacturing	23,163	15.5%	\$1,501,727,551	19.8%
Trade, Transportation, & Utilities	28,786	19.3%	\$1,324,097,824	17.4%
Information	1,816	1.2%	\$82,408,378	1.1%
Financial Activities	7,374	4.9%	\$553,051,653	7.3%
Professional & Business Services	15,803	10.6%	\$891,294,913	11.7%
Education & Health Services	41,925	28.1%	\$1,964,951,455	25.9%
Leisure & Hospitality	15,043	10.1%	\$367,726,361	4.8%
Other Services (except Public Administration)	4,700	3.2%	\$182,351,050	2.4%
Public Administration	3,401	2.3%	\$230,821,927	3.0%
TOTAL	149,174		\$7,599,638,710	



District Map:

Senate District 30 encompasses House Districts 94, 95, and 96.



Political Landscape:

2022 Gubernatorial Results:

Mike DeWine (R)	71.70%
Nan Whaley (D)	28.30%

2020 Presidential Results:

Joe Biden (D)	40.15%
Donald Trump (R)	59.85%



Economic Profile:

INDUSTRIES	Employment		Wages	
	# of Jobs	%	\$	%
Natural Resources & Mining	1,887	2.0%	\$132,862,091	2.7%
Construction	5,280	5.6%	\$328,272,011	6.7%
Manufacturing	7,490	7.9%	\$564,851,306	11.5%
Trade, Transportation, & Utilities	19,131	20.2%	\$999,654,100	20.4%
Information	1,074	1.1%	\$49,675,923	1.0%
Financial Activities	3,715	3.9%	\$188,635,246	3.9%
Professional & Business Services	6,483	6.9%	\$360,685,656	7.4%
Education & Health Services	32,524	34.4%	\$1,701,927,134	34.8%
Leisure & Hospitality	9,900	10.5%	\$193,006,522	3.9%
Other Services (except Public Administration)	2,580	2.7%	\$87,215,201	1.8%
Public Administration	4,420	4.7%	\$289,485,971	5.9%
TOTAL	94,484		\$4,896,271,161	

Candidates:

BRIAN CHAVEZ (R-Marietta) ★

- **Social Media:** [Facebook] [Twitter]
- **Occupation:** State Senator
- **Experience:** Oil and Gas Industry
- **Education:** B.S. Engineering, University of New Mexico
- **Campaign Committee:** Chavez for Ohio, 114 Pineview Cir., Marietta, OH 45750

IVA FABER (D-Athens)

- **Social Media:** [Facebook] [Twitter] [Instagram]
- **Occupation:** Outreach Director, United Campus Ministry
- **Education:** Bachelor's Psychology, Ohio University
- **Campaign Committee:** Citizens for Faber, 23 Meadows Ln., Athens, OH 45701
- **Website:** faberforohiosenate.com

DEMOCRATS SAY: Ari Faber is an advocate for the people of Appalachia, especially members of the LGBTQ+ community. He emphasizes cost-of-living issues and the environment. He earned a degree in Psychology from Ohio University in 2019, and has worked with United Campus Ministries to expand their meals program, expanding their reach tremendously.

REPUBLICANS SAY: Small business owner and family man Brian Chavez cruises to victory over an unknown, liberal opponent in a part of the state that continues to become more Republican-friendly.



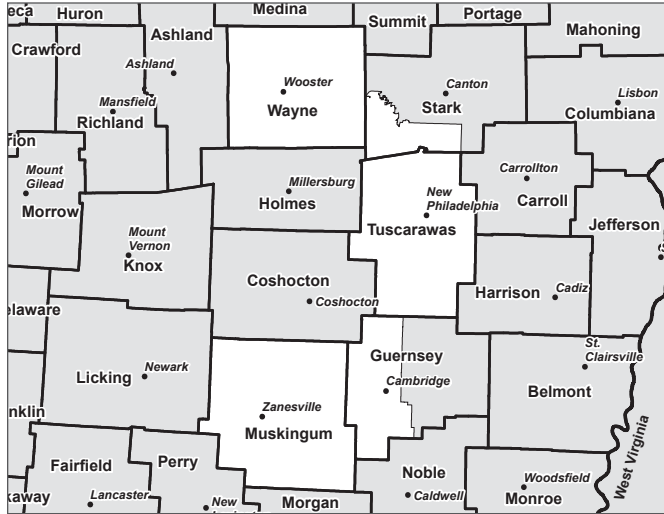
THIRTY-FIRST

31

SENATE DISTRICT

District Map:

Senate District 31 encompasses House Districts 51, 77, and 97.



Candidates:

NO 2024 CONTEST. PRESENT INCUMBENT AND DISTRICT DATA ARE DISPLAYED FOR INFORMATIONAL PURPOSES.

AL LANDIS (R-Dover) ★

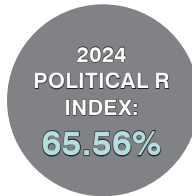
Political Landscape:

2022 Gubernatorial Results:

Mike DeWine (R) 75.49%
Nan Whaley (D) 24.51%

2020 Presidential Results:

Joe Biden (D) 40.26%
Donald Trump (R) 59.74%



SENATE

Economic Profile:

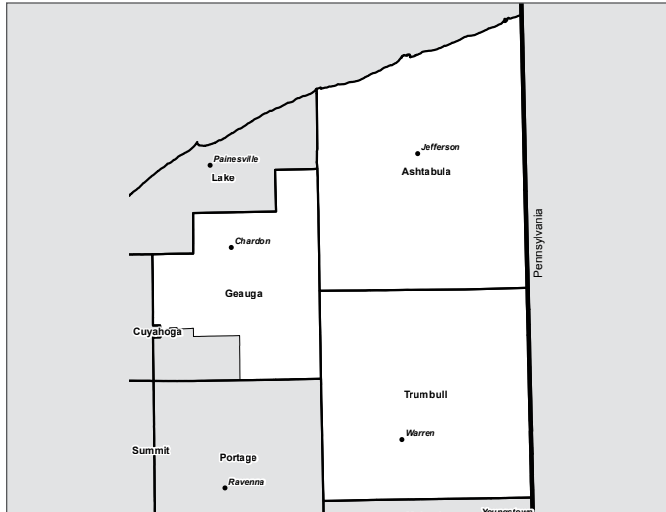
See pages 184 & 185 for comparative demographic data.

INDUSTRIES	Employment		Wages	
	# of Jobs	%	\$	%
Natural Resources & Mining	3,296	2.5%	\$224,579,789	3.3%
Construction	6,353	4.9%	\$366,544,215	5.4%
Manufacturing	29,643	22.7%	\$2,015,385,466	29.5%
Trade, Transportation, & Utilities	25,121	19.3%	\$1,178,195,696	17.3%
Information	1,556	1.2%	\$63,009,261	0.9%
Financial Activities	3,675	2.8%	\$232,972,524	3.4%
Professional & Business Services	9,194	7.1%	\$511,843,021	7.5%
Education & Health Services	32,970	25.3%	\$1,624,875,703	23.8%
Leisure & Hospitality	11,486	8.8%	\$245,650,273	3.6%
Other Services (except Public Administration)	3,673	2.8%	\$147,425,911	2.2%
Public Administration	3,411	2.6%	\$218,230,913	3.2%
TOTAL	130,378		\$6,828,712,772	



District Map:

Senate District 32 encompasses House Districts 64, 65, and 99.



SENATE

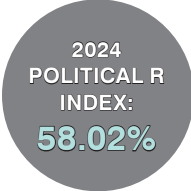
Political Landscape:

2022 Gubernatorial Results:

Mike DeWine (R)	68.24%
Nan Whaley (D)	31.76%

2020 Presidential Results:

Joe Biden (D)	41.42%
Donald Trump (R)	58.58%



Candidates:

SANDRA O'BRIEN (R-Rome) ★

- **Social Media:** @OBrienOH32
- **Occupation:** State Senator
- **Experience:** Educator, Ashtabula County Auditor
- **Education:** Bachelor's, Bowling Green State University; Master's Edinboro University
- **Campaign Committee:** Citizens for O'Brien (Sandra), 3434 Stumpville Rd., Rome, OH 44085
- **Website:** sandyforohio.com

MICHAEL SHRODEK (D-Warren)

- **Social Media:**
- **Occupation:** Retired
- **Experience:** Teacher, Niles City Schools
- **Education:** Bachelor's Education, English and Communications, Ashland University; Master's English, Youngstown State University
- **Campaign Committee:** Committee to Elect Michael Shrodek, 917 Central Pkwy. Ave. SE, Warren, OH 44484

DEMOCRATS SAY: Michael Shrodek is a retired teacher from Niles, OH. A former Republican, Shrodek changed his party affiliation in response to anti-education bills from the Republican controlled legislature. He is active throughout his community and also served as a local labor leader in his school district.

REPUBLICANS SAY: Longtime teacher and experienced public servant Sandra O'Brien easily staved off a primary challenger earlier this year and will do the same against the Democrat in November.

Economic Profile:

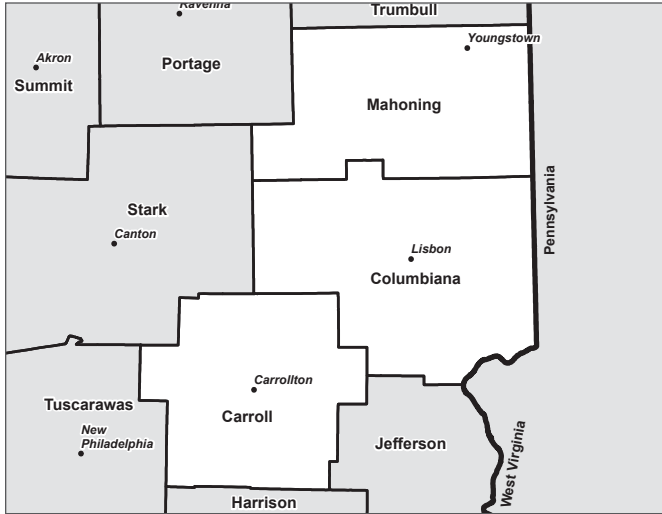
See pages 184 & 185 for comparative demographic data.

INDUSTRIES	Employment		Wages	
	# of Jobs	%	\$	%
Natural Resources & Mining	557	0.5%	\$13,756,198	0.2%
Construction	5,708	5.2%	\$381,489,397	6.8%
Manufacturing	20,713	18.8%	\$1,420,196,423	25.1%
Trade, Transportation, & Utilities	22,817	20.7%	\$1,159,461,192	20.5%
Information	860	0.8%	\$47,190,385	0.8%
Financial Activities	2,975	2.7%	\$188,097,818	3.3%
Professional & Business Services	9,849	8.9%	\$470,546,113	8.3%
Education & Health Services	28,301	25.6%	\$1,361,699,364	24.1%
Leisure & Hospitality	11,427	10.3%	\$237,590,818	4.2%
Other Services (except Public Administration)	3,569	3.2%	\$112,896,685	2.0%
Public Administration	3,651	3.3%	\$255,447,327	4.5%
TOTAL	110,427		\$5,648,371,720	



District Map:

Senate District 33 encompasses House Districts 58, 59, and 79.



Political Landscape:

2022 Gubernatorial Results:

Mike DeWine (R)	70.40%
Nan Whaley (D)	29.60%

2020 Presidential Results:

Joe Biden (D)	41.86%
Donald Trump (R)	58.14%



Candidates:

AL CUTRONA (R-Canfield) ★

- **Social Media:** @alcutrona
- **Occupation:** Legislator; Attorney; Chief Operating Officer
- **Experience:** Amourgis & Associates; Northeastern Ohio Infectious Disease Association
- **Education:** B.A. Political Science, Youngstown State University; J.D., Case Western Reserve University
- **Campaign Committee:** Al Cutrona For Ohio, 3755 Mercedes Pl. Unit 9, Canfield, OH 44406
- **Website:** cutronaforohio.com

MARTIN HUME (D-Youngstown)

- **Social Media:** [Facebook icon]
- **Occupation:** Mahoning County Assistant Prosecutor
- **Experience:** City of Youngstown Law Director; Special Counsel, Ohio Attorney General; Staff Attorney, Northeast Ohio Legal Services
- **Education:** B.A., Wesleyan University; J.D., Ohio State University

DEMOCRATS SAY: No comment provided.

REPUBLICANS SAY: No comment provided.

See pages 184 & 185 for comparative demographic data.

Economic Profile:

INDUSTRIES	Employment		Wages	
	# of Jobs	%	\$	%
Natural Resources & Mining	744	0.6%	\$34,556,929	0.6%
Construction	6,987	5.7%	\$422,943,864	7.2%
Manufacturing	15,771	12.9%	\$928,259,813	15.8%
Trade, Transportation, & Utilities	25,743	21.1%	\$1,165,927,148	19.8%
Information	1,110	0.9%	\$81,027,684	1.4%
Financial Activities	3,097	2.5%	\$214,638,233	3.6%
Professional & Business Services	12,731	10.4%	\$611,247,003	10.4%
Education & Health Services	34,638	28.3%	\$1,689,509,777	28.7%
Leisure & Hospitality	13,029	10.7%	\$284,883,636	4.8%
Other Services (except Public Administration)	3,977	3.3%	\$136,192,857	2.3%
Public Administration	4,353	3.6%	\$311,770,415	5.3%
TOTAL	122,180		\$5,880,957,359	



EXPERIENCE, PERSONALIZED SERVICE, *RESULTS*



WITH NEARLY 100 YEARS OF COLLECTIVE EXPERIENCE AND PERSONALIZED SERVICE IN GOVERNMENTAL AFFAIRS, WE ASSIST OUR CLIENTS IN THE ACHIEVEMENT OF THEIR GOALS AND OBJECTIVES.

DISCOVER WHAT CAPITOL ADVOCATES CAN DO FOR YOU!

37 WEST BROAD STREET SUITE 420 COLUMBUS, OHIO 43215
PHONE: 614-224-9900
WWW.CAPITOLADVOCATES.NET

2024 OHIO HOUSE RACES

The Ohio House of Representatives is comprised of 99 members who serve two-year terms. Under Ohio's term limits, House members are limited to four consecutive two-year terms. Every even-numbered year, all House seats are up for election.

Legislative districts are determined based on population. Every 10 years, following the federal census, the total population of the state is divided by 99 to arrive at the target population for each district. Based on the 2020 U.S. Census, the target population for each Ohio House district is 119,186.

State House districts are nested within state Senate districts, so that each Senate district is made up of three contiguous House districts.

In 2022, the chamber's Republican veto-proof supermajority increased from 64–35 to 67–32. The Democrats last gained the House in 2008, overturning a Republican majority that dated to January 1995. Republicans regained their majority in the 2010 election.



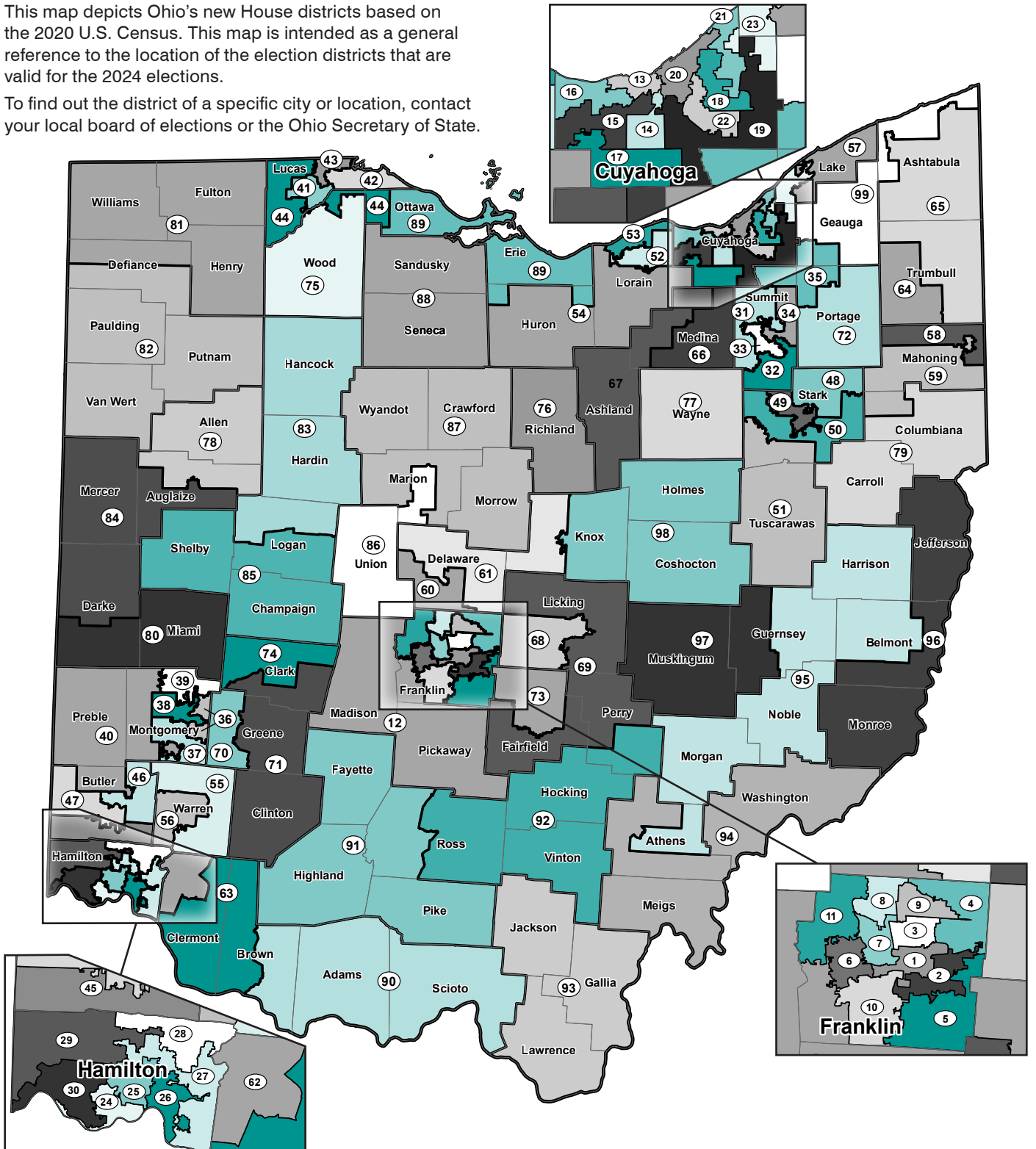
DISTRICT MAP

HOUSE



This map depicts Ohio's new House districts based on the 2020 U.S. Census. This map is intended as a general reference to the location of the election districts that are valid for the 2024 elections.

To find out the district of a specific city or location, contact your local board of elections or the Ohio Secretary of State.

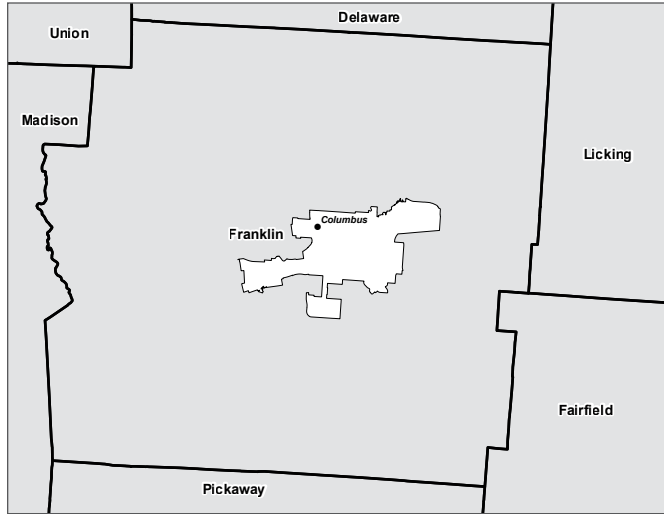


HOUSE



District Map:

House District 1 is contained within Senate District 15.



Political Landscape:

2022 Gubernatorial Results:

Mike DeWine (R)	23.78%
Nan Whaley (D)	76.22%

2020 Presidential Results:

Joe Biden (D)	82.51%
Donald Trump (R)	17.49%



Candidates:

DONTAVIUS JARRELLS (D-Columbus) ★

- **Social Media:** @iamDontavius
- **Occupation:** Legislator
- **Experience:** Chief of Communications, Franklin County Treasurer's Office; Director of Programs and Services, Ohio Association of County Behavioral Health Authorities; Political Director, Ohio Democratic Party; Health Equity Policy and Program Lead, Ohio Department of Mental Health and Addiction Services; Community Engagement and Advocacy Administrator, Ohio Association of County Behavioral Health Authorities; Ohio Legislative Service Commission Fellow
- **Education:** B.A. Political Science, Economics, Hiram College
- **Campaign Committee:** Friends of Dontavius Jarrells, 222 E. Town St., Ste. 2W, Columbus, OH 43215
- **Website:** jarrellsforohio.us

UNOPOSED

DEMOCRATS SAY: No comment provided.

REPUBLICANS SAY: No comment provided.

Economic Profile:

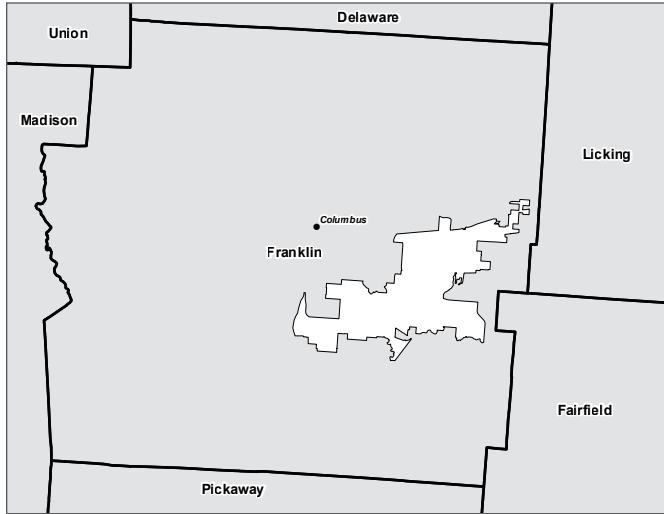
See pages 186 & 187 for comparative demographic data.

INDUSTRIES	Employment		Wages	
	# of Jobs	%	\$	%
Natural Resources & Mining	34	0.0%	\$2,331,528	0.0%
Construction	4,502	3.4%	\$383,441,443	3.9%
Manufacturing	5,221	4.0%	\$401,692,885	4.1%
Trade, Transportation, & Utilities	14,621	11.1%	\$947,317,912	9.6%
Information	2,858	2.2%	\$238,602,374	2.4%
Financial Activities	11,119	8.4%	\$915,425,109	9.2%
Professional & Business Services	19,912	15.1%	\$1,767,539,851	17.8%
Education & Health Services	40,512	30.8%	\$2,464,095,692	24.8%
Leisure & Hospitality	7,771	5.9%	\$281,284,012	2.8%
Other Services (except Public Administration)	3,806	2.9%	\$210,354,410	2.1%
Public Administration	21,373	16.2%	\$2,310,296,743	23.3%
TOTAL	131,729		\$9,922,381,958	



District Map:

House District 2 is contained within Senate District 15.



Candidates:

LATYNA HUMPHREY (D-Columbus) ★

- **Social Media:** @latynamhumphrey
- **Occupation:** Legislator
- **Experience:** President, Central Ohio Young Black Democrats; Bailiff, Franklin County Court of Common Pleas; Community Outreach Coordinator, Franklin County Auditor
- **Education:** A.A., Columbus State Community College; B.S. Applied Psychology, Franklin University
- **Campaign Committee:** Humphrey for Ohio, 545 E. Town St., Columbus, OH 43215

UNOPPOSED

DEMOCRATS SAY: No comment provided.

REPUBLICANS SAY: No comment provided.

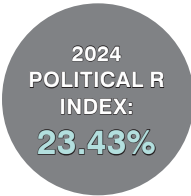
Political Landscape:

2022 Gubernatorial Results:

Mike DeWine (R)	31.84%
Nan Whaley (D)	68.16%

2020 Presidential Results:

Joe Biden (D)	78.49%
Donald Trump (R)	21.51%



Economic Profile:

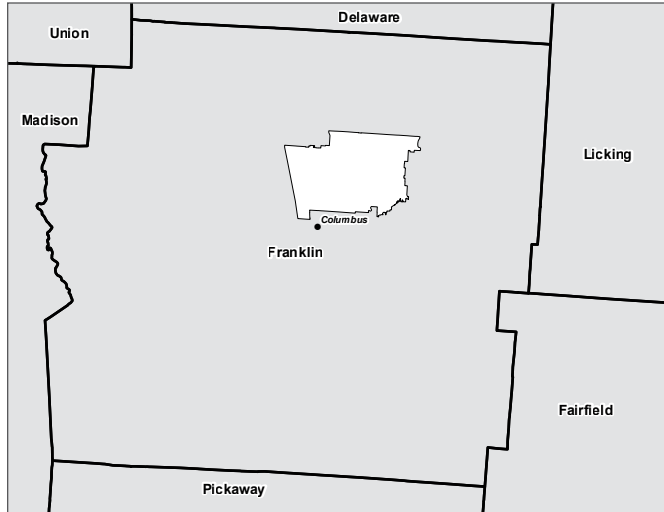
See pages 186 & 187 for comparative demographic data.

INDUSTRIES	Employment		Wages	
	# of Jobs	%	\$	%
Natural Resources & Mining	3	0.0%	\$312,920	0.0%
Construction	3,218	7.1%	\$274,081,423	9.3%
Manufacturing	3,690	8.2%	\$283,900,928	9.6%
Trade, Transportation, & Utilities	12,990	28.8%	\$769,977,814	26.1%
Information	315	0.7%	\$26,298,022	0.9%
Financial Activities	1,931	4.3%	\$151,819,465	5.2%
Professional & Business Services	5,228	11.6%	\$447,485,537	15.2%
Education & Health Services	12,644	28.0%	\$782,138,330	26.5%
Leisure & Hospitality	3,345	7.4%	\$103,657,053	3.5%
Other Services (except Public Administration)	1,530	3.4%	\$84,561,810	2.9%
Public Administration	216	0.5%	\$23,348,341	0.8%
TOTAL	45,110		\$2,947,581,645	



District Map:

House District 3 is contained within Senate District 15.



Candidates:

ISMAIL MOHAMED (D-Columbus) ★

- **Social Media:** @ismailforohio
- **Occupation:** Attorney
- **Experience:** Private Practice
- **Education:** B.A. Political Science, Ohio State University; J.D., Ohio State University
- **Campaign Committee:** Ismail Mohamed For Ohio, 1395 E. Dublin Granville Rd. Ste. 420, Columbus, OH 43229
- **Website:** ismailmohamedforohio.com

UNOPPOSED

DEMOCRATS SAY: No comment provided.

REPUBLICANS SAY: No comment provided.

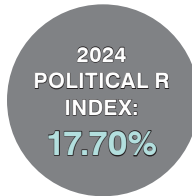
Political Landscape:

2022 Gubernatorial Results:

Mike DeWine (R)	23.58%
Nan Whaley (D)	76.42%

2020 Presidential Results:

Joe Biden (D)	83.29%
Donald Trump (R)	16.71%



Economic Profile:

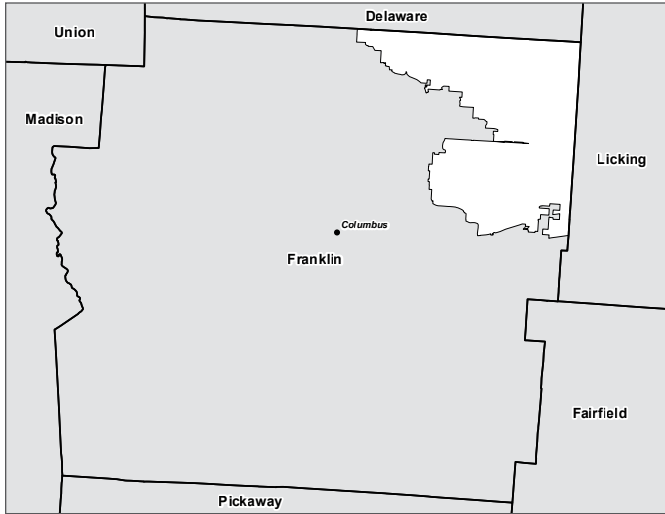
See pages 186 & 187 for comparative demographic data.

INDUSTRIES	Employment		Wages	
	# of Jobs	%	\$	%
Natural Resources & Mining	11	0.0%	\$566,334	0.0%
Construction	1,436	2.3%	\$122,306,067	3.0%
Manufacturing	3,112	5.0%	\$239,430,810	5.8%
Trade, Transportation, & Utilities	16,442	26.7%	\$898,331,574	21.8%
Information	292	0.5%	\$24,377,849	0.6%
Financial Activities	14,647	23.8%	\$1,258,818,499	30.5%
Professional & Business Services	7,907	12.8%	\$686,599,557	16.6%
Education & Health Services	10,045	16.3%	\$511,307,126	12.4%
Leisure & Hospitality	5,450	8.8%	\$182,344,007	4.4%
Other Services (except Public Administration)	848	1.4%	\$46,868,245	1.1%
Public Administration	1,478	2.4%	\$159,763,187	3.9%
TOTAL	61,668		\$4,130,713,255	



District Map:

House District 4 is contained within Senate District 16.



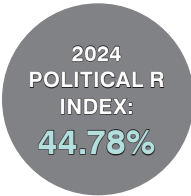
Political Landscape:

2022 Gubernatorial Results:

Mike DeWine (R)	50.71%
Nan Whaley (D)	49.29%

2020 Presidential Results:

Joe Biden (D)	59.11%
Donald Trump (R)	40.89%



Candidates:

BERYL PICCOLANTONIO (D-Gahanna) ★

- **Social Media:** @BerylBrownPic
- **Occupation:** Attorney
- **Experience:** Board President, Gahanna-Jefferson Board of Education; Chief Ombudsman, Ohio Bureau of Workers' Compensation; District Hearing Officer, Ohio Industrial Commission
- **Education:** B.A. Psychology, Ohio Dominican University; Kent State University; J.D., Ohio State University
- **Campaign Committee:** Friends For Beryl Brown Piccolantonio, 545 E. Town St., Columbus, OH 43215
- **Website:** berylforohio.com

JASON ALLEVATO (R-New Albany)

- **Social Media:** @jasonallevato
- **Occupation:** Private Equity Investor
- **Experience:** Founder, Board Member, Fairwood Brands; Founder, Principal, Appalachian Capital; Investor, Olympus Partners; Engagement Manager, McKinsey & Company; Economist, Bureau of Economic Analysis, U.S. Department of Commerce
- **Education:** B.A. Economics, Philosophy, University of Virginia; Accounting and Finance, University of Virginia Darden School of Business; J.D., University of Virginia
- **Campaign Committee:** Allevato For Ohio, 41 S. High Street, Ste. 3625, Columbus, OH 43215
- **Website:** allevatoforohio.com

DEMOCRATS SAY: No comment provided.

REPUBLICANS SAY: This hard working moderate Republican will make this race a close one to watch!

Economic Profile:

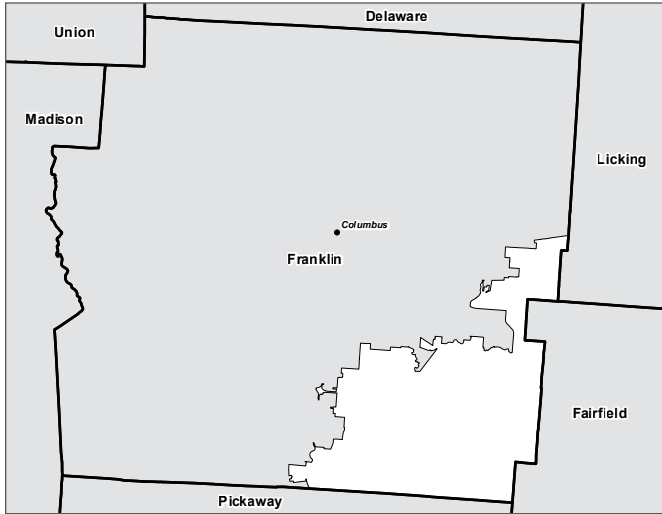
See pages 186 & 187 for comparative demographic data.

INDUSTRIES	Employment		Wages	
	# of Jobs	%	\$	%
Natural Resources & Mining	37	0.1%	\$2,274,695	0.1%
Construction	2,483	3.9%	\$211,480,476	4.9%
Manufacturing	2,562	4.1%	\$197,114,953	4.5%
Trade, Transportation, & Utilities	9,161	14.5%	\$514,604,852	11.9%
Information	2,412	3.8%	\$201,367,714	4.6%
Financial Activities	7,410	11.7%	\$628,969,866	14.5%
Professional & Business Services	16,863	26.7%	\$1,354,681,047	31.2%
Education & Health Services	15,078	23.9%	\$910,255,234	21.0%
Leisure & Hospitality	5,007	7.9%	\$167,336,382	3.9%
Other Services (except Public Administration)	1,544	2.4%	\$85,335,578	2.0%
Public Administration	637	1.0%	\$68,855,988	1.6%
TOTAL	63,194		\$4,342,276,785	



District Map:

House District 5 is contained within Senate District 3.



Candidates:

MEREDITH LAWSON-ROWE (D-Reynoldsburg)

- **Social Media:** @MLawsonRowe
- **Occupation:** Executive Assistant; Reynoldsburg City Councilwoman
- **Experience:** Multiethnic Advocates for Cultural Competence Inc.; Assistant to COO and Executive Vice President, Wendy's Quality Supply Chain Cooperative; Trend Analyst, Wendy's International
- **Memberships:** Delta Sigma Theta Sorority
- **Campaign Committee:** Friends Of Meredith Lawson-Rowe, 545 E. Town St., Columbus, OH 43215
- **Website:** lawsonroweforohio.com

UNOPOSED

DEMOCRATS SAY: No comment provided.

REPUBLICANS SAY: No comment provided.

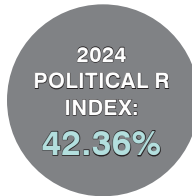
Political Landscape:

2022 Gubernatorial Results:

Mike DeWine (R)	50.00%
Nan Whaley (D)	50.00%

2020 Presidential Results:

Joe Biden (D)	59.07%
Donald Trump (R)	40.93%



Economic Profile:

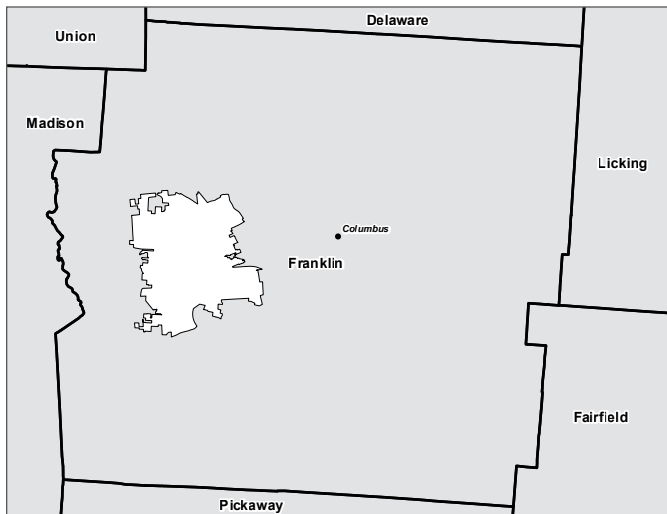
See pages 186 & 187 for comparative demographic data.

INDUSTRIES	Employment		Wages	
	# of Jobs	%	\$	%
Natural Resources & Mining	93	0.2%	\$5,210,673	0.2%
Construction	1,122	2.0%	\$95,562,261	2.8%
Manufacturing	4,692	8.4%	\$360,992,725	10.4%
Trade, Transportation, & Utilities	26,726	47.9%	\$1,625,591,180	46.9%
Information	327	0.6%	\$27,299,852	0.8%
Financial Activities	1,624	2.9%	\$125,548,679	3.6%
Professional & Business Services	7,762	13.9%	\$476,346,416	13.8%
Education & Health Services	7,749	13.9%	\$459,556,425	13.3%
Leisure & Hospitality	3,664	6.6%	\$113,363,843	3.3%
Other Services (except Public Administration)	837	1.5%	\$46,260,284	1.3%
Public Administration	1,181	2.1%	\$127,659,217	3.7%
TOTAL	55,777		\$3,463,391,557	



District Map:

House District 6 is contained within Senate District 25.



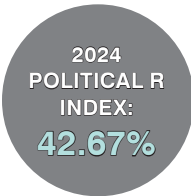
Political Landscape:

2022 Gubernatorial Results:

Mike DeWine (R)	49.26%
Nan Whaley (D)	50.74%

2020 Presidential Results:

Joe Biden (D)	57.98%
Donald Trump (R)	42.02%



Candidates:

CHRISTINE COCKLEY (D-Columbus)

- **Social Media:** @c_cockley
- **Occupation:** Executive Assistant, YWCA Columbus
- **Experience:** Intern, U.S. Senate; Campaign Consultant, Democratic Association of Secretaries of State; Director of Development, Modernization Management Network Inc.
- **Education:** B.A. Public Affairs, Ohio State University; M.P.A., Ohio State University
- **Campaign Committee:** Friends Of Christine Cockley, 545 E. Town St., Columbus, OH 43215
- **Website:** cockleyforohio.com

HUSSEIN JABIRI (R-Columbus)

- **Social Media:** @jabiri4ohio
- **Occupation:** Communications Specialist
- **Experience:** Federal Government of Somalia; Voice of America; Somali Development Trust; Strategic Communication Advisor, U.S. Military Africom
- **Education:** B.A. Broadcasting, Communication, California State University, Los Angeles; M.A. Film, Communication, Ohio University
- **Campaign Committee:** Friends Of Jabiri, 4961 Lion Dr., Columbus, OH 43228
- **Website:** husseinjabiri.org

DEMOCRATS SAY: No comment provided.

REPUBLICANS SAY: Jabiri has an uphill climb in this Franklin County district.

Economic Profile:

See pages 186 & 187 for comparative demographic data.

INDUSTRIES	Employment		Wages	
	# of Jobs	%	\$	%
Natural Resources & Mining	33	0.1%	\$1,699,002	0.1%
Construction	2,751	5.5%	\$234,306,400	7.6%
Manufacturing	5,942	11.9%	\$457,165,126	14.9%
Trade, Transportation, & Utilities	20,415	40.9%	\$1,219,705,840	39.6%
Information	804	1.6%	\$67,122,571	2.2%
Financial Activities	1,188	2.4%	\$89,772,908	2.9%
Professional & Business Services	6,111	12.3%	\$366,310,870	11.9%
Education & Health Services	6,784	13.6%	\$413,167,955	13.4%
Leisure & Hospitality	4,419	8.9%	\$148,372,703	4.8%
Other Services (except Public Administration)	1,400	2.8%	\$77,376,819	2.5%
Public Administration	16	0.0%	\$1,729,507	0.1%
TOTAL	49,863		\$3,076,729,702	



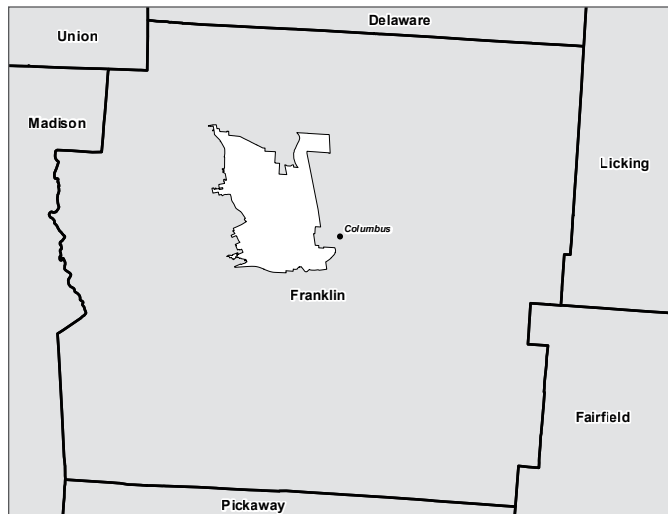
SEVENTH

7

HOUSE DISTRICT

District Map:

House District 7 is contained within Senate District 25.



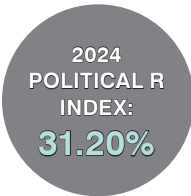
Political Landscape:

2022 Gubernatorial Results:

Mike DeWine (R)	35.81%
Nan Whaley (D)	64.19%

2020 Presidential Results:

Joe Biden (D)	72.15%
Donald Trump (R)	27.85%



Candidates:

ALLISON RUSSO (D-Columbus) ★

- **Social Media:** @Russo4Ohio
- **Occupation:** Legislator/ House Minority Leader; Health Policy Expert
- **Experience:** Senior Research Leader, Thomson Reuters; Senior Healthcare Analyst, Axiom Resource Management Inc.; Research Analyst, Science Applications International Corp.
- **Education:** B.S. Microbiology, Mississippi University for Women; M.P.H. Epidemiology, University of Alabama at Birmingham; D.Ph. Health Policy, George Washington University
- **Memberships:** Upper Arlington Rotary Club; Leadership Upper Arlington
- **Campaign Committee:** Citizens To Elect Allison Russo, 545 E. Town St., Columbus, OH 43215
- **Website:** allisonrusso.com

UNOPOSED

DEMOCRATS SAY: No comment provided.

REPUBLICANS SAY: No comment provided.

HOUSE

Economic Profile:

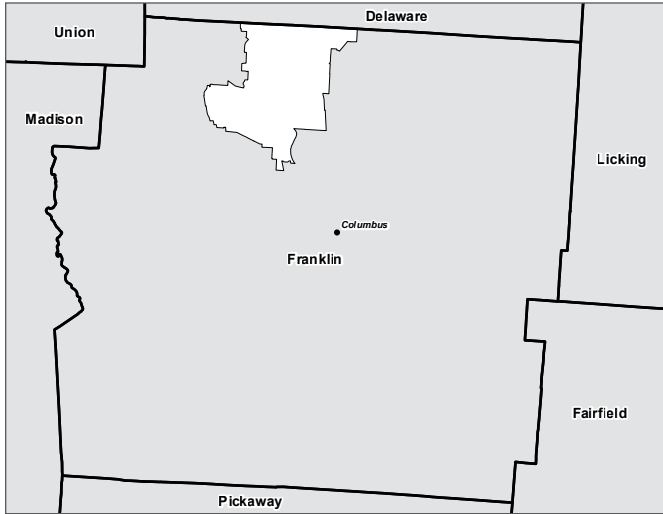
See pages 186 & 187 for comparative demographic data.

INDUSTRIES	Employment		Wages	
	# of Jobs	%	\$	%
Natural Resources & Mining	30	0.0%	\$2,759,451	0.0%
Construction	4,402	3.2%	\$374,924,308	4.3%
Manufacturing	1,516	1.1%	\$116,637,888	1.3%
Trade, Transportation, & Utilities	12,515	9.2%	\$765,402,306	8.7%
Information	5,401	4.0%	\$450,906,725	5.1%
Financial Activities	13,490	9.9%	\$1,137,292,612	12.9%
Professional & Business Services	22,111	16.2%	\$1,963,733,474	22.3%
Education & Health Services	61,835	45.4%	\$3,260,821,249	37.0%
Leisure & Hospitality	10,127	7.4%	\$345,796,103	3.9%
Other Services (except Public Administration)	2,580	1.9%	\$142,594,424	1.6%
Public Administration	2,260	1.7%	\$244,292,829	2.8%
TOTAL	136,267		\$8,805,161,369	



District Map:

House District 8 is contained within Senate District 16.



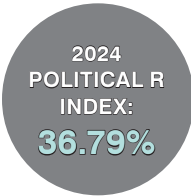
Political Landscape:

2022 Gubernatorial Results:

Mike DeWine (R)	42.25%
Nan Whaley (D)	57.75%

2020 Presidential Results:

Joe Biden (D)	67.04%
Donald Trump (R)	32.96%



Candidates:

ANITA SOMANI (D-Dublin) ★

- **Social Media:** @AnitaSomaniMD
- **Occupation:** Gynecologist
- **Experience:** Ohio Health; Comprehensive Women's Care; Executive in Residence, Franklin University's Global Center for Healthcare Education
- **Education:** B.A. Psychology, Miami University; M.D. Medicine, Medical College of Ohio
- **Memberships:** Co-Chair, Physicians Action Network Board; Past President, Columbus Medical Association
- **Campaign Committee:** Friends Of Anita Somani, 545 E. Town St., Columbus, OH 43215
- **Website:** drsomani4ohio.com

AARON NEUMANN (R-Columbus)

- **Social Media:** @NeumannforOhio
- **Occupation:** Project Director
- **Experience:** SC Solutions, LLC; LED Management Consulting; Synergy Enterprises
- **Education:** H.A.B., Classical Languages, Philosophy, Xavier University; M.A. American Government, Georgetown University
- **Campaign Committee:** Neumann For Ohio, 8844 Atherton Rd., Columbus, OH 43065
- **Website:** neumannforohio.com

DEMOCRATS SAY: No comment provided.

REPUBLICANS SAY: When voters in the 8th hear a knock at their door, be sure to answer "Hello, Neumann."

Economic Profile:

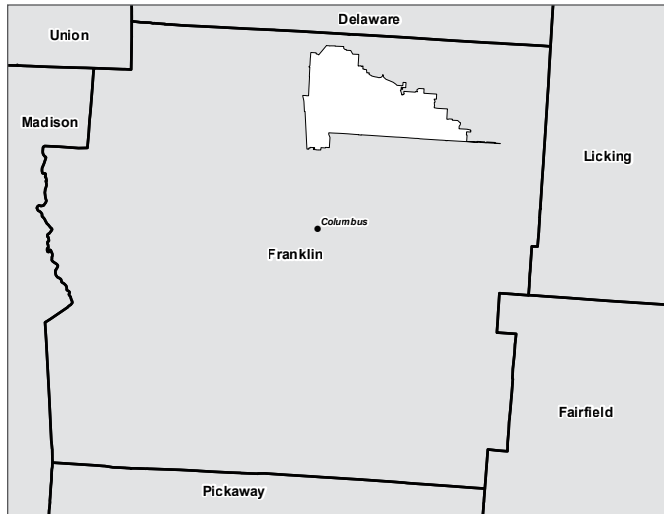
See pages 186 & 187 for comparative demographic data.

INDUSTRIES	Employment		Wages	
	# of Jobs	%	\$	%
Natural Resources & Mining	55	0.1%	\$3,359,889	0.1%
Construction	2,178	4.5%	\$185,503,213	5.8%
Manufacturing	1,034	2.1%	\$79,553,810	2.5%
Trade, Transportation, & Utilities	7,223	14.8%	\$354,895,551	11.2%
Information	579	1.2%	\$48,338,270	1.5%
Financial Activities	5,303	10.9%	\$442,766,811	13.9%
Professional & Business Services	11,793	24.1%	\$909,000,039	28.6%
Education & Health Services	13,020	26.7%	\$797,435,430	25.1%
Leisure & Hospitality	5,260	10.8%	\$172,896,805	5.4%
Other Services (except Public Administration)	1,351	2.8%	\$74,668,631	2.4%
Public Administration	1,041	2.1%	\$112,526,033	3.5%
TOTAL	48,837		\$3,180,944,482	



District Map:

House District 9 is contained within Senate District 25.



Candidates:

MUNIRA ABDULLAHI (D-Columbus) ★

- **Social Media:** @muniraforohio
- **Occupation:** Legislator
- **Experience:** Program Manager, Muslim American Society; Columbus Fellow, IGNITE National
- **Education:** B.A. Political Science & International Relations, Ohio State University
- **Campaign Committee:** Munira Abdullahi Campaign Committee, 545 E. Town St., Columbus, OH 43215

UNOPPOSED

DEMOCRATS SAY: No comment provided.

REPUBLICANS SAY: No comment provided.

Political Landscape:

2022 Gubernatorial Results:

Mike DeWine (R)	39.82%
Nan Whaley (D)	60.18%

2020 Presidential Results:

Joe Biden (D)	70.71%
Donald Trump (R)	29.29%

2024
POLITICAL R
INDEX:
32.07%

Economic Profile:

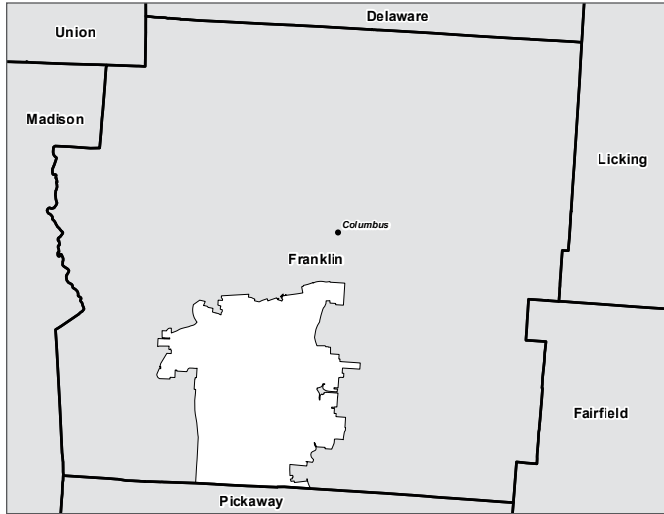
See pages 186 & 187 for comparative demographic data.

INDUSTRIES	Employment		Wages	
	# of Jobs	%	\$	%
Natural Resources & Mining	3	0.0%	\$312,920	0.0%
Construction	2,893	5.9%	\$246,400,732	7.8%
Manufacturing	2,978	6.1%	\$229,121,129	7.3%
Trade, Transportation, & Utilities	7,843	16.0%	\$394,724,509	12.5%
Information	566	1.2%	\$47,252,954	1.5%
Financial Activities	3,426	7.0%	\$283,649,855	9.0%
Professional & Business Services	9,303	19.0%	\$664,004,142	21.1%
Education & Health Services	16,860	34.5%	\$1,071,415,452	34.0%
Leisure & Hospitality	3,482	7.1%	\$119,279,805	3.8%
Other Services (except Public Administration)	1,501	3.1%	\$82,959,004	2.6%
Public Administration	78	0.2%	\$8,431,345	0.3%
TOTAL	48,933		\$3,147,551,848	



District Map:

House District 10 is contained within Senate District 3.



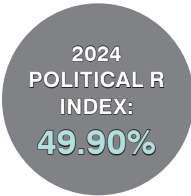
Political Landscape:

2022 Gubernatorial Results:

Mike DeWine (R)	56.51%
Nan Whaley (D)	43.49%

2020 Presidential Results:

Joe Biden (D)	50.21%
Donald Trump (R)	49.79%



Candidates:

MARK SIGRIST (D-Grove City)

- **Social Media:**
- **Occupation:** Retired, Honda; Grove City Councilman
- **Experience:** Owner, Phoenix Events
- **Education:** B.B.A. Accounting, Ohio University
- **Campaign Committee:** Friends of Mark Sigrist, 5826 Birch Bark Ct., Grove City, OH 43213
- **Website:** marksigrist.com

BRIAN GARVINE (R-Grove City)

- **Social Media:**
- **Occupation:** Attorney
- **Experience:** Private Practice; Onda, LaBuhn, Rankin & Boggs; Lane, Alton & Horst; Law Offices of Russell Kelm
- **Education:** B.A. Sociology, Ohio State University; J.D., University of Toledo
- **Campaign Committee:** Friends Of Brian Garvine, 533 S. Third St., Columbus, OH 43215
- **Website:** garvineforohio.com

DEMOCRATS SAY: No comment provided.

REPUBLICANS SAY: Attorney Brian Garvine is working hard and ready to keep this competitive seat in the R column.

Economic Profile:

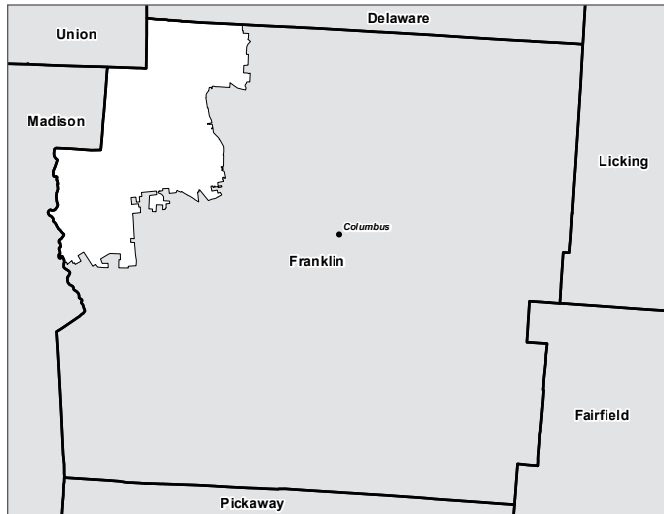
See pages 186 & 187 for comparative demographic data.

INDUSTRIES	Employment		Wages	
	# of Jobs	%	\$	%
Natural Resources & Mining	105	0.2%	\$10,318,353	0.3%
Construction	2,892	5.7%	\$246,315,561	7.5%
Manufacturing	2,686	5.3%	\$206,655,256	6.3%
Trade, Transportation, & Utilities	16,627	32.7%	\$995,112,005	30.4%
Information	590	1.2%	\$49,256,613	1.5%
Financial Activities	1,570	3.1%	\$120,587,875	3.7%
Professional & Business Services	6,508	12.8%	\$534,053,464	16.3%
Education & Health Services	8,488	16.7%	\$500,494,879	15.3%
Leisure & Hospitality	6,427	12.6%	\$200,743,851	6.1%
Other Services (except Public Administration)	2,420	4.8%	\$133,751,359	4.1%
Public Administration	2,525	5.0%	\$272,937,785	8.4%
TOTAL	50,838		\$3,270,227,000	



District Map:

House District 11 is contained within Senate District 16.



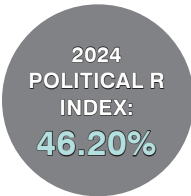
Political Landscape:

2022 Gubernatorial Results:

Mike DeWine (R)	52.31%
Nan Whaley (D)	47.69%

2020 Presidential Results:

Joe Biden (D)	57.92%
Donald Trump (R)	42.08%



Candidates:

CRYSTAL LETT (D-Columbus)

- **Social Media:** @LettsGoOhio
- **Occupation:** Advocate/Client Services Manager, Raymond James Financial Services
- **Experience:** Case Manager, North Central Mental Health; Women's Public Policy Network
- **Education:** B.A. Political Science, Ohio State University
- **Campaign Committee:** Lett For Ohio, 545 E. Town St., Columbus, OH 43215
- **Website:** lettforohio.com

STEPHANIE KUNZE (R-Dublin)

- **Social Media:** @StephanieKunze
- **Occupation:** Legislator
- **Experience:** State Senator; State Representative; Hilliard City Council
- **Education:** B.A. English, Indiana University
- **Campaign Committee:** Citizens For Stephanie Kunze, 9856 Archer Ln., Dublin, OH 43017
- **Website:** stephaniekunze.com

DEMOCRATS SAY: No comment provided.

REPUBLICANS SAY: Stephanie Kunze is a trusted public servant with a great reputation. She wins in November.

Economic Profile:

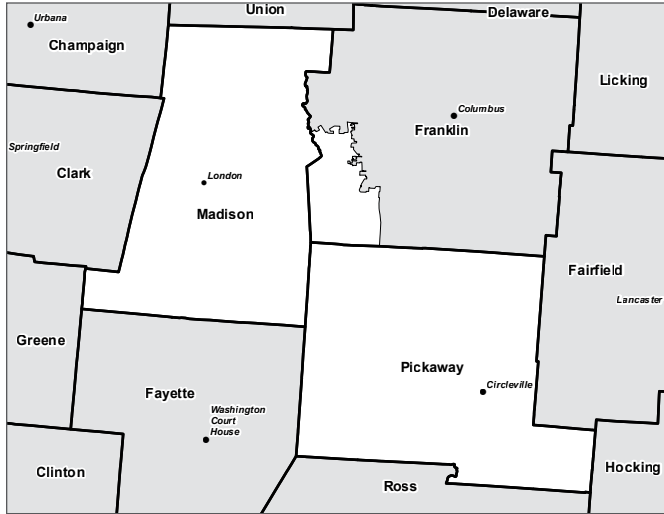
See pages 186 & 187 for comparative demographic data.

INDUSTRIES	Employment		Wages	
	# of Jobs	%	\$	%
Natural Resources & Mining	26	0.0%	\$2,078,114	0.0%
Construction	2,725	3.4%	\$232,091,944	4.2%
Manufacturing	2,821	3.5%	\$217,041,875	3.9%
Trade, Transportation, & Utilities	15,797	19.5%	\$845,909,985	15.3%
Information	2,757	3.4%	\$230,170,309	4.2%
Financial Activities	6,632	8.2%	\$555,988,866	10.1%
Professional & Business Services	24,154	29.8%	\$2,028,116,528	36.7%
Education & Health Services	14,885	18.3%	\$910,021,745	16.5%
Leisure & Hospitality	7,475	9.2%	\$258,609,147	4.7%
Other Services (except Public Administration)	3,298	4.1%	\$182,277,678	3.3%
Public Administration	605	0.7%	\$65,396,974	1.2%
TOTAL	81,175		\$5,527,703,168	



District Map:

House District 12 is contained within Senate District 3.



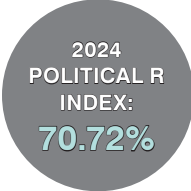
Political Landscape:

2022 Gubernatorial Results:

Mike DeWine (R)	76.48%
Nan Whaley (D)	23.52%

2020 Presidential Results:

Joe Biden (D)	28.36%
Donald Trump (R)	71.64%



Candidates:

BRIAN STEWART (R-Ashville) ★

- **Social Media:** @BrianStewartOH
- **Occupation:** Attorney
- **Experience:** Law Office of Brian Stewart; Pickaway County Commissioner; Farthing & Stewart LLP; Carlile Patchen & Murphy LLP; Ashville City Council; U.S. Army
- **Education:** B.A. Political Science, History, Ohio State University; J.D., Ohio State University
- **Memberships:** Pickaway County Farm Bureau; Veterans of Foreign Wars; AMVETS; Association of Ohio Commodores; Pickaway County and Ohio State Bar Association; Pickaway Senior Center Board of Directors; Pickaway County Republican Central Committee
- **Campaign Committee:** Friends Of Brian Stewart, 15075 Home Ct., Ashville, OH 43103
- **Website:** stewartforohio.com

BRAD COTTON (D-Circleville)

- **Social Media:**
- **Occupation:** Physician
- **Experience:** Emergency Medicine; EMS Medical Director, Ross County; Registered Nurse; Cleveland EMS; U.S. Army Reserve, 2291st Army Hospital, 256th Combat Support Hospital
- **Education:** B.S.N., Kent State University; M.D, Ohio State University
- **Memberships:** American College of Emergency Physicians
- **Campaign Committee:** Friends Of Dr. Brad Cotton, 6133 Ludwig-Dresback Rd., Circleville, OH 43113
- **Website:** bradcottonfordistrict12.com

DEMOCRATS SAY: No comment provided.

REPUBLICANS SAY: Chalk this one up for Stewart in November.

Economic Profile:

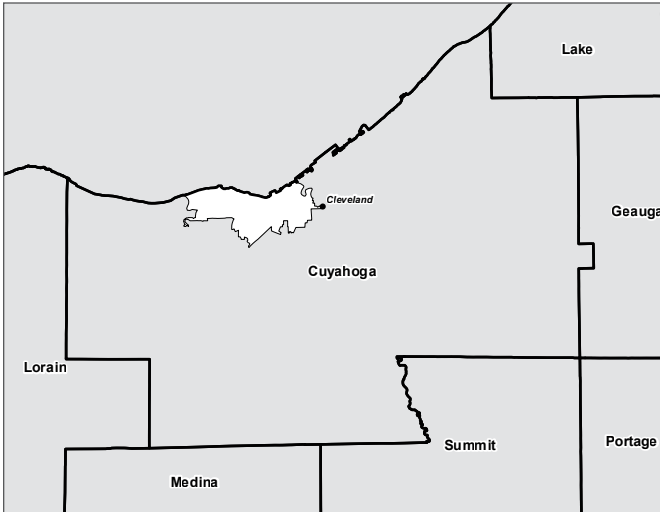
See pages 186 & 187 for comparative demographic data.

INDUSTRIES	Employment		Wages	
	# of Jobs	%	\$	%
Natural Resources & Mining	546	1.7%	\$26,464,766	1.6%
Construction	1,923	6.1%	\$128,595,170	7.6%
Manufacturing	6,051	19.3%	\$363,308,005	21.6%
Trade, Transportation, & Utilities	8,778	27.9%	\$533,789,177	31.7%
Information	151	0.5%	\$6,720,786	0.4%
Financial Activities	646	2.1%	\$38,170,607	2.3%
Professional & Business Services	2,195	7.0%	\$86,917,388	5.2%
Education & Health Services	5,218	16.6%	\$150,921,381	9.0%
Leisure & Hospitality	2,252	7.2%	\$57,304,047	3.4%
Other Services (except Public Administration)	705	2.2%	\$38,708,267	2.3%
Public Administration	2,968	9.4%	\$252,660,417	15.0%
TOTAL	31,433		\$1,683,560,012	



District Map:

House District 13 is contained within Senate District 23.



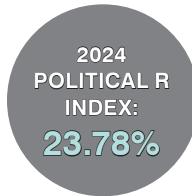
Political Landscape:

2022 Gubernatorial Results:

Mike DeWine (R)	29.01%
Nan Whaley (D)	70.99%

2020 Presidential Results:

Joe Biden (D)	75.21%
Donald Trump (R)	24.79%



Candidates:

TRISTAN RADER (D-Lakewood)

- **Social Media:** @TWRader
- **Occupation:** Lakewood City Councilman; Ohio Program Director, Solar United Neighbors
- **Experience:** Organizer, SEIU; Regional Field Director, Bernie Sanders for President; Outreach Benefits Counselor, Greater Cleveland Foodbank; Media Director, Church on the North Coast
- **Education:** A.A., A.B, Lorain Community College; B.B.A., Kent State University; M.P.A., Cleveland State University; Certificate, Financing and Deploying Clean Energy, Yale University
- **Campaign Committee:** Friends Of Tristan Rader, 14837 Detroit Ave. #141, Lakewood, OH 44107
- **Website:** tristanrader.com

ROBERT DINTAMAN (R-Lakewood)

- **Social Media:**
- **Occupation:** Attorney
- **Education:** J.D., University of Akron
- **Campaign Committee:** Friends Of Rob Dintaman For State Rep., 14837 Detroit Ave. #340, Lakewood, OH 44107

DEMOCRATS SAY: No comment provided.

REPUBLICANS SAY: Dintaman will have to flip a lot of Democratic voters to win this Cuyahoga County seat.

HOUSE

Economic Profile:

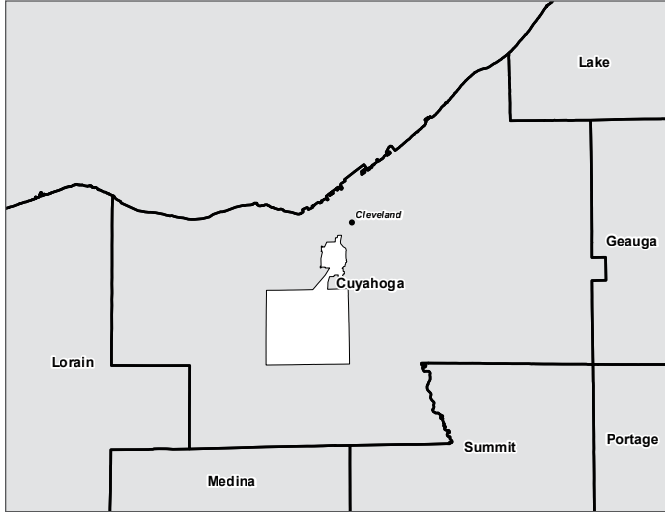
See pages 186 & 187 for comparative demographic data.

INDUSTRIES	Employment		Wages	
	# of Jobs	%	\$	%
Natural Resources & Mining	161	0.5%	\$13,492,510	0.7%
Construction	1,049	3.3%	\$82,872,246	4.2%
Manufacturing	4,022	12.7%	\$314,881,743	16.1%
Trade, Transportation, & Utilities	5,211	16.4%	\$248,484,254	12.7%
Information	355	1.1%	\$31,423,488	1.6%
Financial Activities	1,249	3.9%	\$121,261,760	6.2%
Professional & Business Services	3,532	11.1%	\$266,769,467	13.6%
Education & Health Services	9,434	29.7%	\$590,526,334	30.1%
Leisure & Hospitality	4,782	15.1%	\$156,154,447	8.0%
Other Services (except Public Administration)	1,302	4.1%	\$61,219,146	3.1%
Public Administration	668	2.1%	\$74,464,673	3.8%
TOTAL	31,765		\$1,961,550,068	



District Map:

House District 14 is contained within Senate District 24.



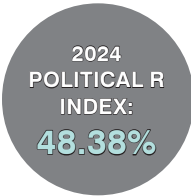
Political Landscape:

2022 Gubernatorial Results:

Mike DeWine (R)	58.33%
Nan Whaley (D)	41.67%

2020 Presidential Results:

Joe Biden (D)	50.28%
Donald Trump (R)	49.72%



Candidates:

SEAN BRENNAN (D-Parma) ★

- **Social Media:** @BrennanforOhio
- **Occupation:** Legislator; Educator
- **Experience:** Teacher; Parma City Council President; Brecksville-Broadview Heights School District; Board President, Parma Public Housing Authority
- **Education:** B.A. International/Global Studies, University of Dayton; Master's Education Administration and Supervision, Cleveland State University
- **Campaign Committee:** Friends Of Sean Brennan, 6306 Hamstead Ave., Parma, OH 44129
- **Website:** brennanforohio.com

DAVID MORGAN (R-Parma Heights)

- **Social Media:** @DMorgan4Ohio
- **Occupation:** Tool & Die Maker
- **Experience:** U.S. Army
- **Education:** A.A., ITT Technical Institute; B.B.A., University of Phoenix; M.B.A., University of Phoenix
- **Campaign Committee:** David J. Morgan 4 Ohio House, 9270-A North Church Dr., Parma Heights, OH 44130
- **Website:** morgan4ohio.com

DEMOCRATS SAY: No comment provided.

REPUBLICANS SAY: Expect the Trump/Vance base to make this a competitive race.

Economic Profile:

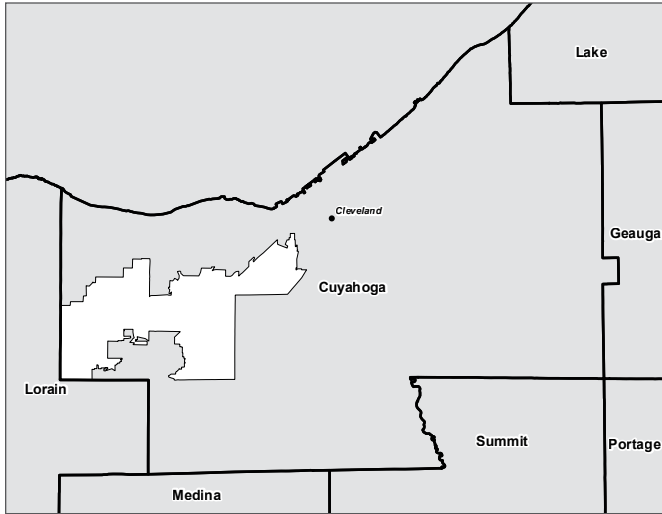
See pages 186 & 187 for comparative demographic data.

INDUSTRIES	Employment		Wages	
	# of Jobs	%	\$	%
Natural Resources & Mining	2	0.0%	\$168,880	0.0%
Construction	1,120	3.0%	\$88,481,330	3.8%
Manufacturing	2,061	5.5%	\$161,355,364	6.9%
Trade, Transportation, & Utilities	6,015	16.0%	\$272,249,584	11.6%
Information	1,041	2.8%	\$92,146,060	3.9%
Financial Activities	1,022	2.7%	\$103,945,517	4.4%
Professional & Business Services	4,569	12.2%	\$253,529,154	10.8%
Education & Health Services	14,731	39.3%	\$970,330,777	41.3%
Leisure & Hospitality	3,451	9.2%	\$116,877,148	5.0%
Other Services (except Public Administration)	1,462	3.9%	\$68,742,236	2.9%
Public Administration	2,003	5.3%	\$223,282,546	9.5%
TOTAL	37,477		\$2,351,108,596	



District Map:

House District 15 is contained within Senate District 24.



Candidates:

CHRIS GLASSBURN (D-North Olmsted)

- **Social Media:** @ChrisGlassburn
- **Occupation:** North Olmstead Councilman/President; Project Govern
- **Experience:** North Olmstead School Board
- **Memberships:** League of Women Voters
- **Campaign Committee:** Friends Of Chris Glassburn, 24687 Tara-Lynn Dr., North Olmstead, OH 44070
- **Website:** chrisglassburn.com

AARON BOROWSKI (R-Brooklyn)

- **Social Media:**
- **Occupation:** Brooklyn City Councilman; Delivery Driver
- **Memberships:** Cleveland Baptist Church
- **Campaign Committee:** Friends Of Aaron L. Borowski, 10310 Manoa Ave., Brooklyn, OH 44144

DEMOCRATS SAY: No comment provided.

REPUBLICANS SAY: Borowski is working hard to put this seat back into Republican hands.

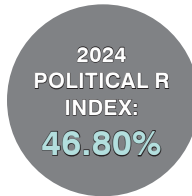
Political Landscape:

2022 Gubernatorial Results:

Mike DeWine (R)	56.16%
Nan Whaley (D)	43.84%

2020 Presidential Results:

Joe Biden (D)	53.08%
Donald Trump (R)	46.92%



See pages 186 & 187 for comparative demographic data.

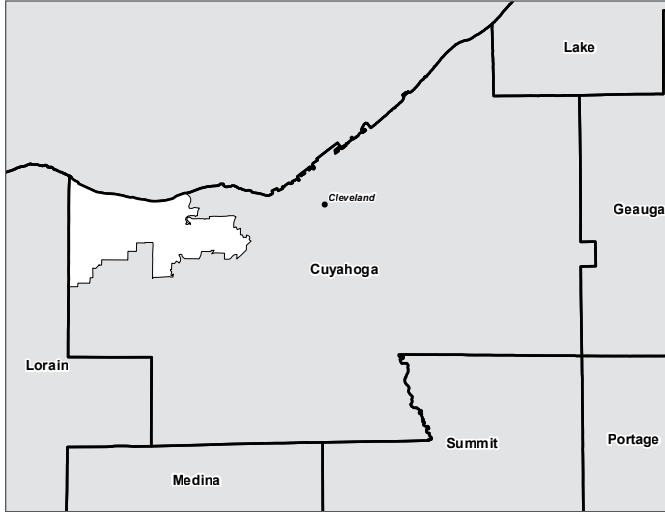
Economic Profile:

INDUSTRIES	Employment		Wages	
	# of Jobs	%	\$	%
Natural Resources & Mining	50	0.1%	\$2,755,550	0.1%
Construction	2,626	3.7%	\$207,457,119	4.4%
Manufacturing	8,857	12.6%	\$693,413,128	14.8%
Trade, Transportation, & Utilities	22,957	32.7%	\$1,226,104,565	26.2%
Information	1,589	2.3%	\$140,653,304	3.0%
Financial Activities	2,987	4.3%	\$315,807,958	6.8%
Professional & Business Services	11,071	15.8%	\$979,396,504	20.9%
Education & Health Services	11,348	16.2%	\$740,115,111	15.8%
Leisure & Hospitality	6,431	9.2%	\$222,484,979	4.8%
Other Services (except Public Administration)	1,495	2.1%	\$70,293,874	1.5%
Public Administration	743	1.1%	\$82,825,228	1.8%
TOTAL	70,154		\$4,681,307,318	



District Map:

House District 16 is contained within Senate District 23.



Candidates:

BRIDE ROSE SWEENEY (D-Westlake) ★

- **Social Media:** @RepBrideSweeney
- **Occupation:** Legislator
- **Experience:** Ohio Legislative Service Commission Fellow; Ohio Senate Democratic Caucus
- **Education:** B.A. Political Science, John Carroll University
- **Campaign Committee:** Friends Of Bride Rose Sweeney, 23993 Fairlawn Dr., North Olmsted, OH 44070
- **Website:** briderosesweeney.com

DANIEL HARRINGTON (R-Westlake)

- **Social Media:** @DanForOhio
- **Occupation:** Business Owner
- **Experience:** Harrington Moving; Operations Manager, Hannah Commercial Real Estate; Intern, U.S. Rep. Steve Stivers; U.S. Marine Corps
- **Education:** Cleveland State University
- **Campaign Committee:** The Committee To Elect Dan Harrington, 3161 Dover Center, Westlake, OH 44145
- **Website:** danforohio.com

DEMOCRATS SAY: No comment provided.

REPUBLICANS SAY: Harrington's hard work could make this race more competitive than people think.

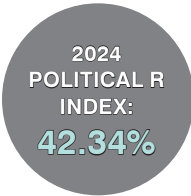
Political Landscape:

2022 Gubernatorial Results:

Mike DeWine (R)	49.92%
Nan Whaley (D)	50.08%

2020 Presidential Results:

Joe Biden (D)	59.41%
Donald Trump (R)	40.59%



Economic Profile:

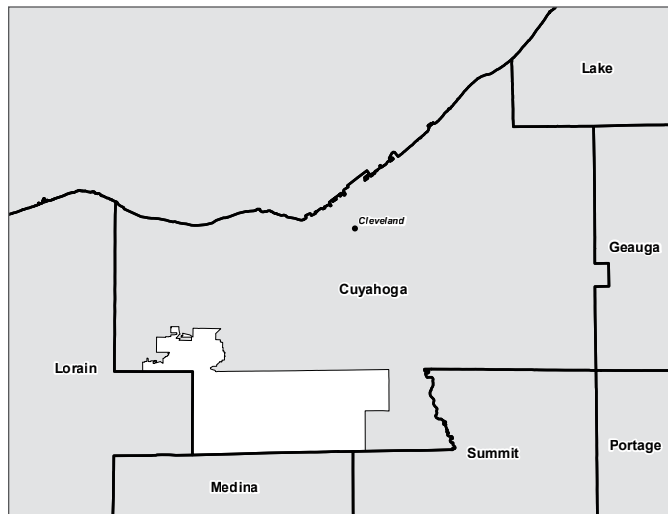
See pages 186 & 187 for comparative demographic data.

INDUSTRIES	Employment		Wages	
	# of Jobs	%	\$	%
Natural Resources & Mining	37	0.1%	\$2,032,968	0.1%
Construction	1,506	2.6%	\$118,975,789	2.9%
Manufacturing	2,562	4.4%	\$200,578,574	4.8%
Trade, Transportation, & Utilities	9,488	16.4%	\$446,384,851	10.7%
Information	2,242	3.9%	\$198,454,819	4.8%
Financial Activities	8,539	14.7%	\$996,130,165	24.0%
Professional & Business Services	9,817	16.9%	\$739,778,060	17.8%
Education & Health Services	13,917	24.0%	\$907,927,207	21.8%
Leisure & Hospitality	5,928	10.2%	\$224,477,825	5.4%
Other Services (except Public Administration)	1,801	3.1%	\$84,681,784	2.0%
Public Administration	2,142	3.7%	\$238,777,441	5.7%
TOTAL	57,979		\$4,158,199,483	



District Map:

House District 17 is contained within Senate District 24.



Political Landscape:

2022 Gubernatorial Results:

Mike DeWine (R)	61.42%
Nan Whaley (D)	38.58%

2020 Presidential Results:

Joe Biden (D)	47.14%
Donald Trump (R)	52.86%

2024
POLITICAL R
INDEX:
53.38%

Candidates:

JESSICA SUTHERLAND (D-Berea)

- **Social Media:**
- **Occupation:** Activist
- **Experience:** Homeless to Higher Ed; Producer
- **Campaign Committee:** Sutherland For Ohio, 331 Prospect St., Berea, OH 44017
- **Website:** sutherlandforohio.com

MIKE DOVILLA (R-Berea)

- **Social Media:** @mikedovilla
- **Occupation:** Nonprofit Executive
- **Experience:** U.S.S. Cleveland Legacy Foundation; Founder, President, The Grindstone Institute; Commander, U.S. Navy Reserve; Chief of Staff, U.S. Office of Personnel Management; Principal, The Dovilla Group7
- **Education:** B.A. Economics, Political Science, Baldwin Wallace University; M.P.A., American University; M.A. National Security, Strategic Studies, College of Naval Warfare; EdD, Education Policy, University of Illinois Urbana-Champaign
- **Campaign Committee:** Mike Dovilla For Ohio, 4679 Winterset Dr., Columbus, OH 43220
- **Website:** mikedovilla.com

DEMOCRATS SAY: No comment provided.

REPUBLICANS SAY: Looking forward to Mike Dovilla's return to the statehouse.

HOUSE

Economic Profile:

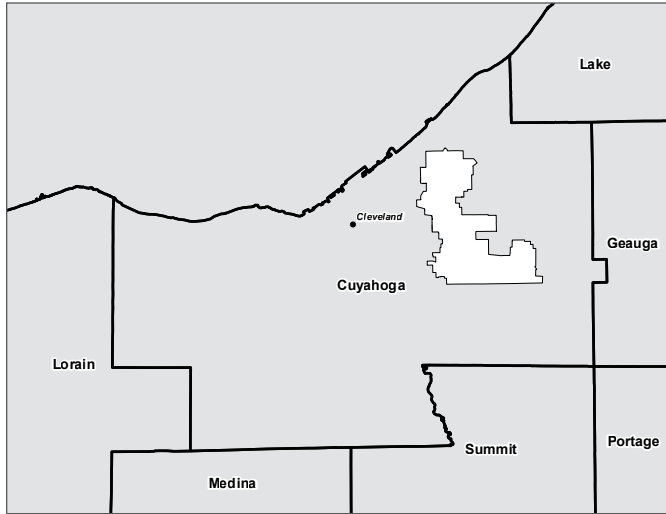
See pages 186 & 187 for comparative demographic data.

INDUSTRIES	Employment		Wages	
	# of Jobs	%	\$	%
Natural Resources & Mining	51	0.1%	\$2,567,163	0.1%
Construction	2,238	5.3%	\$176,804,658	6.7%
Manufacturing	4,849	11.5%	\$379,627,442	14.3%
Trade, Transportation, & Utilities	10,069	23.8%	\$489,627,315	18.4%
Information	609	1.4%	\$53,906,773	2.0%
Financial Activities	2,848	6.7%	\$317,032,426	11.9%
Professional & Business Services	4,075	9.6%	\$267,729,581	10.1%
Education & Health Services	9,172	21.7%	\$579,931,558	21.8%
Leisure & Hospitality	5,533	13.1%	\$222,014,605	8.4%
Other Services (except Public Administration)	2,289	5.4%	\$107,627,209	4.1%
Public Administration	550	1.3%	\$61,310,734	2.3%
TOTAL	42,283		\$2,658,179,464	



District Map:

House District 18 is contained within Senate District 21.



Candidates:

JUANITA BRENT (D-Cleveland) ★

- **Social Media:** @Juanita_Brent
- **Occupation:** Legislator
- **Experience:** Defense Finance and Accounting Services; Field Director, Ohio Democratic Party
- **Campaign Committee:** Friends Of Juanita Brent, 16804 Glendale Ave., Cleveland, OH 44128

JUSTYN ANDERSON (R-East Cleveland)

- **Occupation:** Community Activist
- **Experience:** Clerk, East Cleveland Council Assistant

DEMOCRATS SAY: No comment provided.

REPUBLICANS SAY: Republicans will keep an eye out here, Justyn case.

Political Landscape:

2022 Gubernatorial Results:

Mike DeWine (R)	18.32%
Nan Whaley (D)	81.68%

2020 Presidential Results:

Joe Biden (D)	89.87%
Donald Trump (R)	10.13%



Economic Profile:

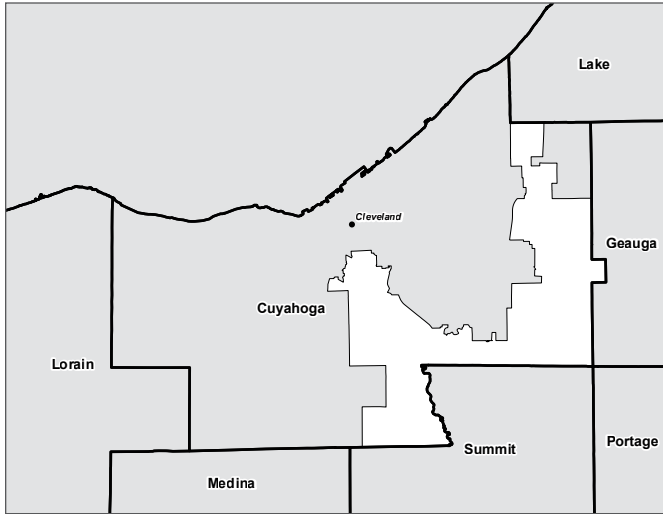
See pages 186 & 187 for comparative demographic data.

INDUSTRIES	Employment		Wages	
	# of Jobs	%	\$	%
Natural Resources & Mining	6	0.0%	\$506,639	0.0%
Construction	1,343	2.7%	\$106,098,595	3.0%
Manufacturing	2,082	4.2%	\$162,999,450	4.6%
Trade, Transportation, & Utilities	13,948	28.0%	\$781,455,359	22.1%
Information	641	1.3%	\$56,739,313	1.6%
Financial Activities	1,779	3.6%	\$176,295,210	5.0%
Professional & Business Services	9,925	20.0%	\$1,043,096,531	29.5%
Education & Health Services	12,915	26.0%	\$827,933,582	23.4%
Leisure & Hospitality	4,448	8.9%	\$173,495,612	4.9%
Other Services (except Public Administration)	1,415	2.8%	\$66,532,329	1.9%
Public Administration	1,238	2.5%	\$138,004,889	3.9%
TOTAL	49,740		\$3,533,157,509	



District Map:

House District 19 is contained within Senate District 18.



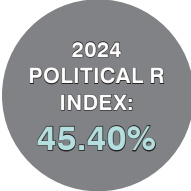
Political Landscape:

2022 Gubernatorial Results:

Mike DeWine (R)	53.06%
Nan Whaley (D)	46.94%

2020 Presidential Results:

Joe Biden (D)	55.85%
Donald Trump (R)	44.15%



Candidates:

PHIL ROBINSON (D-Solon) ★

- **Social Media:** @PhilRobinsonOH
- **Occupation:** Legislator
- **Experience:** Chief Impact Officer, Reading Partners; Managing Director and CEO, Education Board Partners; Senior Vice President, City Year
- **Education:** B.B.A. Finance, George Washington University; M.B.A. Case Western Reserve University
- **Memberships:** Gilmour Academy Board; United Black Fund Foundation; Teach for America Greater Cleveland
- **Campaign Committee:** Friends Of Phil Robinson, P.O. Box 39025, Solon, OH 44139
- **Website:** robinsonforohio.com

KENNY GODNAVEC (R-Highland Heights)

- **Occupation:** Owner, B&P Spring Production Company
- **Campaign Committee:** Citizens To Elect Kenny Godnavec, 678 Radford Dr., Highland Heights, OH 44143

DEMOCRATS SAY: No comment provided.

REPUBLICANS SAY: Godnavec is a hard working candidate and this is a sleeper race to watch.

HOUSE

Economic Profile:

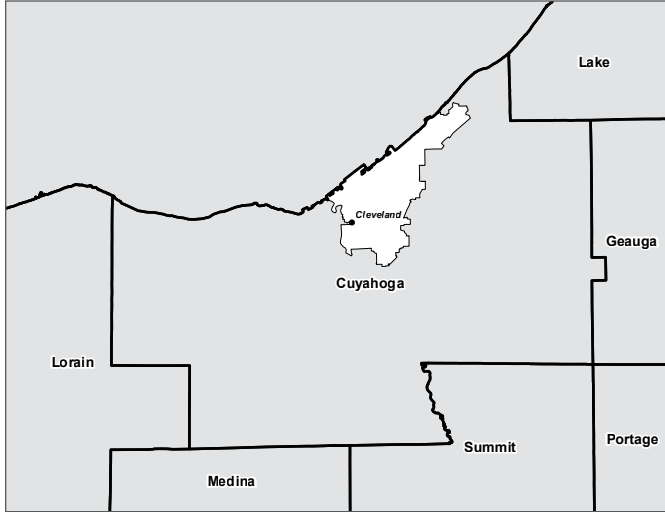
See pages 186 & 187 for comparative demographic data.

INDUSTRIES	Employment		Wages	
	# of Jobs	%	\$	%
Natural Resources & Mining	117	0.1%	\$8,208,401	0.1%
Construction	5,843	4.7%	\$461,603,940	5.2%
Manufacturing	19,183	15.4%	\$1,501,834,033	16.9%
Trade, Transportation, & Utilities	25,382	20.4%	\$1,609,713,814	18.1%
Information	2,064	1.7%	\$182,698,816	2.1%
Financial Activities	11,156	8.9%	\$1,244,401,632	14.0%
Professional & Business Services	30,292	24.3%	\$2,062,103,791	23.2%
Education & Health Services	17,415	14.0%	\$1,105,518,769	12.5%
Leisure & Hospitality	7,985	6.4%	\$328,630,206	3.7%
Other Services (except Public Administration)	3,308	2.7%	\$155,539,889	1.8%
Public Administration	1,944	1.6%	\$216,705,577	2.4%
TOTAL	124,689		\$8,876,958,868	



District Map:

House District 20 is contained within Senate District 23.



Political Landscape:

2022 Gubernatorial Results:

Mike DeWine (R)	21.65%
Nan Whaley (D)	78.35%

2020 Presidential Results:

Joe Biden (D)	89.07%
Donald Trump (R)	10.93%



Candidates:

TERRENCE UPCHURCH (D-Cleveland) ★

- **Social Media:** @tupchurch216
- **Occupation:** Legislator
- **Experience:** Collinwood & Nottingham Villages Development Corp.; Special Assistant, Cleveland City Council
- **Education:** B.A. Political Science and Government, Cleveland State University; Villanova University
- **Campaign Committee:** Friends To Elect Terrence Upchurch, 1426 Clearaire Rd., Cleveland, OH 44110

DONNA WALKER-BROWN (R-Cleveland)

- **Occupation:** Community Activist
- **Experience:** Executive Director, Cuyahoga County Republican Party
- **Education:** Central School of Practical Nursing
- **Campaign Committee:** Friends Of Committee To Elect Donna Walker-Brown For State Rep, 764 E. 92nd St., Cleveland, OH 44108

DEMOCRATS SAY: No comment provided.

REPUBLICANS SAY: Republicans are hoping for the best here, but not an easy seat to win.

Economic Profile:

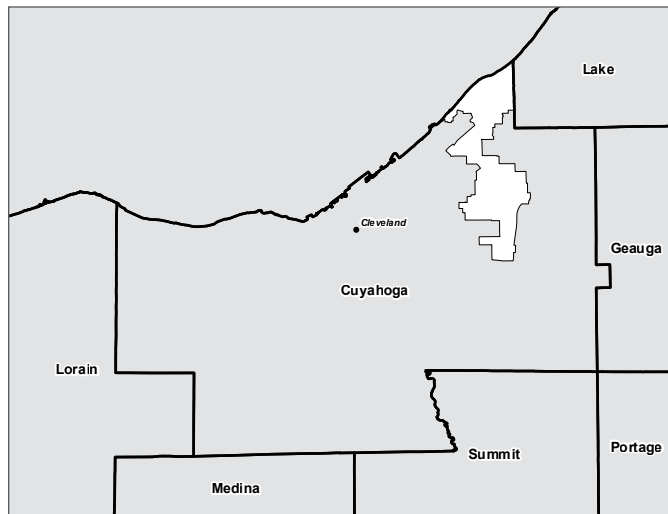
See pages 186 & 187 for comparative demographic data.

INDUSTRIES	Employment		Wages	
	# of Jobs	%	\$	%
Natural Resources & Mining	66	0.0%	\$3,833,761	0.0%
Construction	3,002	1.6%	\$237,161,565	1.7%
Manufacturing	9,433	5.0%	\$738,508,076	5.3%
Trade, Transportation, & Utilities	14,497	7.7%	\$908,556,741	6.5%
Information	3,814	2.0%	\$337,603,335	2.4%
Financial Activities	15,217	8.1%	\$1,770,993,156	12.6%
Professional & Business Services	33,894	18.1%	\$2,903,316,473	20.7%
Education & Health Services	83,081	44.4%	\$5,429,299,616	38.7%
Leisure & Hospitality	11,716	6.3%	\$579,263,994	4.1%
Other Services (except Public Administration)	4,251	2.3%	\$199,879,102	1.4%
Public Administration	8,269	4.4%	\$921,779,020	6.6%
TOTAL	187,240		\$14,030,194,839	



District Map:

House District 21 is contained within Senate District 21.



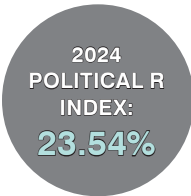
Political Landscape:

2022 Gubernatorial Results:

Mike DeWine (R)	32.14%
Nan Whaley (D)	67.86%

2020 Presidential Results:

Joe Biden (D)	78.18%
Donald Trump (R)	21.82%



Candidates:

ERIC SYNENBERG (D-Beachwood)

- **Social Media:** Facebook, Instagram, X @esyns
- **Occupation:** Attorney; Beachwood City Councilman
- **Experience:** Synenberg & Associates LLC; Deputy General Counsel, Ohio Treasurer of State
- **Education:** B.A. Political Science and Government, Miami University; J.D., Cleveland State University; LLM, University of Miami School of Law
- **Campaign Committee:** Citizens To Elect Eric Synenberg, 2429 Brian Dr., Beachwood, OH 44122
- **Website:** ericsynenberg.com

JOSHUA MALOVASIC (R-Euclid)

- **Social Media:** Facebook, Instagram, X @Malovasic4ohio
- **Occupation:** Student
- **Education:** Grove City College
- **Campaign Committee:** Malovasic For Ohio, 21631 Edgecliff Dr., Euclid, OH 44123
- **Website:** joshua4ohio.com

DEMOCRATS SAY: No comment provided.

REPUBLICANS SAY: A tough district, yes. But a good ballot name could make it interesting.

HOUSE

Economic Profile:

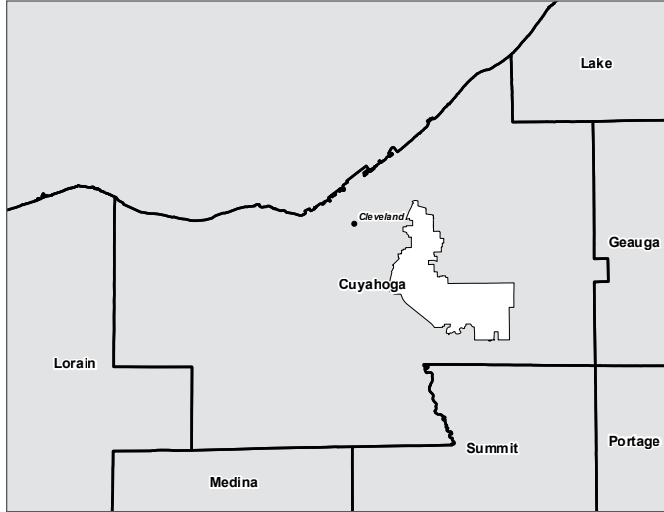
See pages 186 & 187 for comparative demographic data.

INDUSTRIES	Employment		Wages	
	# of Jobs	%	\$	%
Natural Resources & Mining	25	0.0%	\$2,110,997	0.1%
Construction	728	1.4%	\$57,512,865	1.8%
Manufacturing	5,136	10.1%	\$402,096,627	12.5%
Trade, Transportation, & Utilities	13,923	27.3%	\$723,406,201	22.5%
Information	563	1.1%	\$49,834,997	1.6%
Financial Activities	2,450	4.8%	\$238,888,831	7.4%
Professional & Business Services	6,317	12.4%	\$442,373,165	13.8%
Education & Health Services	14,998	29.4%	\$968,451,244	30.1%
Leisure & Hospitality	4,645	9.1%	\$177,764,418	5.5%
Other Services (except Public Administration)	1,456	2.9%	\$68,460,120	2.1%
Public Administration	772	1.5%	\$86,057,976	2.7%
TOTAL	51,013		\$3,216,957,440	



District Map:

House District 22 is contained within Senate District 21.



Candidates:

DARNELL BREWER (D-Cleveland) ★

- **Social Media:** @RepBrewer
- **Occupation:** Service Coordinator, Millennia Housing Management Ltd.
- **Experience:** Community Health Worker, MetroHealth System
- **Education:** B.A. Urban Planning, Cleveland State University; Master of Legal Studies, Cleveland State University
- **Campaign Committee:** Friends Of Darnell Brewer, 545 E. Town St., Columbus, OH 43215

MILAN WESLEY (R-Cleveland)

- **No data provided**

DEMOCRATS SAY: No comment provided.

REPUBLICANS SAY: You don't know how challenging some districts are for Republicans until you've walked a mile in their shoes.

Political Landscape:

2022 Gubernatorial Results:

Mike DeWine (R)	25.43%
Nan Whaley (D)	74.57%

2020 Presidential Results:

Joe Biden (D)	86.27%
Donald Trump (R)	13.73%



HOUSE

Economic Profile:

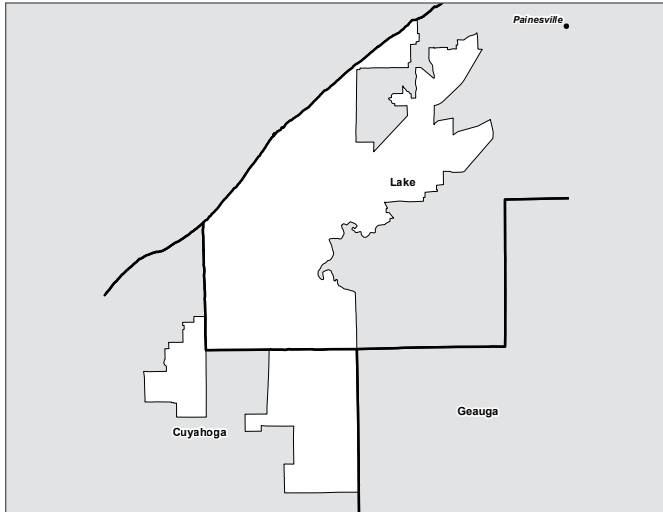
See pages 186 & 187 for comparative demographic data.

INDUSTRIES	Employment		Wages	
	# of Jobs	%	\$	%
Natural Resources & Mining	5	0.0%	\$251,683	0.0%
Construction	2,511	7.5%	\$198,371,982	9.3%
Manufacturing	3,635	10.8%	\$284,583,574	13.4%
Trade, Transportation, & Utilities	9,145	27.2%	\$499,677,402	23.5%
Information	557	1.7%	\$49,303,896	2.3%
Financial Activities	1,004	3.0%	\$90,473,526	4.3%
Professional & Business Services	3,934	11.7%	\$240,536,061	11.3%
Education & Health Services	9,301	27.6%	\$600,478,263	28.2%
Leisure & Hospitality	2,074	6.2%	\$66,672,604	3.1%
Other Services (except Public Administration)	1,006	3.0%	\$47,301,429	2.2%
Public Administration	481	1.4%	\$53,619,024	2.5%
TOTAL	33,653		\$2,131,269,445	



District Map:

House District 23 is contained within Senate District 18.



Political Landscape:

2022 Gubernatorial Results:

Mike DeWine (R)	58.92%
Nan Whaley (D)	41.08%

2020 Presidential Results:

Joe Biden (D)	49.58%
Donald Trump (R)	50.42%

2024
POLITICAL R
INDEX:
50.57%

Candidates:

DANIEL TROY (D-Willowick) ★

- **Social Media:** @Rep_Troy
- **Occupation:** Legislator
- **Experience:** Lake County Commissioner; State Representative; Willowick City Council; U.S. Army
- **Education:** B.A. Political Science, University of Dayton
- **Campaign Committee:** Citizens For Troy, 7690 Thorntail Ct., Concord Township, OH 44077
- **Website:** danieltroy.com

TONY HOCEVAR (R-Richmond Heights)

- **Social Media:**
- **Occupation:** Business Owner
- **Experience:** Vice President, Owner, Tuscan Tile & Design, Ltd.; Owner, Casablanca Builders; Educ. Service Center of Cuyahoga Cnty., Governing Board Mbr., Prior Pres.; U.S. Army
- **Education:** St. Joseph High; Lakeland College
- **Campaign Committee:** Friends Of Tony Hocevar, 4903 Swetland Blvd., Richmond Heights, OH 44143
- **Website:** hocevar4ohio.com

DEMOCRATS SAY: No comment provided.

REPUBLICANS SAY: What surprises are waiting for Dan Troy this election? We will soon find out.

Economic Profile:

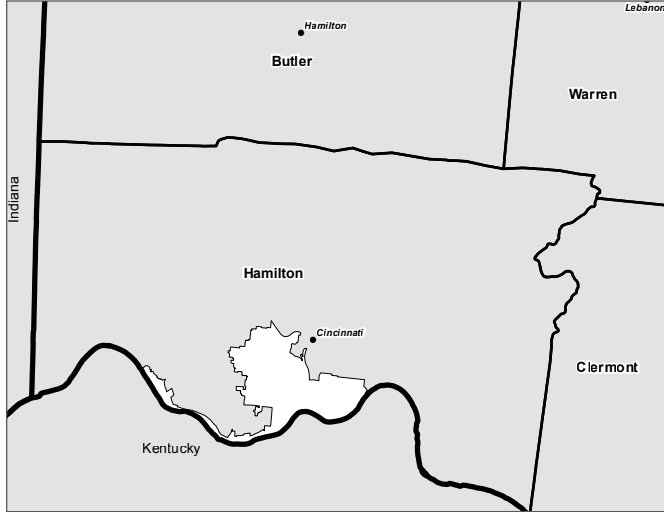
See pages 186 & 187 for comparative demographic data.

INDUSTRIES	Employment		Wages	
	# of Jobs	%	\$	%
Natural Resources & Mining	146	0.2%	\$7,777,142	0.2%
Construction	2,361	3.3%	\$161,257,900	4.1%
Manufacturing	12,552	17.4%	\$923,642,952	23.4%
Trade, Transportation, & Utilities	11,341	15.7%	\$586,648,979	14.8%
Information	549	0.8%	\$44,817,100	1.1%
Financial Activities	3,368	4.7%	\$338,664,625	8.6%
Professional & Business Services	20,166	27.9%	\$957,496,942	24.2%
Education & Health Services	12,058	16.7%	\$612,351,320	15.5%
Leisure & Hospitality	6,740	9.3%	\$162,349,367	4.1%
Other Services (except Public Administration)	1,692	2.3%	\$69,421,688	1.8%
Public Administration	1,191	1.7%	\$89,121,701	2.3%
TOTAL	72,164		\$3,953,549,714	



District Map:

House District 24 is contained within Senate District 9.



Political Landscape:

2022 Gubernatorial Results:

Mike DeWine (R)	33.95%
Nan Whaley (D)	66.05%

2020 Presidential Results:

Joe Biden (D)	74.62%
Donald Trump (R)	25.38%



Candidates:

DANI ISAACSOHN (D-Cincinnati) ★

- **Social Media:** @Isaacsohn
- **Occupation:** Founder, Cohear Co.
- **Experience:** Deputy Get Out the Vote Director, Hillary for America; Legal Intern, Obama Administration; White House Office of Legal Counsel; Field Organizer, Organizing for America
- **Education:** B.S., Georgetown University; Master of Philosophy, University of Cambridge; Yale Law School
- **Memberships:** Women of Cincy; Heartfelt Tidbits; Bonds of Union; Public Allies; Asylum Seeker Advocacy Project
- **Campaign Committee:** Friends Of Dani Isaacsohn, 545 E. Town St., Columbus, OH 43215
- **Website:** votedani.com

JOHN SESS (R-Cincinnati)

- **Social Media:** [Facebook icon]
- **Occupation:** Owner, Sess Boys Services
- **Experience:** Cincinnati Police Officer (retired); Westwood Civic Association
- **Education:** A.S. Law Enforcement, University of Cincinnati; A.S. Aviation Maintenance, Cincinnati State College
- **Campaign Committee:** Sess for Ohio, 3306 Hildreth Ave., Cincinnati, OH 45211

DEMOCRATS SAY: No comment provided.

REPUBLICANS SAY: Survey says this will be a difficult-to-win district for the GOP.

Economic Profile:

See pages 186 & 187 for comparative demographic data.

INDUSTRIES	Employment		Wages	
	# of Jobs	%	\$	%
Natural Resources & Mining	71	0.1%	\$4,004,051	0.1%
Construction	2,011	1.9%	\$147,471,017	1.7%
Manufacturing	6,083	5.9%	\$600,371,598	6.8%
Trade, Transportation, & Utilities	10,195	9.8%	\$684,548,407	7.8%
Information	4,891	4.7%	\$363,173,326	4.1%
Financial Activities	13,524	13.0%	\$1,286,713,426	14.6%
Professional & Business Services	34,420	33.1%	\$3,677,711,947	41.8%
Education & Health Services	13,560	13.0%	\$858,957,228	9.8%
Leisure & Hospitality	10,743	10.3%	\$525,105,413	6.0%
Other Services (except Public Administration)	2,142	2.1%	\$100,535,777	1.1%
Public Administration	6,318	6.1%	\$559,802,708	6.4%
TOTAL	103,958		\$8,808,394,898	

COUNTY COMMISSIONERS ASSOCIATION OF OHIO

POLICY TEAM



Cheryl Subler
Executive Director



Nick Ciolli
Research Analyst



Jon Honeck
Senior Policy Analyst



James Kennedy
Policy Analyst



Kyle Petty
Managing Director of Policy



Rachel Reedy
Outreach & Member Engagement Manager

209 East State St. | Columbus, OH 43215 | 614-221-5627 | ccao.org



GOVERNMENTAL POLICY GROUP, INC. RH RESOURCES



LEGISLATIVE AND EXECUTIVE BRANCH CONSULTANTS REPRESENTING:

Manufacturing ★ Professional Services ★ Independent Business ★ Professional Associations ★ Local Elected Officials

"Our mission is to provide ethical and effective representation for our clients to preserve and enhance their success."



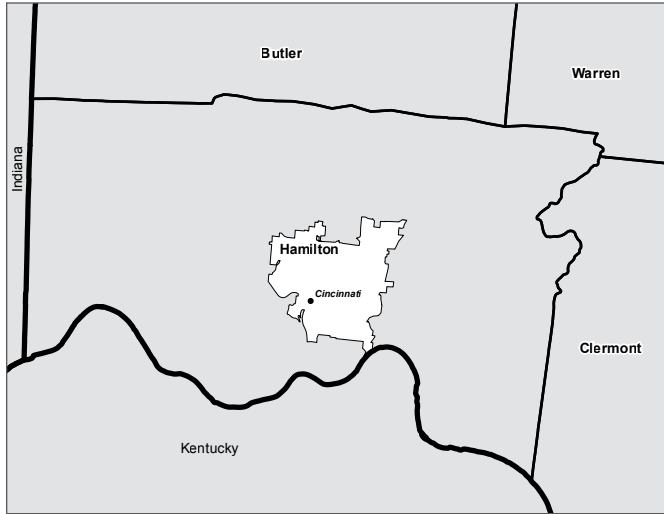
From left to right: Michael Guastella, Brooke Cheney, Sydney Sanders, Matthew Whitehead, Kelsey Woolard, Victor Hipsley, Aubrey Spencer, Richard Hillis, Ronnie Romito

17 S High Street, Suite 245, Columbus, Ohio 43215 | (614) 461-9335 | gpgrhr.com



District Map:

House District 25 is contained within Senate District 9.



Political Landscape:

2022 Gubernatorial Results:

Mike DeWine (R)	22.73%
Nan Whaley (D)	77.27%

2020 Presidential Results:

Joe Biden (D)	84.16%
Donald Trump (R)	15.84%



Candidates:

CECIL THOMAS (D-Cincinnati) ★

- **Social Media:** @Thomas4Ohio
- **Occupation:** Legislator
- **Experience:** Police Officer; Cincinnati City Council; Executive Director, Cincinnati Human Relations Commission
- **Education:** Associate's, University of Cincinnati
- **Memberships:** Fraternal Order of Police; Sentinel Police Association; Masonic Gothic Lodge 121; Greater Cincinnati Chapter, National Action Network
- **Campaign Committee:** Citizens For Cecil Thomas, 545 E. Town St., Columbus, OH 43215
- **Website:** cecilforcincinnati.com

JIM BERNIS (R-Cincinnati)

- **Social Media:** @Jim_Bernis
- **Occupation:** Owner, Jim Bernis Company
- **Experience:** Executive Director, Republicans for Cincinnati; President, Gold Card Company; Manager, DAAP Workshop, University of Cincinnati
- **Education:** LaSalle High School; Thomas More University

DEMOCRATS SAY: No comment provided.

REPUBLICANS SAY: Republicans are hopeful that JD Vance will make a difference for down-ticket Republicans in Hamilton County.

Economic Profile:

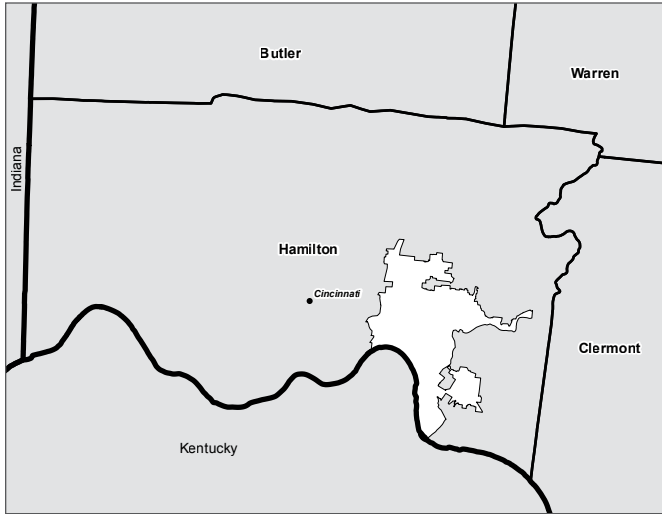
See pages 186 & 187 for comparative demographic data.

INDUSTRIES	Employment		Wages	
	# of Jobs	%	\$	%
Natural Resources & Mining	27	0.0%	\$1,253,433	0.0%
Construction	4,249	4.6%	\$311,588,439	4.8%
Manufacturing	6,284	6.9%	\$620,209,620	9.6%
Trade, Transportation, & Utilities	7,643	8.3%	\$516,533,797	8.0%
Information	167	0.2%	\$12,400,316	0.2%
Financial Activities	2,688	2.9%	\$243,684,237	3.8%
Professional & Business Services	8,444	9.2%	\$952,066,460	14.7%
Education & Health Services	54,503	59.5%	\$3,463,281,010	53.6%
Leisure & Hospitality	4,467	4.9%	\$128,475,339	2.0%
Other Services (except Public Administration)	1,510	1.6%	\$70,872,560	1.1%
Public Administration	1,663	1.8%	\$147,349,146	2.3%
TOTAL	91,645		\$6,467,714,358	



District Map:

House District 26 is contained within Senate District 9.



Candidates:

SEDRICK DENSON (D-Cincinnati) ★

- **Social Media:** @SedrickDenson
- **Occupation:** Legislator
- **Experience:** Southwest Director, Ohio Environmental Council; Chief of Staff, Cincinnati Councilman Wendell Young; Southwest Ohio Outreach Director, For Ohio's Future Action Fund
- **Education:** B.A. Organizational Leadership, University of Cincinnati
- **Campaign Committee:** Citizens For Denson, 545 E. Town St., Columbus, OH 43215
- **Website:** ohiohouse.gov/members/sedrick-denson

JOHN BREADON (R-Norwood)

- **Occupation:** Norwood City Councilman

DEMOCRATS SAY: No comment provided.

REPUBLICANS SAY: An uphill climb for Republicans in this Cincinnati-area district.

Political Landscape:

2022 Gubernatorial Results:

Mike DeWine (R)	36.56%
Nan Whaley (D)	63.44%

2020 Presidential Results:

Joe Biden (D)	71.56%
Donald Trump (R)	28.44%



Economic Profile:

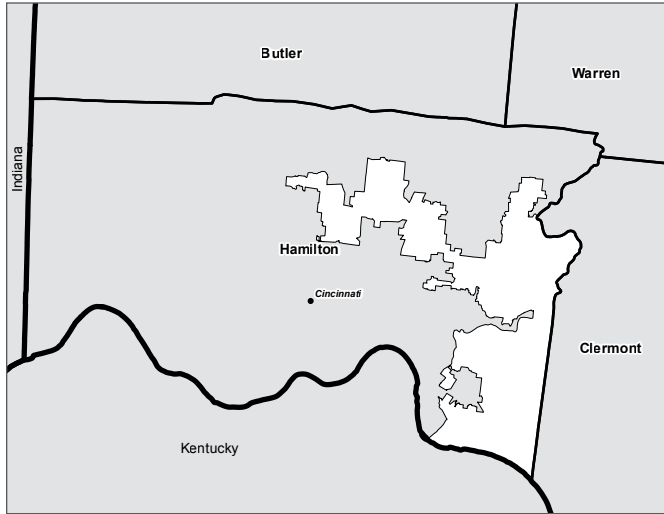
See pages 186 & 187 for comparative demographic data.

INDUSTRIES	Employment		Wages	
	# of Jobs	%	\$	%
Natural Resources & Mining	4	0.0%	\$185,694	0.0%
Construction	3,197	5.6%	\$234,442,984	5.7%
Manufacturing	6,089	10.7%	\$600,963,778	14.7%
Trade, Transportation, & Utilities	9,109	16.0%	\$491,188,240	12.0%
Information	1,063	1.9%	\$78,931,353	1.9%
Financial Activities	6,981	12.2%	\$676,245,918	16.5%
Professional & Business Services	10,636	18.6%	\$936,422,435	22.9%
Education & Health Services	10,769	18.9%	\$673,627,755	16.5%
Leisure & Hospitality	6,307	11.0%	\$227,055,019	5.6%
Other Services (except Public Administration)	2,184	3.8%	\$102,507,066	2.5%
Public Administration	761	1.3%	\$67,427,962	1.7%
TOTAL	57,100		\$4,088,998,202	



District Map:

House District 27 is contained within Senate District 8.



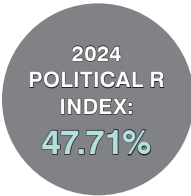
Political Landscape:

2022 Gubernatorial Results:

Mike DeWine (R)	53.76%
Nan Whaley (D)	46.24%

2020 Presidential Results:

Joe Biden (D)	55.97%
Donald Trump (R)	44.03%



Candidates:

RACHEL BAKER (D-Cincinnati) ★

- **Social Media:** @reprachelbaker
- **Occupation:** Nurse Researcher, TriHealth
- **Experience:** Adjunct Professor, University of Cincinnati; Adjunct Instructor, Xavier University, Mount St. Joseph University; Research Associate, Cincinnati Children's Hospital Medical Center
- **Education:** BSN, University of Cincinnati; MSW Social Work, University of Michigan; Ph.D. Nursing Research, University of Cincinnati
- **Campaign Committee:** Friends Of Rachel Baker, 7807 Asbury Hills Dr., Cincinnati, OH 45255
- **Website:** voterachelbaker.com

CURT HARTMAN (R-Cincinnati)

- **Social Media:** @HartmanOH87
- **Occupation:** Attorney
- **Experience:** Judge, Hamilton County Common Pleas Court; U.S. Navy
- **Education:** B.S., U.S. Naval Academy; M.A., Georgetown University; J.D., Vanderbilt Law School
- **Campaign Committee:** Hartman Campaign Committee, 7305 Tangleridge Dr., Cincinnati, OH 45243
- **Website:** votehartman.com

DEMOCRATS SAY: No comment provided.

REPUBLICANS SAY: Hartman will be a hard man to beat this November.

Economic Profile:

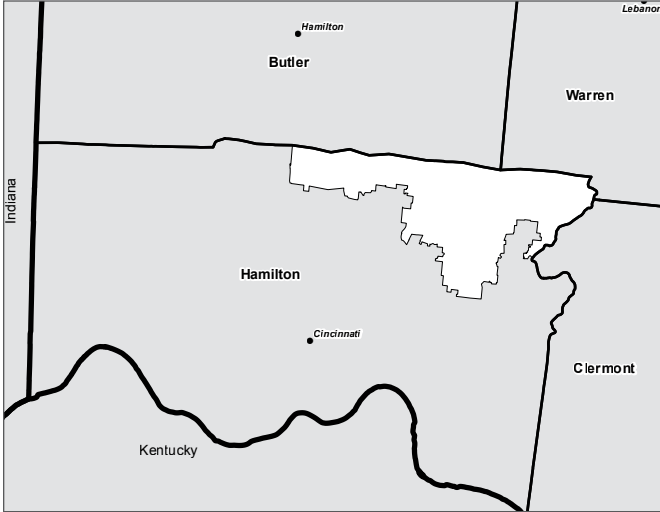
See pages 186 & 187 for comparative demographic data.

INDUSTRIES	Employment		Wages	
	# of Jobs	%	\$	%
Natural Resources & Mining	117	0.3%	\$5,549,541	0.2%
Construction	2,861	7.2%	\$209,803,371	7.5%
Manufacturing	5,019	12.6%	\$495,358,384	17.8%
Trade, Transportation, & Utilities	7,910	19.8%	\$460,082,333	16.5%
Information	272	0.7%	\$20,196,922	0.7%
Financial Activities	1,248	3.1%	\$110,712,675	4.0%
Professional & Business Services	4,925	12.3%	\$503,735,048	18.1%
Education & Health Services	9,583	24.0%	\$601,354,408	21.6%
Leisure & Hospitality	5,699	14.3%	\$242,343,256	8.7%
Other Services (except Public Administration)	1,604	4.0%	\$75,284,494	2.7%
Public Administration	666	1.7%	\$59,010,542	2.1%
TOTAL	39,904		\$2,783,430,975	



District Map:

House District 28 is contained within Senate District 7.



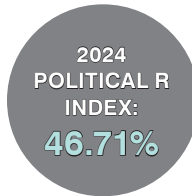
Political Landscape:

2022 Gubernatorial Results:

Mike DeWine (R)	53.54%
Nan Whaley (D)	46.46%

2020 Presidential Results:

Joe Biden (D)	56.78%
Donald Trump (R)	43.22%



Candidates:

KAREN BROWNLEE (D-Cincinnati)

- **Social Media:**
- **Occupation:** Social Worker
- **Experience:** Clinical Training, Development Manager, Best Point; Mental Health Therapist, Talbert House
- **Education:** B.A. Russian Language and Literature, University of Michigan; M.S.W., Northern Kentucky University
- **Campaign Committee:** Friends For Karen Brownlee, 8417 Preakness Ln., Cincinnati, OH 45249
- **Website:** votekarenbrownlee.com

JENN GIROUX (R-Cincinnati)

- **Social Media:**
- **Occupation:** Owner, Catholic Shop; Registered Nurse
- **Campaign Committee:** Giroux For Ohio, 7017 Miami Ave., Cincinnati, OH 45243
- **Website:** americafirstmom.com

DEMOCRATS SAY: No comment provided.

REPUBLICANS SAY: Democrats just Giroux a tough opponent in this “mom on a mission.”

HOUSE

Economic Profile:

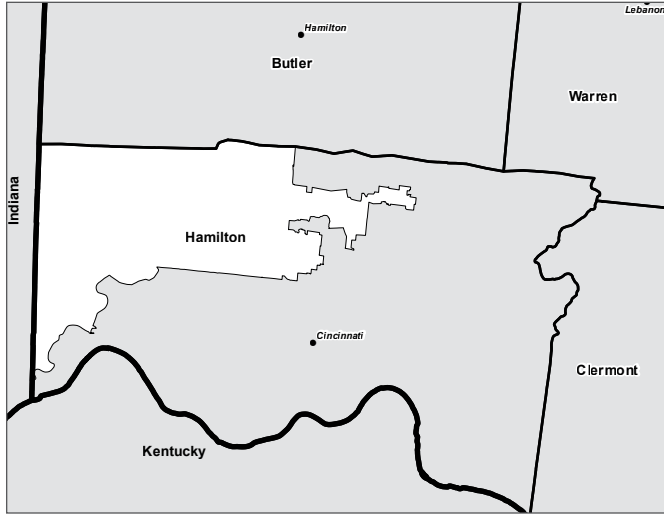
See pages 186 & 187 for comparative demographic data.

INDUSTRIES	Employment		Wages	
	# of Jobs	%	\$	%
Natural Resources & Mining	28	0.0%	\$2,165,173	0.0%
Construction	6,612	4.4%	\$484,872,384	4.4%
Manufacturing	18,524	12.4%	\$1,828,256,367	16.6%
Trade, Transportation, & Utilities	32,166	21.5%	\$1,997,294,132	18.1%
Information	3,168	2.1%	\$235,234,737	2.1%
Financial Activities	13,788	9.2%	\$1,289,374,384	11.7%
Professional & Business Services	35,473	23.7%	\$2,994,751,806	27.1%
Education & Health Services	25,398	16.9%	\$1,611,951,635	14.6%
Leisure & Hospitality	9,768	6.5%	\$327,899,451	3.0%
Other Services (except Public Administration)	3,955	2.6%	\$185,629,784	1.7%
Public Administration	970	0.6%	\$85,946,285	0.8%
TOTAL	149,850		\$11,043,376,136	



District Map:

House District 29 is contained within Senate District 8.



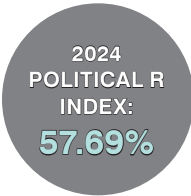
Political Landscape:

2022 Gubernatorial Results:

Mike DeWine (R)	64.70%
Nan Whaley (D)	35.30%

2020 Presidential Results:

Joe Biden (D)	44.45%
Donald Trump (R)	55.55%



Candidates:

CINDY ABRAMS (R-Harrison) ★

- **Social Media:** @AbramsforOhio
- **Occupation:** Legislator
- **Experience:** Harrison City Council; Police Officer, Cincinnati
- **Education:** B.S. Criminal Justice, Indiana University
- **Campaign Committee:** Abrams For Ohio, 92 Fawn Dr., Harrison, OH 45030
- **Website:** abramsforohio.com

JOE SALVATO (D-Cincinnati)

- **Social Media:**
- **Occupation:** Retired; Environmental Activist
- **Experience:** Protective Service Case Worker, West Virginia Department of Welfare; Accountant; W.R. Grace & Co.; PotashCorp
- **Education:** B.S. Psychology, Duke University; B.B.A. Marshall University
- **Campaign Committee:** Friends Of Salvato, 7892 E. Miami River Rd., Cincinnati, OH 45247
- **Website:** joesalvato29.com

DEMOCRATS SAY: No comment provided.

REPUBLICANS SAY: Another two years for this law-and-order Republican.

Economic Profile:

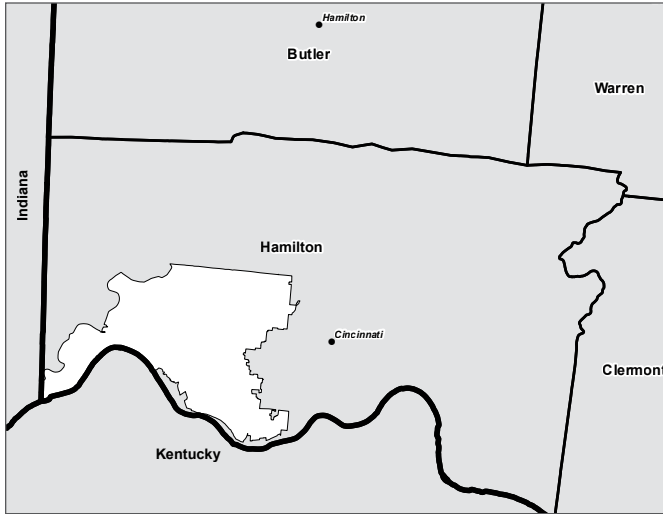
See pages 186 & 187 for comparative demographic data.

INDUSTRIES	Employment		Wages	
	# of Jobs	%	\$	%
Natural Resources & Mining	180	0.5%	\$11,738,822	0.5%
Construction	3,327	9.4%	\$243,976,168	10.9%
Manufacturing	3,528	10.0%	\$348,201,709	15.6%
Trade, Transportation, & Utilities	8,201	23.2%	\$417,046,457	18.7%
Information	215	0.6%	\$15,964,479	0.7%
Financial Activities	1,021	2.9%	\$89,371,083	4.0%
Professional & Business Services	3,318	9.4%	\$261,254,979	11.7%
Education & Health Services	8,159	23.0%	\$498,517,580	22.3%
Leisure & Hospitality	5,431	15.3%	\$217,877,535	9.8%
Other Services (except Public Administration)	1,232	3.5%	\$57,824,499	2.6%
Public Administration	803	2.3%	\$71,149,347	3.2%
TOTAL	35,415		\$2,232,922,657	



District Map:

House District 30 is contained within Senate District 8.



Political Landscape:

2022 Gubernatorial Results:

Mike DeWine (R)	75.50%
Nan Whaley (D)	24.50%

2020 Presidential Results:

Joe Biden (D)	31.85%
Donald Trump (R)	68.15%

2024
POLITICAL R
INDEX:
70.21%

Candidates:

STEFANIE HAWK (D-Cincinnati)

- **Social Media:** @HawkForOhio
- **Occupation:** Designer; Cheviot City Councilwoman
- **Experience:** Senior Designer/Project Director, BDR Design Group
- **Education:** B.S. Interior Design, University of Cincinnati
- **Memberships:** Cheviot Historical Society; Cheviot Business Alliance; Cheviot Police Association; Cheviot Eagles
- **Campaign Committee:** Stefanie Hawk For Statehouse, 3616 Herbert Ave., Cincinnati, OH 45211
- **Website:** vote4hawk.com

MIKE ODIOSO (R-Cincinnati)

- **Social Media:** @MikeOdioso
- **Occupation:** Social Studies Teacher
- **Experience:** St. Xavier High School; Alternate Commissioner, Hamilton County Board of Zoning Appeal; Co-Founder, Advocate, Ohio Coalition for Person Centered Planning
- **Education:** B.A. History, University of Cincinnati; J.D., University of Cincinnati; M.Ed., Mount St. Joseph University
- **Campaign Committee:** Mike Odioso For Ohio, 3641 Brentwood Ave., Cincinnati, OH 45208
- **Website:** odiosoforohio.com

DEMOCRATS SAY: No comment provided.

REPUBLICANS SAY: Odioso will keep this solid red district in Republican hands.

Economic Profile:

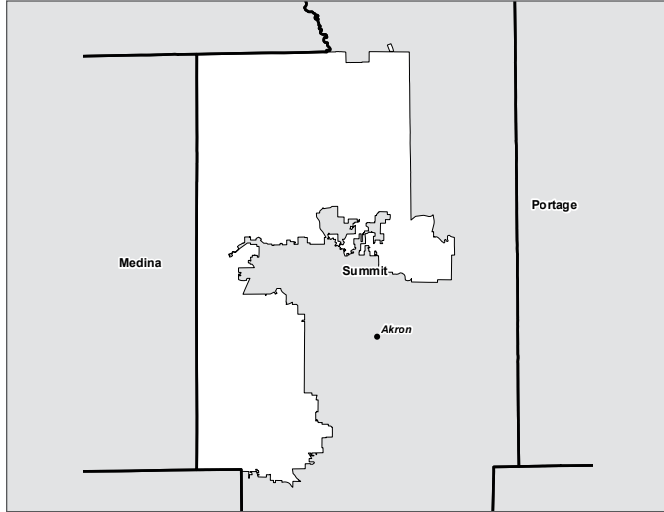
See pages 186 & 187 for comparative demographic data.

INDUSTRIES	Employment		Wages	
	# of Jobs	%	\$	%
Natural Resources & Mining	47	0.2%	\$2,457,230	0.2%
Construction	1,680	7.1%	\$123,198,065	8.6%
Manufacturing	1,235	5.2%	\$121,890,338	8.6%
Trade, Transportation, & Utilities	4,349	18.4%	\$217,680,627	15.3%
Information	58	0.2%	\$4,306,697	0.3%
Financial Activities	1,211	5.1%	\$115,695,915	8.1%
Professional & Business Services	1,535	6.5%	\$127,472,016	8.9%
Education & Health Services	7,929	33.6%	\$493,173,357	34.6%
Leisure & Hospitality	4,083	17.3%	\$129,556,517	9.1%
Other Services (except Public Administration)	1,024	4.3%	\$48,061,921	3.4%
Public Administration	479	2.0%	\$42,441,516	3.0%
TOTAL	23,630		\$1,425,934,197	



District Map:

House District 31 is contained within Senate District 27.



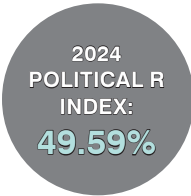
Political Landscape:

2022 Gubernatorial Results:

Mike DeWine (R)	56.79%
Nan Whaley (D)	43.21%

2020 Presidential Results:

Joe Biden (D)	50.44%
Donald Trump (R)	49.56%



Candidates:

BILL ROEMER (R-Richfield) ★

- **Social Media:** @RoemerBill
- **Occupation:** CPA
- **Experience:** Summit County Council; Vice President Board of Governors, Summit Educational Service Center; Sales Director, AT&T
- **Education:** B.S. Accounting, Case Western Reserve University; M.B.A Finance, Case Western Reserve University
- **Campaign Committee:** Committee To Elect Bill Roemer, 3616 Southern Rd., Richfield, OH 44286
- **Website:** billroemer.com

A.J. HARRIS (D-Cuyahoga Falls)

- **Social Media:** @AJHarrisOH
- **Occupation:** Job Developer, Creative Rehab; Cuyahoga Falls City Schools Board of Education
- **Education:** B.A. History, Business Law, Miami University; M.Ed, Walsh University
- **Campaign Committee:** Aj Harris For Ohio, 1578 2nd St., Cuyahoga Falls, OH 44221
- **Website:** ajforohio.com

DEMOCRATS SAY: No comment provided.

REPUBLICANS SAY: Democrats can try all they want, but Bill Roemer is winning this race.

Economic Profile:

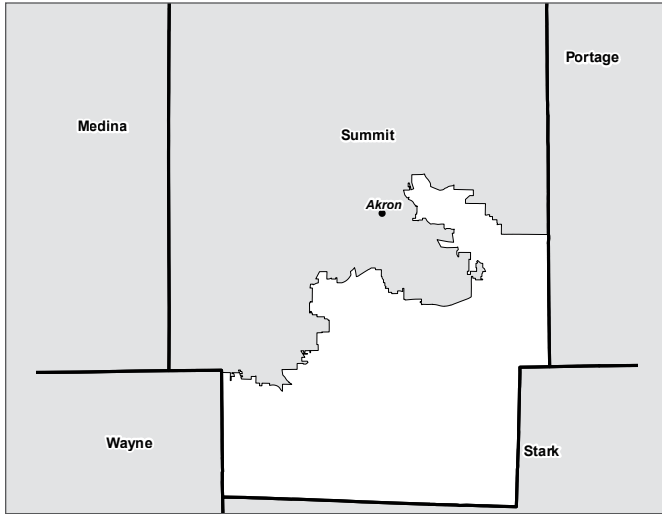
See pages 186 & 187 for comparative demographic data.

INDUSTRIES	Employment		Wages	
	# of Jobs	%	\$	%
Natural Resources & Mining	202	0.4%	\$7,042,498	0.2%
Construction	3,024	5.4%	\$230,896,153	7.3%
Manufacturing	6,248	11.1%	\$424,576,063	13.4%
Trade, Transportation, & Utilities	12,943	23.0%	\$659,221,482	20.7%
Information	846	1.5%	\$39,028,897	1.2%
Financial Activities	2,915	5.2%	\$252,132,627	7.9%
Professional & Business Services	8,999	16.0%	\$590,800,566	18.6%
Education & Health Services	11,908	21.2%	\$682,981,571	21.5%
Leisure & Hospitality	6,724	11.9%	\$159,510,151	5.0%
Other Services (except Public Administration)	1,529	2.7%	\$60,166,617	1.9%
Public Administration	957	1.7%	\$71,849,295	2.3%
TOTAL	56,295		\$3,178,205,921	



District Map:

House District 32 is contained within Senate District 28.



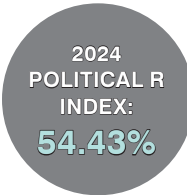
Political Landscape:

2022 Gubernatorial Results:

Mike DeWine (R)	62.77%
Nan Whaley (D)	37.23%

2020 Presidential Results:

Joe Biden (D)	44.14%
Donald Trump (R)	55.86%



Candidates:

JIM COLOPY (D-Richfield)

- **Social Media:** @JimColopy
- **Experience:** Green Councilman; Stark County Community Action Agency; Summit County Executive's Office
- **Campaign Committee:** Colopy For Ohio, 1393 Beechnut Dr., Akron, OH 44312
- **Website:** colopyforohio.com

JACK DANIELS (R-Akron)

- **Social Media:** [Facebook icon]
- **Occupation:** President, Kandel Transport, Inc.; New Franklin Councilman
- **Education:** Kent State University; University of Akron
- **Memberships:** Chairman, Manchester Education Foundation
- **Campaign Committee:** Elect Jack Daniels, 134 W. Nimisila Rd., New Franklin, OH 44319
- **Website:** electjackdaniels.com

DEMOCRATS SAY: No comment provided.

REPUBLICANS SAY: Democrats won't have a shot in this district.

Economic Profile:

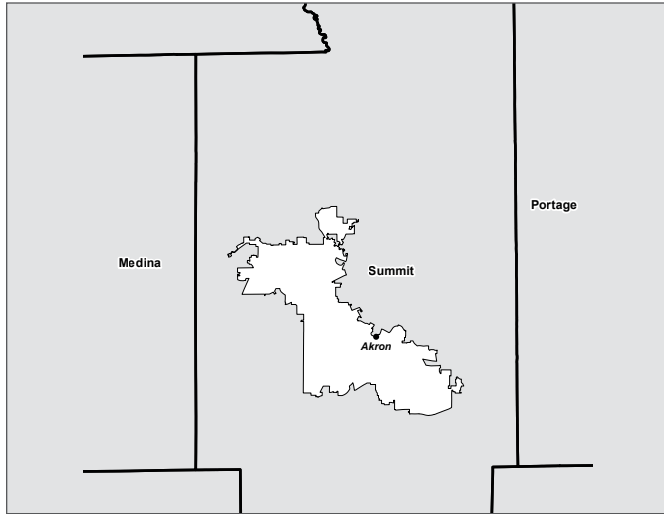
See pages 186 & 187 for comparative demographic data.

INDUSTRIES	Employment		Wages	
	# of Jobs	%	\$	%
Natural Resources & Mining	125	0.3%	\$6,300,651	0.3%
Construction	3,071	7.2%	\$234,484,817	9.8%
Manufacturing	5,194	12.2%	\$352,952,636	14.8%
Trade, Transportation, & Utilities	11,400	26.8%	\$573,134,442	24.0%
Information	174	0.4%	\$8,027,220	0.3%
Financial Activities	1,276	3.0%	\$106,265,690	4.4%
Professional & Business Services	8,206	19.3%	\$534,639,600	22.4%
Education & Health Services	6,886	16.2%	\$391,451,293	16.4%
Leisure & Hospitality	4,424	10.4%	\$102,677,337	4.3%
Other Services (except Public Administration)	1,385	3.3%	\$54,500,173	2.3%
Public Administration	360	0.8%	\$27,027,948	1.1%
TOTAL	42,501		\$2,391,461,807	



District Map:

House District 33 is contained within Senate District 28.



Candidates:

VERONICA SIMS (D-Akron) ★

- **Social Media:**
- **Occupation:** Legislator; Community Outreach, Stewart and Calhoun Funeral and Cremation Service
- **Experience:** Summit County Council; Board, Akron Public Schools; Executive Director, Ohio Legislative Black Caucus; Akron Summit Community Action; Regional Manager, Adult Services; Summit County Board of Developmental Disabilities
- **Education:** B.A. Criminal Justice, Political Science, University of Akron; M.P.A., University of Akron
- **Campaign Committee:** Committee To Elect Veronica Sims, 396 Briarwood Dr., Akron, OH 44320

UNOPPOSED

DEMOCRATS SAY: No comment provided.

REPUBLICANS SAY: No comment provided.

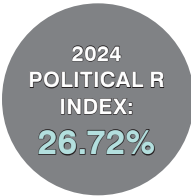
Political Landscape:

2022 Gubernatorial Results:

Mike DeWine (R)	34.43%
Nan Whaley (D)	65.57%

2020 Presidential Results:

Joe Biden (D)	73.90%
Donald Trump (R)	26.10%



Economic Profile:

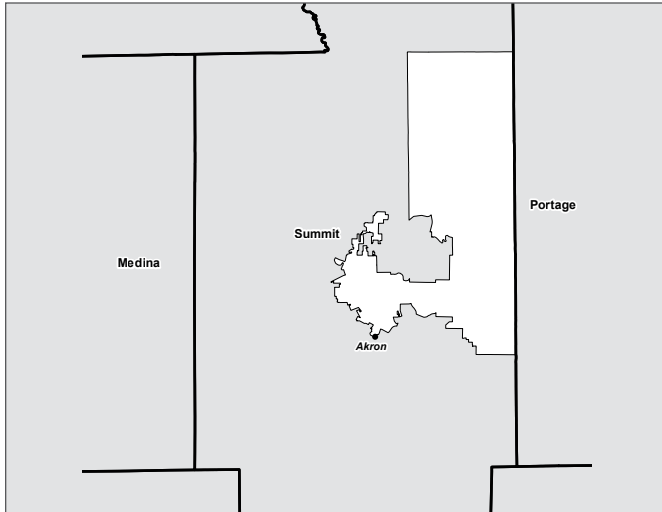
See pages 186 & 187 for comparative demographic data.

INDUSTRIES	Employment		Wages	
	# of Jobs	%	\$	%
Natural Resources & Mining	35	0.0%	\$2,376,338	0.1%
Construction	1,484	1.9%	\$113,310,149	2.4%
Manufacturing	3,621	4.7%	\$246,061,127	5.1%
Trade, Transportation, & Utilities	9,571	12.5%	\$500,318,185	10.4%
Information	1,380	1.8%	\$63,664,158	1.3%
Financial Activities	4,127	5.4%	\$358,703,027	7.4%
Professional & Business Services	15,371	20.0%	\$1,277,956,252	26.5%
Education & Health Services	30,593	39.9%	\$1,767,462,954	36.6%
Leisure & Hospitality	4,416	5.8%	\$105,820,807	2.2%
Other Services (except Public Administration)	1,855	2.4%	\$72,994,817	1.5%
Public Administration	4,242	5.5%	\$318,479,322	6.6%
TOTAL	76,695		\$4,827,147,137	



District Map:

House District 34 is contained within Senate District 28.



Political Landscape:

2022 Gubernatorial Results:

Mike DeWine (R)	53.84%
Nan Whaley (D)	46.16%

2020 Presidential Results:

Joe Biden (D)	54.90%
Donald Trump (R)	45.10%

2024
POLITICAL R
INDEX:
46.60%

Candidates:

DERRICK HALL (D-Akron)

- **Social Media:**
- **Occupation:** Assistant Vice President, Accountable Care and Payment Innovation, Integra Connect
- **Experience:** Summa Health; Sentara Healthcare; Riverside Health System; Regional Operations Compliance Officer, Walmart; Private Practice; Pharmacist; Judge Advocate General Officer, U.S. Army Reserve
- **Education:** B.S. Chemistry, University of Akron; Pharm.D., Ohio State University; J.D., Ohio State University; M.B.A., Ohio State University; M.S., Harvard Medical School
- **Campaign Committee:** Derrick Hall For Ohio, 844 Merriman Rd., Akron, OH 44303
- **Website:** derrickhallforohio.com

ADAM BOZIC (R-Tallmadge)

- **Social Media:**
- **Occupation:** President, Tallmadge City Council/Owner, Classic Shine LLC
- **Experience:** Assistant Parks and Recreation Superintendent, City of Tallmadge; Director of Operations, International Soap Box Derby; U.S. Marines
- **Education:** B.S. Sports Studies, University of Akron; M.S. Sports Administration, University of Akron
- **Campaign Committee:** Bozic For Office, 188 Washington Rd., Tallmadge, OH 44278
- **Website:** bozicforoffice.com

DEMOCRATS SAY: No comment provided.

REPUBLICANS SAY: This is a competitive seat that House Rs will be watching this fall.

Economic Profile:

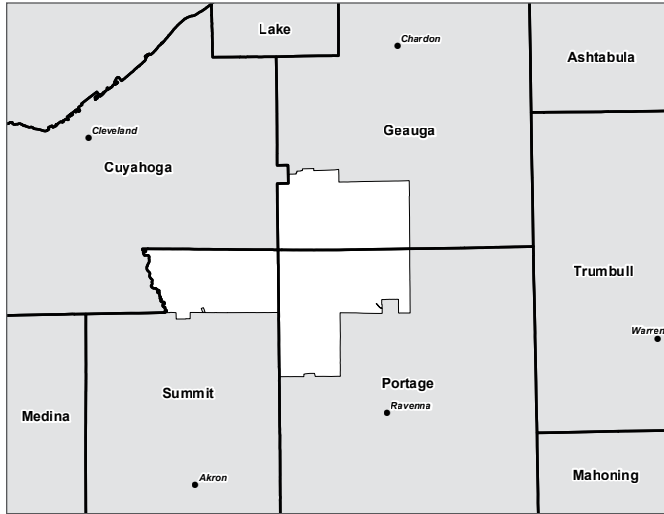
See pages 186 & 187 for comparative demographic data.

INDUSTRIES	Employment		Wages	
	# of Jobs	%	\$	%
Natural Resources & Mining	14	0.0%	\$521,113	0.0%
Construction	2,332	4.7%	\$178,058,806	6.2%
Manufacturing	5,220	10.6%	\$354,719,438	12.4%
Trade, Transportation, & Utilities	12,256	24.8%	\$623,670,676	21.8%
Information	1,125	2.3%	\$51,900,128	1.8%
Financial Activities	1,871	3.8%	\$151,002,358	5.3%
Professional & Business Services	9,203	18.7%	\$699,321,204	24.4%
Education & Health Services	9,839	19.9%	\$562,937,235	19.7%
Leisure & Hospitality	5,037	10.2%	\$121,908,238	4.3%
Other Services (except Public Administration)	1,736	3.5%	\$68,312,130	2.4%
Public Administration	690	1.4%	\$51,803,567	1.8%
TOTAL	49,323		\$2,864,154,893	



District Map:

House District 35 is contained within Senate District 27.



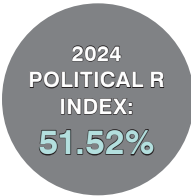
Political Landscape:

2022 Gubernatorial Results:

Mike DeWine (R)	59.04%
Nan Whaley (D)	40.96%

2020 Presidential Results:

Joe Biden (D)	49.76%
Donald Trump (R)	50.24%



Candidates:

STEVEN DEMETRIOU (R-Chagrin Falls) ★

- **Social Media:** @steve4ohiohouse
- **Occupation:** Legislator; Business Owner
- **Experience:** Principal, Scythe LLC; Owner, UBreakIFix; U.S. Army Ranger
- **Education:** Bachelor's Economics, U.S. Military Academy at West Point
- **Memberships:** Sts. Constantine and Helen Greek Orthodox Church
- **Campaign Committee:** Demetriou For Ohio, 8472 E. Washington St. Ste. 226, Chagrin Falls, OH 44023
- **Website:** steveforohiohouse.com

MARK CURTIS (D-Twinsburg)

- **Social Media:** @mhcourtis1968
- **Occupation:** Director of Data & Technology, Maple Heights City School District
- **Experience:** Member, Twinsburg City Schools Board of Education; Coordinator of Online Learning and EMIS Data Support, Educational Service Center of Northeast Ohio; State Support Team Region 3 Consultant; Director, Applied Technology Systems Inc.; Director Student Administrative Services, Cleveland Municipal School District
- **Education:** B.A. Communications, Otterbein College; M.A., Hiram College
- **Campaign Committee:** Mark Curtis For Ohio, 10472 Woodchuck Ct., Twinsburg, OH 44087
- **Website:** curtisforohio.com

DEMOCRATS SAY: No comment provided.

REPUBLICANS SAY: You're just not going to outwork Steve Demetriou!

Economic Profile:

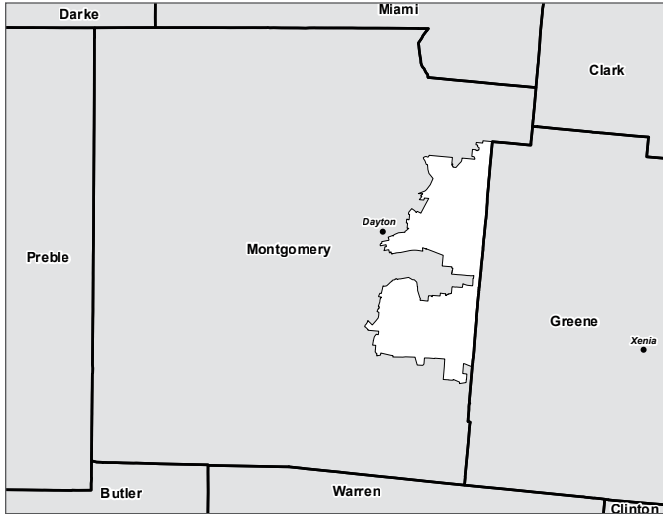
See pages 186 & 187 for comparative demographic data.

INDUSTRIES	Employment		Wages	
	# of Jobs	%	\$	%
Natural Resources & Mining	165	0.3%	\$6,409,509	0.2%
Construction	2,625	4.5%	\$196,049,936	5.9%
Manufacturing	11,947	20.3%	\$780,457,687	23.5%
Trade, Transportation, & Utilities	18,609	31.6%	\$1,029,772,856	31.0%
Information	1,824	3.1%	\$90,452,364	2.7%
Financial Activities	2,394	4.1%	\$185,297,564	5.6%
Professional & Business Services	5,047	8.6%	\$342,781,635	10.3%
Education & Health Services	7,780	13.2%	\$416,407,578	12.6%
Leisure & Hospitality	5,727	9.7%	\$138,948,655	4.2%
Other Services (except Public Administration)	2,040	3.5%	\$77,103,392	2.3%
Public Administration	798	1.4%	\$54,795,638	1.7%
TOTAL	58,956		\$3,318,476,813	



District Map:

House District 36 is contained within Senate District 6.



Political Landscape:

2022 Gubernatorial Results:

Mike DeWine (R)	58.36%
Nan Whaley (D)	41.64%

2020 Presidential Results:

Joe Biden (D)	49.84%
Donald Trump (R)	50.16%

2024
POLITICAL R
INDEX:
52.12%

Candidates:

ANDREA WHITE (R-Kettering) ★

- **Social Media:** @AndreaWhite2020
- **Occupation:** Legislator
- **Experience:** Clerk of Court, Kettering Municipal Court; Andrea White Communications Consulting; Project Coordinator/Consultant, Ohio Public Images; Public Relations/Human Resources, Middletown Regional Hospital
- **Education:** B.A. Communications, Wright State University
- **Memberships:** Board, Past Chair, Partners for Healthy Youth; Ohio Association of Municipal and County Court Clerks; Fairhaven Church
- **Campaign Committee:** Friends Of Andrea White, 4679 Winterset Dr., Columbus, OH 43220
- **Website:** andreawhiteforohio.com

ROSE LOUNSBURY (D-Dayton)

- **Social Media:** @roseforohio
- **Occupation:** Business Owner; Consultant
- **Experience:** Teacher, West Carrollton Middle School; Northmont City Schools
- **Education:** B.A. Secondary Education, English; M.A. Teaching, English, Miami University
- **Campaign Committee:** Friends Of Rose Lounsbury, 222 Wonderly Ave., Oakwood, OH 45419
- **Website:** roseforohio.com

DEMOCRATS SAY: No comment provided.

REPUBLICANS SAY: Andrea White is a Republican that gets things done—perfect for this Montgomery County district.

Economic Profile:

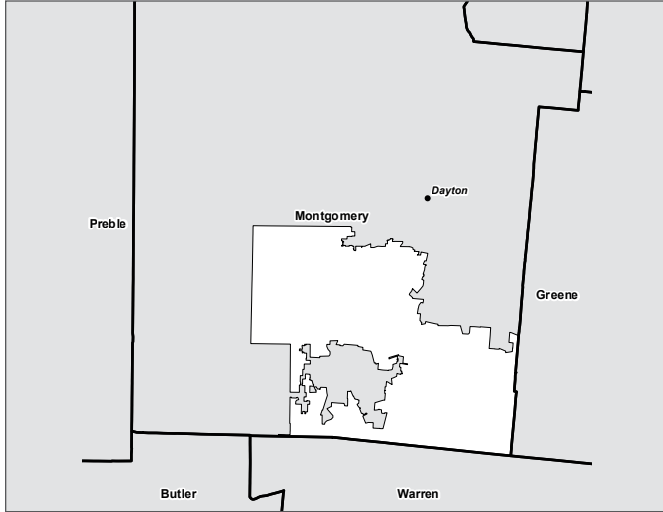
See pages 186 & 187 for comparative demographic data.

INDUSTRIES	Employment		Wages	
	# of Jobs	%	\$	%
Natural Resources & Mining	16	0.0%	\$955,395	0.0%
Construction	1,749	2.6%	\$123,869,327	3.1%
Manufacturing	3,472	5.3%	\$229,628,004	5.8%
Trade, Transportation, & Utilities	7,151	10.8%	\$369,310,517	9.3%
Information	3,433	5.2%	\$204,507,193	5.2%
Financial Activities	6,867	10.4%	\$543,986,629	13.8%
Professional & Business Services	11,703	17.7%	\$711,608,874	18.0%
Education & Health Services	19,734	29.9%	\$1,193,532,514	30.2%
Leisure & Hospitality	5,282	8.0%	\$137,611,532	3.5%
Other Services (except Public Administration)	1,608	2.4%	\$64,685,153	1.6%
Public Administration	5,012	7.6%	\$376,455,187	9.5%
TOTAL	66,027		\$3,956,150,325	



District Map:

House District 37 is contained within Senate District 6.



Candidates:

TOM YOUNG (R-Centerville) ★

- **Social Media:** @YoungForOhio
- **Occupation:** Wealth Advisor
- **Experience:** Montgomery County Board of Elections; Wright State University Board of Trustees; Founding Board Member, Dayton School & Business Technology
- **Education:** Bachelor's Political Science, Miami University
- **Campaign Committee:** Young For Ohio, 1121 Cedar Creek Cir., Dayton, OH 45459
- **Website:** youngforohio.com

UNOPPOSED

DEMOCRATS SAY: No comment provided.

REPUBLICANS SAY: Tom Young is unopposed and will be back for another term in the majority.

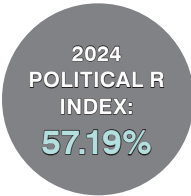
Political Landscape:

2022 Gubernatorial Results:

Mike DeWine (R)	63.88%
Nan Whaley (D)	36.12%

2020 Presidential Results:

Joe Biden (D)	45.87%
Donald Trump (R)	54.13%



Economic Profile:

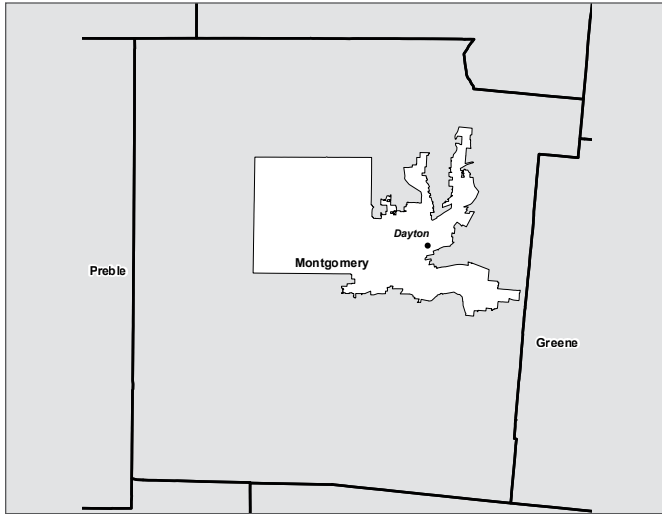
See pages 186 & 187 for comparative demographic data.

INDUSTRIES	Employment		Wages	
	# of Jobs	%	\$	%
Natural Resources & Mining	14	0.0%	\$835,971	0.0%
Construction	2,917	4.9%	\$206,590,524	6.1%
Manufacturing	6,066	10.2%	\$401,187,636	11.9%
Trade, Transportation, & Utilities	12,079	20.3%	\$590,228,654	17.5%
Information	2,524	4.2%	\$150,357,167	4.5%
Financial Activities	3,684	6.2%	\$272,046,995	8.1%
Professional & Business Services	8,598	14.4%	\$551,638,042	16.4%
Education & Health Services	14,813	24.9%	\$895,160,904	26.6%
Leisure & Hospitality	6,240	10.5%	\$153,115,590	4.6%
Other Services (except Public Administration)	1,496	2.5%	\$60,179,720	1.8%
Public Administration	1,151	1.9%	\$86,452,498	2.6%
TOTAL	59,582		\$3,367,793,700	



District Map:

House District 38 is contained within Senate District 6.



Candidates:

DESIREE TIMS (D-Dayton)

- **Social Media:** YouTube
- **Occupation:** President, CEO, Innovation Ohio
- **Experience:** Director Judiciary Program, League of Conservation Voters; Senior Advisor, Child Care Aware of America; Legislative Aide, U.S. Sens. Sherrod Brown, Kirsten Gillibrand; President, Senate Black Legislative Staff Caucus
- **Education:** B.A., Communication Arts and Public Relations, Xavier University; J.D., Georgetown University Law Center
- **Campaign Committee:** Friends Of Desiree Tims, 545 E. Town St., Columbus, OH 43215
- **Website:** timsforohio.com

UNOPPOSED

DEMOCRATS SAY: No comment provided.

REPUBLICANS SAY: No comment provided.

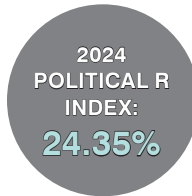
Political Landscape:

2022 Gubernatorial Results:

Mike DeWine (R) 34.02%
 Nan Whaley (D) 65.98%

2020 Presidential Results:

Joe Biden (D) 77.51%
 Donald Trump (R) 22.49%



Economic Profile:

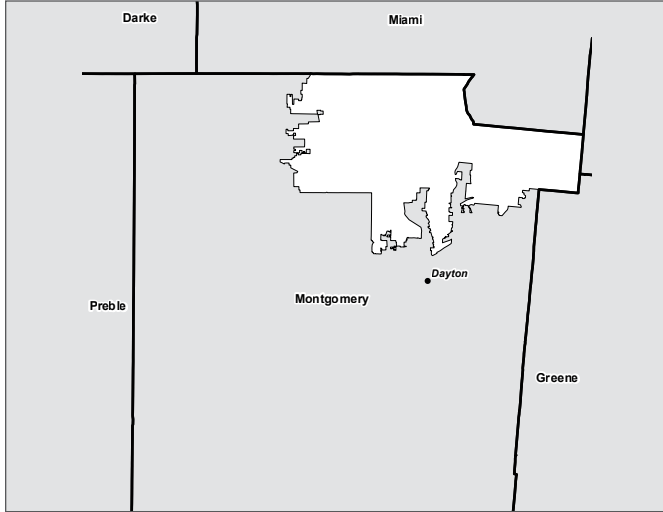
See pages 186 & 187 for comparative demographic data.

INDUSTRIES	Employment		Wages	
	# of Jobs	%	\$	%
Natural Resources & Mining	1	0.0%	\$59,712	0.0%
Construction	1,314	2.5%	\$93,061,347	3.1%
Manufacturing	7,098	13.3%	\$469,441,121	15.6%
Trade, Transportation, & Utilities	6,035	11.3%	\$317,693,281	10.6%
Information	725	1.4%	\$43,188,964	1.4%
Financial Activities	563	1.1%	\$38,614,312	1.3%
Professional & Business Services	4,384	8.2%	\$232,445,918	7.7%
Education & Health Services	27,595	51.8%	\$1,639,073,675	54.5%
Leisure & Hospitality	3,665	6.9%	\$90,412,736	3.0%
Other Services (except Public Administration)	1,658	3.1%	\$66,696,508	2.2%
Public Administration	200	0.4%	\$15,022,154	0.5%
TOTAL	53,238		\$3,005,709,728	



District Map:

House District 39 is contained within Senate District 5.



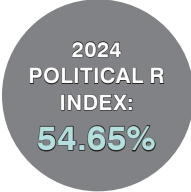
Political Landscape:

2022 Gubernatorial Results:

Mike DeWine (R)	62.97%
Nan Whaley (D)	37.03%

2020 Presidential Results:

Joe Biden (D)	47.36%
Donald Trump (R)	52.64%



Candidates:

PHIL PLUMMER (R-Dayton) ★

- **Social Media:** @PhilPlummerOH40
- **Occupation:** Legislator
- **Experience:** Montgomery County Sheriff
- **Education:** Associate's Criminal Justice, University of Toledo; B.S. Business Management, University of Phoenix; FBI National Academy
- **Campaign Committee:** Plummer For Ohio, 4679 Winterset Dr., Columbus, OH 43220
- **Website:** ohiohouse.gov/members/phil-plummer

DION GREEN (D-Dayton)

- **Social Media:** @DionRGreen
- **Occupation:** CEO, The FUDGE Foundation
- **Experience:** Owner, DN Green Asset Management LLC
- **Education:** B.S. Business Administration and Management; DeVry University; M.B.A., Keller Graduate School of Management, DeVry University; M.S.W., Capella University
- **Campaign Committee:** Friends Of Dion Green, 3448 Maumee Ave., Dayton, OH 45414

DEMOCRATS SAY: No comment provided.

REPUBLICANS SAY: Sheriff Plummer will be back for another two-year term.

Economic Profile:

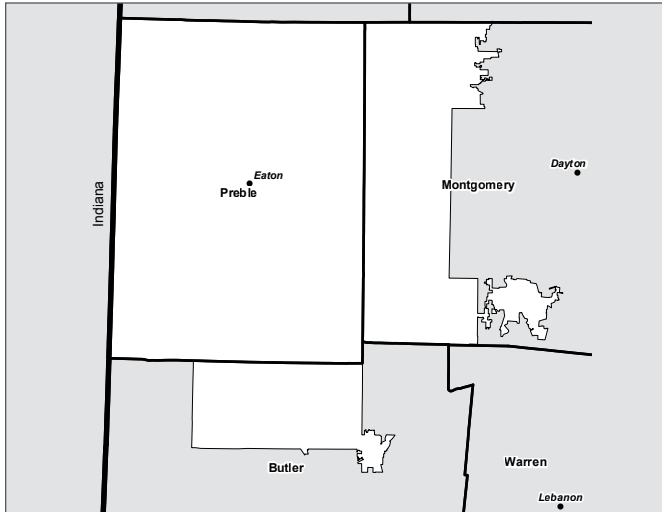
See pages 186 & 187 for comparative demographic data.

INDUSTRIES	Employment		Wages	
	# of Jobs	%	\$	%
Natural Resources & Mining	23	0.0%	\$1,326,465	0.1%
Construction	2,726	5.5%	\$193,063,342	7.2%
Manufacturing	7,192	14.5%	\$475,658,008	17.8%
Trade, Transportation, & Utilities	16,194	32.6%	\$847,229,731	31.8%
Information	78	0.2%	\$4,646,537	0.2%
Financial Activities	1,509	3.0%	\$103,525,480	3.9%
Professional & Business Services	5,566	11.2%	\$295,633,924	11.1%
Education & Health Services	8,128	16.3%	\$483,185,331	18.1%
Leisure & Hospitality	5,927	11.9%	\$144,741,800	5.4%
Other Services (except Public Administration)	1,726	3.5%	\$69,431,949	2.6%
Public Administration	666	1.3%	\$50,023,774	1.9%
TOTAL	49,735		\$2,668,466,341	



District Map:

House District 40 is contained within Senate District 5.



Candidates:

RODNEY CREECH (R-West Alexandria) ★

- **Occupation:** Farmer/Business Owner
- **Experience:** Preble County Commissioner; Twin Township Trustee
- **Education:** B.S. Agronomy, Morehead State University
- **Campaign Committee:** Committee To Elect Rodney Creech, 5062 Bantas Creek Rd., West Alexandria, OH 45381
- **Website:** rodneycreech.com

BOBBIE ARNOLD (D-West Alexandria)

- **Social Media:**
- **Occupation:** Independent Contractor
- **Campaign Committee:** Friends Of Bobbie Brooke Arnold, 5946 Lexington Rd., West Alexandria, OH 45381

DEMOCRATS SAY: No comment provided.

REPUBLICANS SAY: Bank on another two years for Representative Creech.

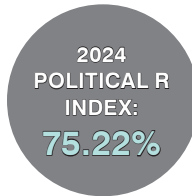
Political Landscape:

2022 Gubernatorial Results:

Mike DeWine (R)	80.83%
Nan Whaley (D)	19.17%

2020 Presidential Results:

Joe Biden (D)	24.78%
Donald Trump (R)	75.22%



Economic Profile:

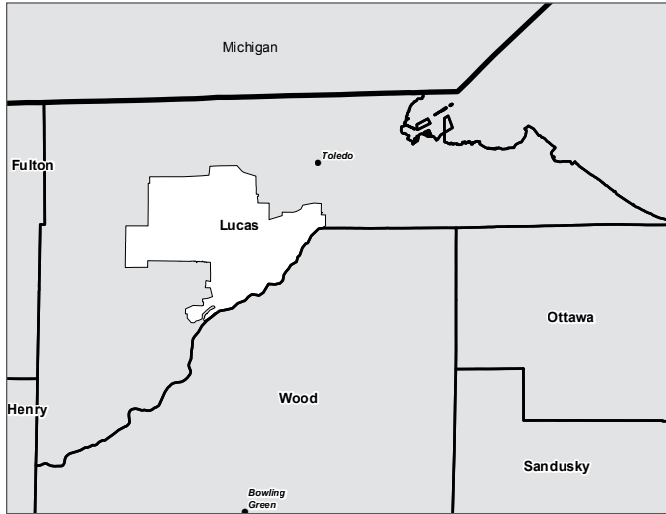
See pages 186 & 187 for comparative demographic data.

INDUSTRIES	Employment		Wages	
	# of Jobs	%	\$	%
Natural Resources & Mining	330	1.0%	\$10,266,768	0.6%
Construction	1,580	4.9%	\$98,858,592	5.7%
Manufacturing	7,368	23.0%	\$522,565,282	29.9%
Trade, Transportation, & Utilities	6,182	19.3%	\$281,616,658	16.1%
Information	476	1.5%	\$26,842,456	1.5%
Financial Activities	749	2.3%	\$50,533,582	2.9%
Professional & Business Services	3,717	11.6%	\$231,157,923	13.2%
Education & Health Services	7,130	22.2%	\$382,324,329	21.9%
Leisure & Hospitality	2,882	9.0%	\$67,567,485	3.9%
Other Services (except Public Administration)	749	2.3%	\$25,523,822	1.5%
Public Administration	914	2.8%	\$50,616,802	2.9%
TOTAL	32,077		\$1,747,873,699	



District Map:

House District 41 is contained within Senate District 11.



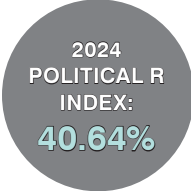
Political Landscape:

2022 Gubernatorial Results:

Mike DeWine (R)	51.84%
Nan Whaley (D)	48.16%

2020 Presidential Results:

Joe Biden (D)	60.36%
Donald Trump (R)	39.64%



Candidates:

ERIKA WHITE (D-Toledo)

- **Social Media:** Facebook, Instagram, Twitter @ErikaForOhio
- **Occupation:** President, Communications Workers of America Local 4319
- **Experience:** Telecommunications; Union Leadership
- **Education:** Bachelor of Applied Science, University of Wisconsin-Superior
- **Memberships:** CWA Local 4319
- **Campaign Committee:** Friends Of Erika White, 997 Plumcreek Rd., Toledo, OH 43615
- **Website:** erikaforohio.org

JOSIAH LEINBACH (R-Maumee)

- **Social Media:** Facebook
- **Occupation:** Graduate Student, Bowling Green State University
- **Education:** B.A. History, Hillsdale College
- **Campaign Committee:** Citizens For Josiah Leinbach, 209 West Broadway St., Maumee, OH 43537

DEMOCRATS SAY: No comment provided.

REPUBLICANS SAY: Leinbach will be in a real battle to hold this redrawn seat.

Economic Profile:

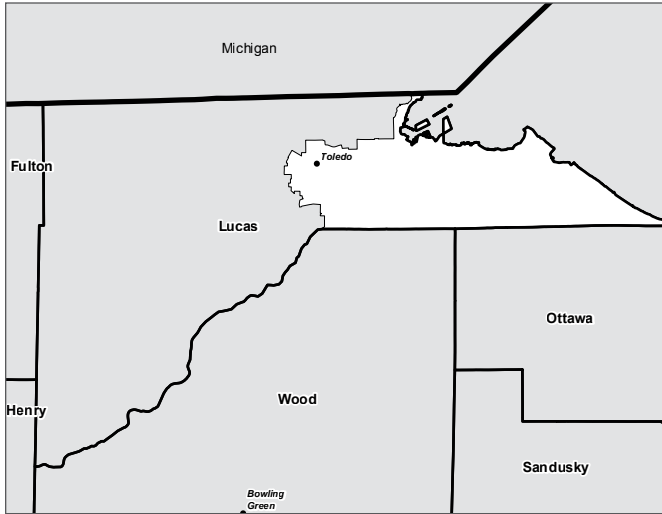
See pages 186 & 187 for comparative demographic data.

INDUSTRIES	Employment		Wages	
	# of Jobs	%	\$	%
Natural Resources & Mining	189	0.4%	\$12,925,293	0.5%
Construction	1,788	3.5%	\$137,492,368	4.8%
Manufacturing	2,673	5.2%	\$233,126,849	8.2%
Trade, Transportation, & Utilities	11,255	22.0%	\$601,307,828	21.2%
Information	926	1.8%	\$46,838,187	1.7%
Financial Activities	2,417	4.7%	\$192,369,438	6.8%
Professional & Business Services	7,743	15.1%	\$418,871,302	14.7%
Education & Health Services	16,980	33.2%	\$978,777,213	34.4%
Leisure & Hospitality	5,652	11.0%	\$149,153,617	5.3%
Other Services (except Public Administration)	1,298	2.5%	\$52,119,965	1.8%
Public Administration	281	0.5%	\$20,654,785	0.7%
TOTAL	51,202		\$2,843,636,843	



District Map:

House District 42 is contained within Senate District 11.



Candidates:

ELGIN ROGERS JR. (D-Toledo) ★

- **Social Media:** @RepElginRogers
- **Occupation:** Legislator
- **Experience:** Division Manager, Lucas County; College Professor; Lucas County Auditor's Office
- **Education:** B.A., Political Science, Kent State University; M.S. Political Science, Indiana University
- **Campaign Committee:** Citizens For Rogers, 545 E. Town St., Columbus, OH 43215

UNOPPOSED

DEMOCRATS SAY: No comment provided.

REPUBLICANS SAY: No comment provided.

Political Landscape:

2022 Gubernatorial Results:

Mike DeWine (R) 45.86%
 Nan Whaley (D) 54.14%

2020 Presidential Results:

Joe Biden (D) 67.86%
 Donald Trump (R) 32.14%

2024
 POLITICAL R
 INDEX:
32.14%

Economic Profile:

See pages 186 & 187 for comparative demographic data.

INDUSTRIES	Employment		Wages	
	# of Jobs	%	\$	%
Natural Resources & Mining	43	0.1%	\$1,526,265	0.0%
Construction	2,047	3.4%	\$157,408,768	4.1%
Manufacturing	11,927	19.8%	\$1,040,218,455	27.0%
Trade, Transportation, & Utilities	5,455	9.1%	\$279,745,779	7.3%
Information	853	1.4%	\$43,145,759	1.1%
Financial Activities	1,874	3.1%	\$151,976,697	3.9%
Professional & Business Services	7,340	12.2%	\$493,340,109	12.8%
Education & Health Services	19,507	32.5%	\$1,132,705,829	29.4%
Leisure & Hospitality	4,473	7.4%	\$120,744,150	3.1%
Other Services (except Public Administration)	1,352	2.3%	\$54,288,284	1.4%
Public Administration	5,215	8.7%	\$383,326,341	9.9%
TOTAL	60,086		\$3,858,426,435	



District Map:

House District 43 is contained within Senate District 11.



Political Landscape:

2022 Gubernatorial Results:

Mike DeWine (R)	50.34%
Nan Whaley (D)	49.66%

2020 Presidential Results:

Joe Biden (D)	61.50%
Donald Trump (R)	38.50%



Candidates:

MICHELE GRIM (D-Toledo) ★

- **Social Media:** @michelegrim
- **Occupation:** Legislator
- **Experience:** Toledo City Councilwoman; Health Policy Researcher/Educator; Academic Coach
- **Education:** B.A. Women and Gender Studies, University of Toledo; M.P.H., Northwest Ohio Consortium for Public Health; Graduate Certificate Sexuality Education, University of Michigan; Doctor of Law and Policy, Northeastern University
- **Campaign Committee:** Friends Of Michele Grim, 2937 E. Lincolnshire Blvd., Toledo, OH 43606
- **Website:** michelegrim.com

WENDI HENDRICKS (R-Toledo)

- **Social Media:** @wendihendricks
- **Occupation:** Business Owner
- **Experience:** Owner, Starbound Talent
- **Campaign Committee:** Citizens For Wendi Hendricks, 4545 Indian Rd., Ottawa Hills, OH 43615
- **Website:** wendihendricks.us

DEMOCRATS SAY: No comment provided.

REPUBLICANS SAY: Hendricks will work hard to challenge for this Democrat-held seat.

Economic Profile:

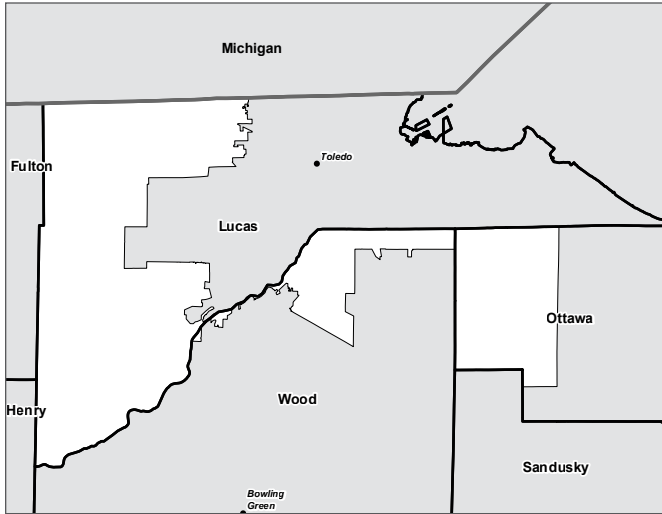
INDUSTRIES	Employment		Wages	
	# of Jobs	%	\$	%
Natural Resources & Mining	6	0.0%	\$568,214	0.0%
Construction	2,283	5.1%	\$175,556,530	7.2%
Manufacturing	5,798	13.0%	\$505,675,074	20.8%
Trade, Transportation, & Utilities	11,832	26.5%	\$589,685,461	24.2%
Information	257	0.6%	\$12,999,367	0.5%
Financial Activities	1,063	2.4%	\$79,630,770	3.3%
Professional & Business Services	4,619	10.3%	\$215,176,652	8.8%
Education & Health Services	10,926	24.4%	\$627,104,828	25.7%
Leisure & Hospitality	6,062	13.6%	\$149,883,682	6.2%
Other Services (except Public Administration)	1,652	3.7%	\$66,334,500	2.7%
Public Administration	193	0.4%	\$14,186,382	0.6%
TOTAL	44,691		\$2,436,801,460	

See pages 186 & 187 for comparative demographic data.



District Map:

House District 44 is contained within Senate District 2.



Candidates:

JOSH WILLIAMS (R-Toledo) ★

- **Social Media:** @Williams4ohio
- **Occupation:** Attorney
- **Experience:** Adrian College; Groth and Associates
- **Education:** J.D., University of Toledo College of Law
- **Campaign Committee:** Josh Williams For Ohio, 5060 West Sylvania, Toledo, OH 43623
- **Website:** joshwilliamsforohio.com

DAVE BLYTH (D-Monclova)

- **Social Media:** @
- **Occupation:** Business Manager
- **Experience:** Staff Representative, AFSCME
- **Education:** University of Toledo
- **Campaign Committee:** Friends With Dave Blyth, 5131 Eber Rd., Monclova, OH 43542
- **Website:** daveforohio44.com

DEMOCRATS SAY: No comment provided.

REPUBLICANS SAY: Josh Williams has a better index than before and will win this race by more than before.

Political Landscape:

2022 Gubernatorial Results:

Mike DeWine (R)	65.46%
Nan Whaley (D)	34.54%

2020 Presidential Results:

Joe Biden (D)	46.13%
Donald Trump (R)	53.87%

2024
POLITICAL R
INDEX:
55.05%

See pages 186 & 187 for comparative demographic data.

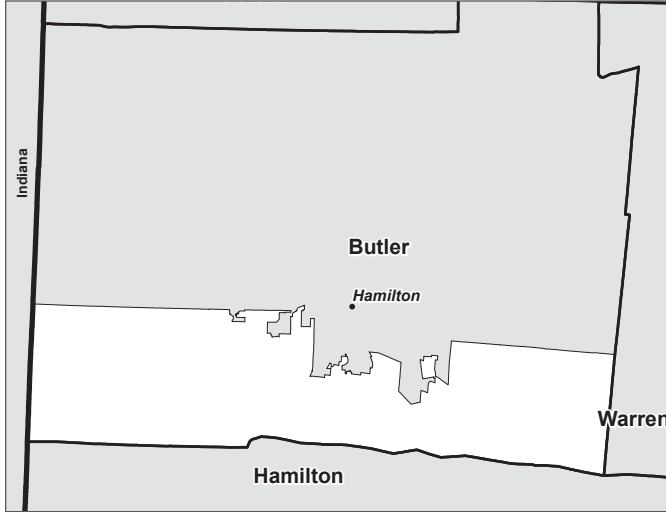
Economic Profile:

INDUSTRIES	Employment		Wages	
	# of Jobs	%	\$	%
Natural Resources & Mining	301	0.5%	\$16,535,219	0.5%
Construction	3,332	5.2%	\$278,924,406	7.6%
Manufacturing	11,026	17.2%	\$841,691,034	22.9%
Trade, Transportation, & Utilities	14,035	21.9%	\$699,707,436	19.1%
Information	814	1.3%	\$56,003,080	1.5%
Financial Activities	2,094	3.3%	\$166,001,749	4.5%
Professional & Business Services	9,189	14.4%	\$505,658,620	13.8%
Education & Health Services	15,046	23.5%	\$824,597,127	22.5%
Leisure & Hospitality	5,074	7.9%	\$127,018,951	3.5%
Other Services (except Public Administration)	2,028	3.2%	\$85,573,435	2.3%
Public Administration	1,003	1.6%	\$71,656,183	2.0%
TOTAL	63,942		\$3,673,367,238	



District Map:

House District 45 is contained within Senate District 4.



Political Landscape:

2022 Gubernatorial Results:

Mike DeWine (R)	68.72%
Nan Whaley (D)	31.28%

2020 Presidential Results:

Joe Biden (D)	40.98%
Donald Trump (R)	59.02%



Candidates:

JENNIFER GROSS (R-West Chester) ★

- **Social Media:** YouTube
- **Occupation:** Family Nurse Practitioner; Legislator
- **Experience:** IMA; Optavia; Matrix Medical Network; TriHealth Occupational Medicine
- **Education:** B.S.N. Nursing, University of Missouri-Columbia; M.S.N. Nursing, Family Practice, Research, University of Cincinnati
- **Campaign Committee:** Republicans For Jennifer Gross, 7350 Lakota Springs Dr., West Chester, OH 45069
- **Website:** jenniferforrep.com

LANDON MEADOR (D-West Chester)

- **Social Media:** @theLandonMeador
- **Occupation:** Freelance
- **Education:** B.A. Political Science, Northern Kentucky University
- **Campaign Committee:** Friends Of Landon Meador, 7232 Cascade Dr., West Chester, OH 45069
- **Website:** landonforohio.com

DEMOCRATS SAY: No comment provided.

REPUBLICANS SAY: Jennifer Gross will be re-elected by a wide margin this November.

Economic Profile:

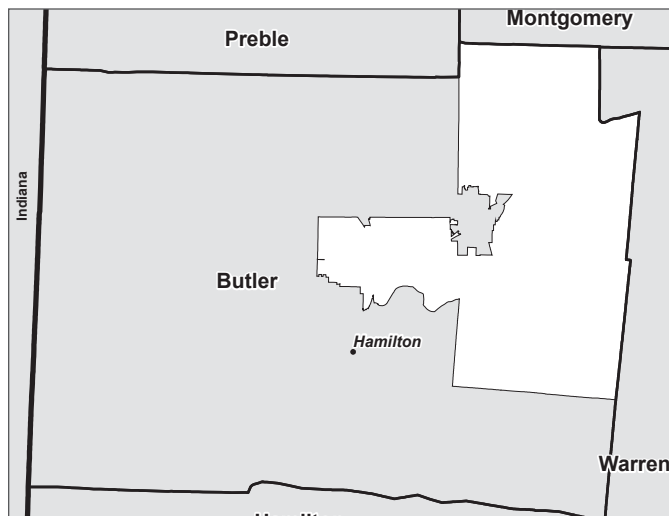
See pages 186 & 187 for comparative demographic data.

INDUSTRIES	Employment		Wages	
	# of Jobs	%	\$	%
Natural Resources & Mining	130	0.2%	\$0	0.0%
Construction	4,868	5.9%	\$325,015,693	6.3%
Manufacturing	13,884	16.7%	\$1,122,165,594	21.7%
Trade, Transportation, & Utilities	24,616	29.6%	\$1,412,748,460	27.3%
Information	436	0.5%	\$37,012,098	0.7%
Financial Activities	6,134	7.4%	\$585,613,568	11.3%
Professional & Business Services	11,613	14.0%	\$716,847,523	13.9%
Education & Health Services	11,277	13.6%	\$656,516,449	12.7%
Leisure & Hospitality	7,398	8.9%	\$172,252,310	3.3%
Other Services (except Public Administration)	2,193	2.6%	\$96,776,102	1.9%
Public Administration	568	0.7%	\$42,448,604	0.8%
TOTAL	83,117		\$5,167,396,400	



District Map:

House District 46 is contained within Senate District 4.



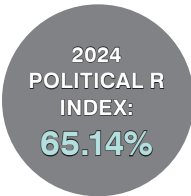
Political Landscape:

2022 Gubernatorial Results:

Mike DeWine (R)	71.31%
Nan Whaley (D)	28.69%

2020 Presidential Results:

Joe Biden (D)	36.14%
Donald Trump (R)	63.86%



Candidates:

THOMAS HALL (R-Middletown) ★

- **Social Media:** @RepThomasHall
- **Occupation:** Legislator
- **Experience:** Madison Township Trustee; Client Manager, LexisNexis
- **Education:** Bachelor's Small Business Management, Miami University
- **Memberships:** Board, YMCA; Butler County Township Association
- **Campaign Committee:** Friends Of Thomas Hall, 6364 Trenton Franklin Rd., Middletown, OH 45042
- **Website:** voteforhall.com

BENJAMIN MCCALL (D-Hamilton)

- **Social Media:** @McCallforOhio
- **Occupation:** Human Resources Consultant
- **Experience:** FOCUS Consulting; Manager Organizational Development and HR Business Partner, L-3 Communications; Director Corporate Training, TP Mechanical; Senior Training and OD Specialists, Western & Southern Financial Group
- **Education:** B.S. Management, Indiana University; B.S. Information Technology, University of Cincinnati; M.B.A. Management/Accounting, Indiana Wesleyan University
- **Campaign Committee:** Friends Of Benjamin McCall, 6758 Graybirch Knoll, Hamilton, OH 45011
- **Website:** mccallforohio.com

DEMOCRATS SAY: No comment provided.

REPUBLICANS SAY: Count on Thomas Hall to return for another term!

Economic Profile:

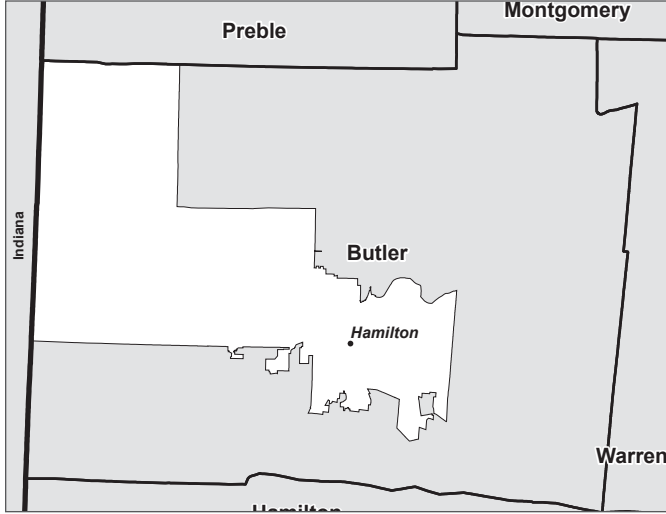
See pages 186 & 187 for comparative demographic data.

INDUSTRIES	Employment		Wages	
	# of Jobs	%	\$	%
Natural Resources & Mining	63	0.2%	\$0	0.0%
Construction	2,568	8.2%	\$171,454,458	9.4%
Manufacturing	5,868	18.7%	\$474,277,420	26.1%
Trade, Transportation, & Utilities	7,568	24.1%	\$401,937,729	22.1%
Information	223	0.7%	\$18,930,500	1.0%
Financial Activities	656	2.1%	\$59,181,004	3.3%
Professional & Business Services	1,897	6.0%	\$108,151,998	5.9%
Education & Health Services	7,046	22.4%	\$407,343,748	22.4%
Leisure & Hospitality	3,926	12.5%	\$91,086,138	5.0%
Other Services (except Public Administration)	1,070	3.4%	\$47,218,618	2.6%
Public Administration	549	1.7%	\$41,028,668	2.3%
TOTAL	31,434		\$1,820,610,280	



District Map:

House District 47 is contained within Senate District 4.



Candidates:

VANESSA CUMMINGS (D-Oxford)

- **Social Media:**
- **Occupation:** Consultant/Motivational Speaker
- **Experience:** Ms. V. Consulting LLC; Pastor, African Methodist Episcopal Church
- **Education:** B.S. Psychology, University of Alabama; Master of Divinity, Payne Theological Seminary
- **Campaign Committee:** Supporters For Cummings, 125 Marti Ct., Oxford, OH 45056

DIANE MULLINS (R-Hamilton)

- **Social Media:**
- **Occupation:** Pastor
- **Experience:** Calvary Church; Deborah's Voice
- **Campaign Committee:** Families For Diane Mullins, 2487 Gardner Rd., Hamilton, OH 45013

DEMOCRATS SAY: No comment provided.

REPUBLICANS SAY: Mullins will have no problem keeping this seat in Republican hands.

Political Landscape:

2022 Gubernatorial Results:

Mike DeWine (R)	68.49%
Nan Whaley (D)	31.51%

2020 Presidential Results:

Joe Biden (D)	38.91%
Donald Trump (R)	61.09%



Economic Profile:

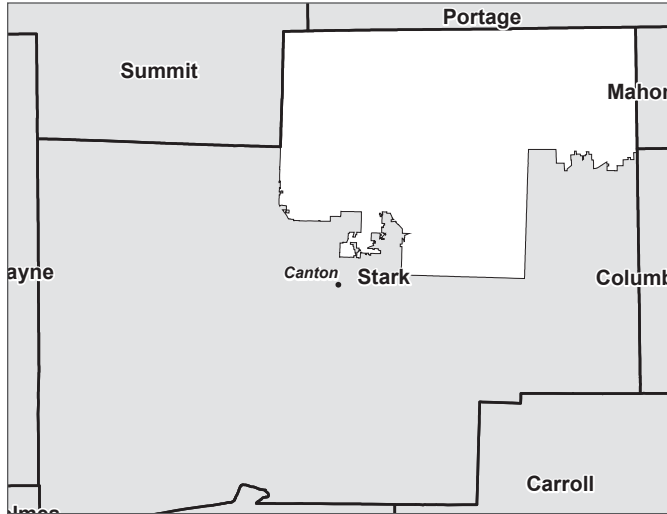
See pages 186 & 187 for comparative demographic data.

INDUSTRIES	Employment		Wages	
	# of Jobs	%	\$	%
Natural Resources & Mining	168	0.5%	\$0	0.0%
Construction	1,243	3.5%	\$82,989,833	4.3%
Manufacturing	2,980	8.5%	\$240,856,631	12.4%
Trade, Transportation, & Utilities	6,350	18.0%	\$303,743,978	15.7%
Information	227	0.6%	\$19,270,060	1.0%
Financial Activities	1,284	3.6%	\$117,434,778	6.1%
Professional & Business Services	2,967	8.4%	\$171,890,791	8.9%
Education & Health Services	12,683	36.0%	\$726,462,930	37.4%
Leisure & Hospitality	4,683	13.3%	\$108,807,125	5.6%
Other Services (except Public Administration)	896	2.5%	\$39,540,076	2.0%
Public Administration	1,744	5.0%	\$130,335,150	6.7%
TOTAL	35,225		\$1,941,331,353	



District Map:

House District 48 is contained within Senate District 29.



Candidates:

SCOTT OELSLAGER (R-North Canton) ★

- **Social Media:** @Scott_Oelslager
- **Occupation:** State Representative; Ohio Senate; Aide, U.S. Rep. Ralph Regula; Director of Public Relations, Malone College
- **Education:** B.A., Mt. Union College; J.D., Capital University
- **Memberships:** Board, Akron/Canton Arthritis Foundation; Board of Counselors, Capital University Law School
- **Campaign Committee:** Oelslager For Ohio, 6706 Lake Cable Ave. NW, North Canton, OH 44720

LYNN GORMAN (D-North Canton)

- **Social Media:**
- **Occupation:** Pastor, Christ the Shepherd Ministries
- **Campaign Committee:** Lynn Gorman For Ohio, 10344 Sudbury Cir. NW, North Canton, OH 44720

DEMOCRATS SAY: No comment provided.

REPUBLICANS SAY: Scott Oelslager is a legend in this Stark County district.

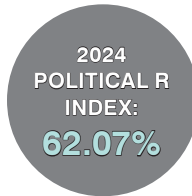
Political Landscape:

2022 Gubernatorial Results:

Mike DeWine (R)	69.88%
Nan Whaley (D)	30.12%

2020 Presidential Results:

Joe Biden (D)	38.06%
Donald Trump (R)	61.94%



See pages 186 & 187 for comparative demographic data.

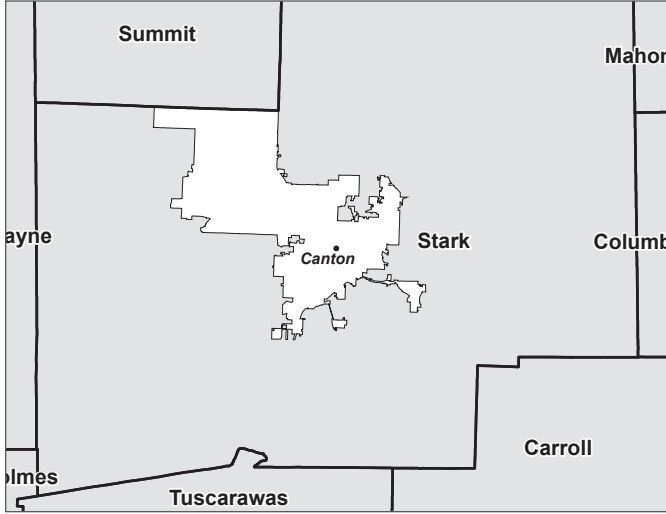
Economic Profile:

INDUSTRIES	Employment		Wages	
	# of Jobs	%	\$	%
Natural Resources & Mining	185	0.5%	\$9,256,961	0.6%
Construction	1,745	5.1%	\$122,654,240	7.4%
Manufacturing	5,196	15.3%	\$336,872,441	20.3%
Trade, Transportation, & Utilities	6,838	20.1%	\$297,225,213	17.9%
Information	170	0.5%	\$7,714,441	0.5%
Financial Activities	847	2.5%	\$62,433,273	3.8%
Professional & Business Services	3,578	10.5%	\$188,715,050	11.4%
Education & Health Services	9,767	28.7%	\$456,502,294	27.5%
Leisure & Hospitality	3,921	11.5%	\$96,793,613	5.8%
Other Services (except Public Administration)	1,340	3.9%	\$51,989,448	3.1%
Public Administration	434	1.3%	\$29,455,077	1.8%
TOTAL	34,021		\$1,659,612,051	



District Map:

House District 49 is contained within Senate District 29.



Political Landscape:

2022 Gubernatorial Results:

Mike DeWine (R)	60.08%
Nan Whaley (D)	39.92%

2020 Presidential Results:

Joe Biden (D)	50.68%
Donald Trump (R)	49.32%



Candidates:

JIM THOMAS (R-Canton) ★

- **Social Media:** [Facebook icon]
- **Occupation:** Attorney; Business Owner
- **Experience:** Private Practice; Professional Tennis Player; Jackson Township Trustee
- **Education:** B.A. American Studies, Stanford University; J.D., Case Western Reserve University
- **Campaign Committee:** Jim Thomas For Ohio House Of Representatives, 5566 Foxboro Ave. NW, Canton, OH 44718

KRISTA ALLISON (D-Canton)

- **Social Media:** [Facebook icon] [Twitter icon]
- **Occupation:** Attorney
- **Experience:** Executive Director, Ohio Department of Education; Stark County CARE Team; Office of Student, Family and Community Support, Canton City School District
- **Education:** Bachelor's, Baldwin Wallace University; J.D., Case Western Reserve University
- **Memberships:** Jerusalem Missionary Baptist Church
- **Campaign Committee:** Community For Krista L. Allison, 545 E. Town St., Columbus, OH 43215
- **Website:** kristalallisonforoh49.com

DEMOCRATS SAY: No comment provided.

REPUBLICANS SAY: Jim Thomas wins this competitive district, game-set-match!

Economic Profile:

See pages 186 & 187 for comparative demographic data.

INDUSTRIES	Employment		Wages	
	# of Jobs	%	\$	%
Natural Resources & Mining	165	0.2%	\$13,206,245	0.3%
Construction	3,032	3.8%	\$213,116,135	5.2%
Manufacturing	9,169	11.5%	\$594,454,082	14.6%
Trade, Transportation, & Utilities	13,488	17.0%	\$619,879,411	15.2%
Information	1,351	1.7%	\$61,307,114	1.5%
Financial Activities	5,554	7.0%	\$420,549,960	10.3%
Professional & Business Services	9,693	12.2%	\$557,715,949	13.7%
Education & Health Services	25,449	32.0%	\$1,194,768,001	29.3%
Leisure & Hospitality	7,525	9.5%	\$183,961,432	4.5%
Other Services (except Public Administration)	2,031	2.6%	\$78,798,933	1.9%
Public Administration	2,072	2.6%	\$140,624,238	3.5%
TOTAL	79,529		\$4,078,381,499	



HICKS PARTNERS



Tony Brigano
Senior Director



Keith Conroy
Vice President



Zach Holzapfel
Vice President



Brian Hicks
President & CEO



Erik Mikkelson
Senior Director



Ian Nickey
Senior Director



Lauren Strobe
Government Relations
Manager



Ann Hamilton
Senior Advisor



Jean Carter Ryan
Senior Advisor



Chris Schmenk
Senior Advisor

www.HicksPartners.com



ohio-bar.org

Ohio State Bar Association Government Relations Team *The Voice of the Legal Profession*



McKenzie Davis, Esq.
The Success Group, Ltd.

Maggie Ostrowski
Ohio Bar Chief Communications
Officer & Policy Advisor

Scott Lundregan, Esq.
Ohio Bar Director of Policy
& Legislative Counsel

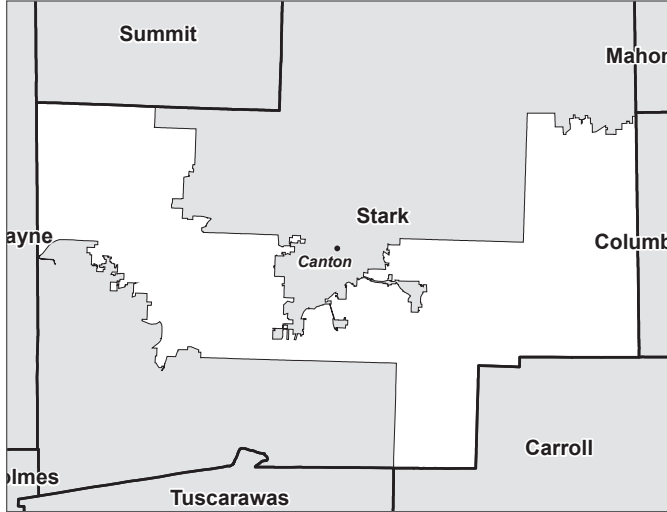
Marisa Myers
Ohio Bar Government
Relations Manager

Mary Amos Augsburger, Esq.
Ohio Bar CEO



District Map:

House District 50 is contained within Senate District 29.



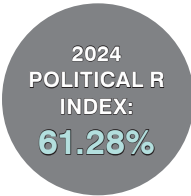
Political Landscape:

2022 Gubernatorial Results:

Mike DeWine (R)	69.74%
Nan Whaley (D)	30.26%

2020 Presidential Results:

Joe Biden (D)	37.08%
Donald Trump (R)	62.92%



Candidates:

DOREMUS REDVINE (D-Massillon)

- **Social Media:** [Facebook icon]
- **Occupation:** Owner, TV Landscaping LLC
- **Experience:** Owner, Redd TV; Assistant Director, Straight Path Program
- **Education:** University of Toledo
- **Campaign Committee:** Rising With Redvine, 1732 16th St. SE, Massillon, OH 44646

MATTHEW KISHMAN (R-Minerva)

- **Social Media:** [Facebook icon]
- **Occupation:** Minerva Councilman; Director of Operations, Kishman's IGA
- **Education:** B.A. Communications, Youngstown State University
- **Memberships:** Minerva Village Parks Board; Sandy Creek Joint Fire District Board; Minerva Chamber Board of Directors; Government Relations Committee, National Grocers Association; Minerva Rotary Club; Stark County Farm Bureau; NRA
- **Campaign Committee:** Kishman For State Representative, 705 E. Lincoln Way, Minerva, OH 44657
- **Website:** votekishman.com

DEMOCRATS SAY: No comment provided.

REPUBLICANS SAY: Newcomer Kishman will keep this seat in the Republican column.

Economic Profile:

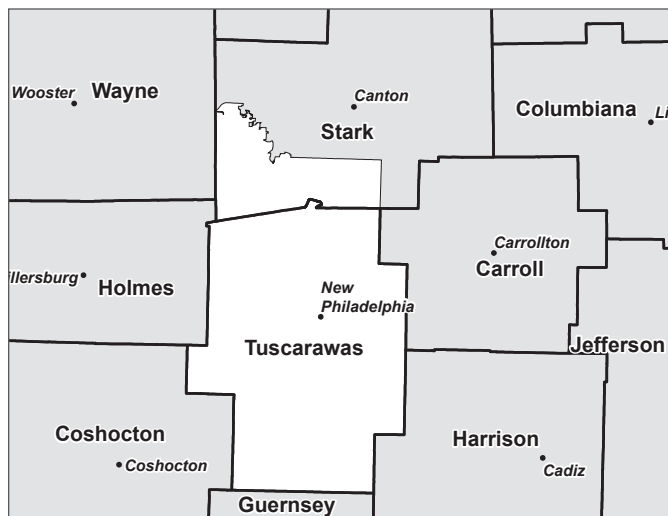
See pages 186 & 187 for comparative demographic data.

INDUSTRIES	Employment		Wages	
	# of Jobs	%	\$	%
Natural Resources & Mining	113	0.3%	\$7,808,341	0.4%
Construction	1,923	5.4%	\$135,165,676	7.3%
Manufacturing	8,798	24.7%	\$570,401,027	30.6%
Trade, Transportation, & Utilities	8,460	23.7%	\$406,993,201	21.9%
Information	295	0.8%	\$13,386,824	0.7%
Financial Activities	973	2.7%	\$70,068,421	3.8%
Professional & Business Services	2,532	7.1%	\$144,863,914	7.8%
Education & Health Services	6,709	18.8%	\$313,681,160	16.9%
Leisure & Hospitality	3,597	10.1%	\$86,971,316	4.7%
Other Services (except Public Administration)	1,329	3.7%	\$51,562,669	2.8%
Public Administration	895	2.5%	\$60,742,612	3.3%
TOTAL	35,624		\$1,861,645,160	



District Map:

House District 51 is contained within Senate District 31.



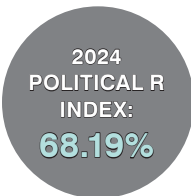
Political Landscape:

2022 Gubernatorial Results:

Mike DeWine (R)	75.20%
Nan Whaley (D)	24.80%

2020 Presidential Results:

Joe Biden (D)	28.95%
Donald Trump (R)	71.05%



Candidates:

JOE RINEHART (D-Bolivar)

- **Social Media:**
- **Occupation:** Internet Entrepreneur/e-Commerce Consultant
- **Experience:** President, config.com Internet Services; Towpath Trail Snack Shack; U.S. Marine Corps
- **Education:** Kent State University
- **Campaign Committee:** Rinehart Campaign Committee, 689 St. Rt. 212 NW, Bolivar, OH 44612
- **Website:** joerinehart.com

JODI SALVO (R-Bolivar)

- **Social Media:** @jodi_salvo
- **Occupation:** Director of Substance Use Prevention Services, OhioGuidestone
- **Experience:** Ohio Counselor, Social Worker and Marriage and Family Board; SPF Rx Advisory Board
- **Education:** Bachelor's Social Work, California University of Pennsylvania; M.S.W., Marywood University
- **Memberships:** Board, Ohio's Prevention Professionals Association; Advisory Council, Ohio's Statewide Prevention Coalition Association
- **Campaign Committee:** Friends Of Jodi Salvo, 2421 Sandy Hill Rd. NE, Bolivar, OH 44612
- **Website:** jodisalvoforstaterep.com

DEMOCRATS SAY: No comment provided.

REPUBLICANS SAY: Jodi Salvo earned her way to the Republican nomination and will win in November.

Economic Profile:

See pages 188 & 189 for comparative demographic data.

INDUSTRIES	Employment		Wages	
	# of Jobs	%	\$	%
Natural Resources & Mining	977	2.6%	\$61,211,140	3.2%
Construction	1,906	5.0%	\$114,354,960	5.9%
Manufacturing	9,213	24.2%	\$604,934,081	31.1%
Trade, Transportation, & Utilities	6,539	17.2%	\$310,845,581	16.0%
Information	340	0.9%	\$12,686,069	0.7%
Financial Activities	1,047	2.8%	\$64,236,650	3.3%
Professional & Business Services	3,515	9.2%	\$187,761,931	9.7%
Education & Health Services	8,426	22.2%	\$388,636,814	20.0%
Leisure & Hospitality	3,729	9.8%	\$77,314,313	4.0%
Other Services (except Public Administration)	1,239	3.3%	\$46,789,939	2.4%
Public Administration	1,088	2.9%	\$73,721,459	3.8%
TOTAL	38,019		\$1,942,492,937	

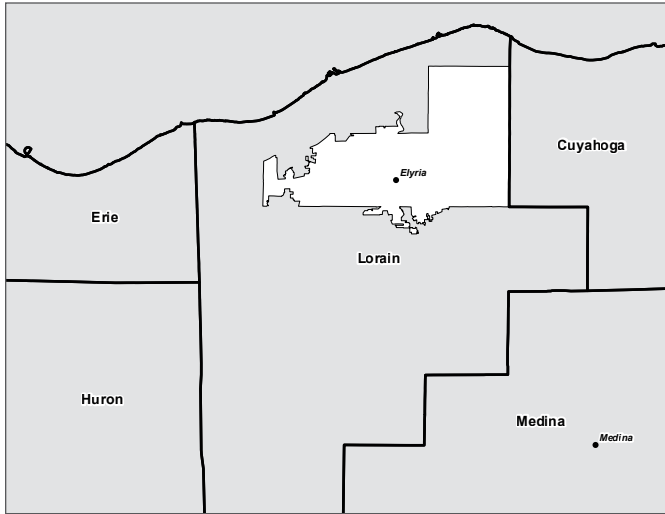
52 FIFTY-SECOND

HOUSE DISTRICT



District Map:

House District 52 is contained within Senate District 13.



Political Landscape:

2022 Gubernatorial Results:

Mike DeWine (R)	60.17%
Nan Whaley (D)	39.83%

2020 Presidential Results:

Joe Biden (D)	49.10%
Donald Trump (R)	50.90%



Candidates:

GAYLE MANNING (R-North Ridgeville) ★

- **Social Media:** Facebook, Instagram, X @GayleManningOH
- **Occupation:** Legislator
- **Experience:** Teacher; North Ridgeville City Council
- **Education:** B.S. Elementary Education and Gifted Education, Kent State University; M.S. Reading, University of Akron
- **Memberships:** Lorain County Historical Society; NRA; North Ridgeville Chamber of Commerce; Ohio Farm Bureau; North Ridgeville Republican Club; Cuyahoga – West Retired Teachers Association; PERI; Lorain County Farm Bureau
- **Campaign Committee:** Committee To Elect Gayle Manning, 7064 Avon Belden Rd., North Ridgeville, OH 44039
- **Website:** gaylemanning.com

GENEVIEVE FLIEGER (D-North Ridgeville)

- **Social Media:** Facebook, Instagram
- **Occupation:** Project Specialist, Second Harvest Food Bank of North Central Ohio
- **Experience:** Senior Loan Processor, United Trust Bank
- **Education:** William Woods University
- **Campaign Committee:** Friends Of Genevieve Flieger, 32797 Chestnut Ridge Rd., North Ridgeville, OH 44039
- **Website:** fliegerforohio.com

DEMOCRATS SAY: No comment provided.

REPUBLICANS SAY: Democrats keep trying, but they just can't beat a Manning!

Economic Profile:

INDUSTRIES	Employment		Wages	
	# of Jobs	%	\$	%
Natural Resources & Mining	157	0.4%	\$0	0.0%
Construction	1,837	4.1%	\$109,403,099	4.8%
Manufacturing	7,862	17.5%	\$524,495,203	22.9%
Trade, Transportation, & Utilities	9,495	21.2%	\$462,177,405	20.2%
Information	409	0.9%	\$22,208,000	1.0%
Financial Activities	1,024	2.3%	\$75,027,563	3.3%
Professional & Business Services	4,745	10.6%	\$231,851,181	10.1%
Education & Health Services	11,588	25.8%	\$559,208,141	24.4%
Leisure & Hospitality	4,652	10.4%	\$104,962,085	4.6%
Other Services (except Public Administration)	1,318	2.9%	\$47,131,185	2.1%
Public Administration	1,750	3.9%	\$151,605,909	6.6%
TOTAL	44,837		\$2,288,069,772	

See pages 188 & 189 for comparative demographic data.

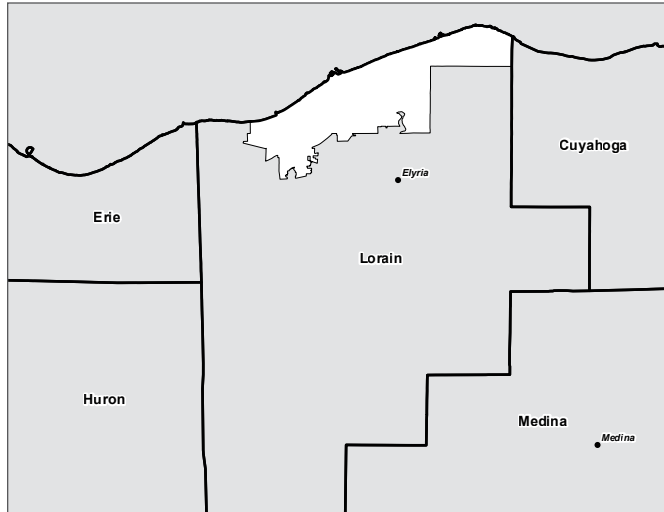


FIFTY-THIRD 53

HOUSE DISTRICT

District Map:

House District 53 is contained within Senate District 13.



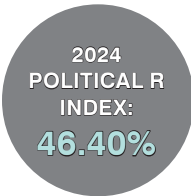
Political Landscape:

2022 Gubernatorial Results:

Mike DeWine (R)	56.47%
Nan Whaley (D)	43.53%

2020 Presidential Results:

Joe Biden (D)	53.37%
Donald Trump (R)	46.63%



Candidates:

JOE MILLER (D-Amherst) ★

- **Social Media:** @JoeMiller4Ohio
- **Occupation:** Educator; Legislator
- **Experience:** Firelands Local Schools; Amherst City Council
- **Education:** B.S. Education, Bowling Green State University; M.S. Education, Ashland University
- **Memberships:** National Education Association; Ohio Education Association; Firelands Education Association; Knights of Columbus Holy Family Council 4891; Sons of American Legion Post 118; Eagles Aerie 1442; Lorain Elks Lodge 1301; United States Golf Teaching Federation; Northern Ohio Officials Association; Lake Erie Basketball Officials Association; Ohio Farm Bureau
- **Campaign Committee:** Friends Of Joe Miller, 433 Northpointe Blvd., Amherst, OH 44001
- **Website:** electjoemiller.com

BRADLEY LACKO (R-Amherst)

- **Social Media:** [Facebook icon]
- **Occupation:** Independent Trucker
- **Experience:** Lacko Trucking & Transport LLC; Owner, Lacko Motorsports LLC
- **Education:** ITT Technical Institute
- **Campaign Committee:** Friends Of Brad Lacko, 516 Maple Creek Dr., Amhurst, OH 44001

DEMOCRATS SAY: No comment provided.

REPUBLICANS SAY: With Trump at the top of the ticket, watch this blue-collar Lorain County seat very closely.

HOUSE

Economic Profile:

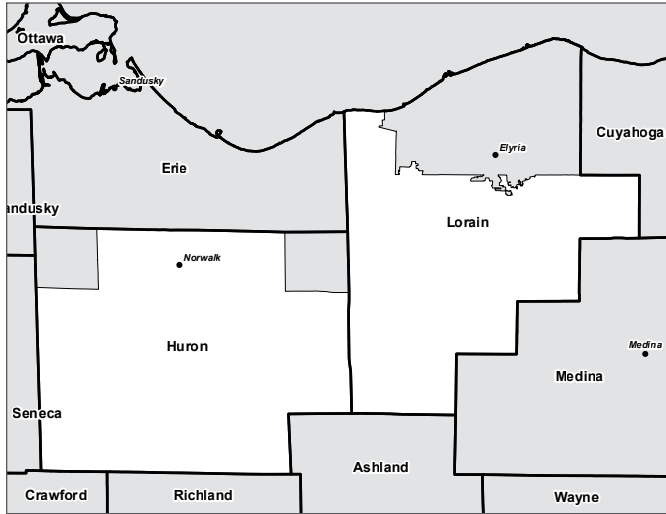
See pages 188 & 189 for comparative demographic data.

INDUSTRIES	Employment		Wages	
	# of Jobs	%	\$	%
Natural Resources & Mining	8	0.0%	\$0	0.0%
Construction	1,088	3.5%	\$64,796,174	4.0%
Manufacturing	5,465	17.7%	\$364,584,875	22.6%
Trade, Transportation, & Utilities	6,787	22.0%	\$379,200,691	23.5%
Information	320	1.0%	\$17,375,453	1.1%
Financial Activities	852	2.8%	\$58,991,555	3.7%
Professional & Business Services	2,321	7.5%	\$116,809,450	7.2%
Education & Health Services	8,987	29.1%	\$430,879,040	26.7%
Leisure & Hospitality	3,170	10.3%	\$71,523,078	4.4%
Other Services (except Public Administration)	1,059	3.4%	\$37,869,442	2.3%
Public Administration	843	2.7%	\$73,030,732	4.5%
TOTAL	30,900		\$1,615,060,490	



District Map:

House District 54 is contained within Senate District 13.



Political Landscape:

2022 Gubernatorial Results:

Mike DeWine (R)	68.58%
Nan Whaley (D)	31.42%

2020 Presidential Results:

Joe Biden (D)	36.47%
Donald Trump (R)	63.53%



Candidates:

BRENDA BUCHANAN (D-Columbia Station)

- **Social Media:** @queenosheba1
- **Occupation:** Radio Traffic Supervisor, Audacy New England Region
- **Experience:** Columbia Local School Board; Lorain County JVS Board; Radio Traffic Director
- **Education:** B.A., Kent State University; M.E., Cleveland State University
- **Campaign Committee:** Friends Of Brenda Buchanan, 12576 W. River Rd., Columbia Station, OH 44028
- **Website:** brendabuchananforohio.com

KELLIE DEETER (R-Norwalk)

- **Social Media:** @KellieDeeter
- **Occupation:** Nurse Anesthetist/Nurse Practitioner
- **Experience:** Owner, Firelands Anesthesia, Firelands Medispa; Regional Anesthesia Instructor, Western Reserve Anesthesia Education
- **Education:** B.S.N. Anesthesia, UTMC; M.S.N. Anesthesia, University of Akron; FNP/DNP, Maryville University of Saint Louis
- **Campaign Committee:** Deeter For Ohio, 1711 Pioneer Pass, Norwalk, OH 44857
- **Website:** kelliedeeter.com

DEMOCRATS SAY: No comment provided.

REPUBLICANS SAY: Kellie Deeter is a business owner and medical professional who will hit the ground running in Columbus.

Economic Profile:

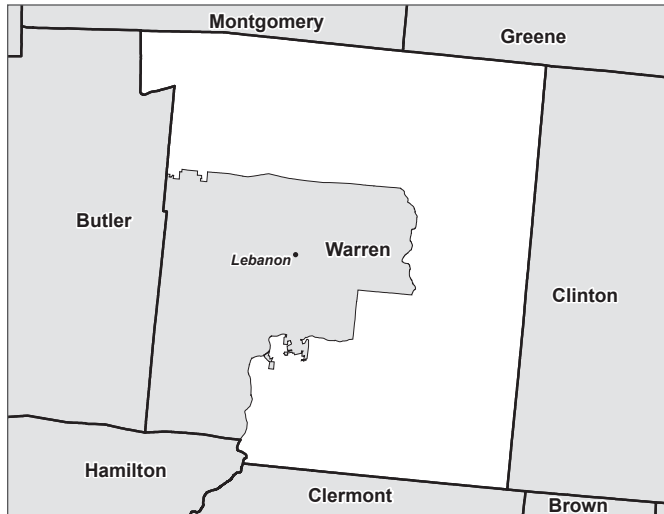
See pages 188 & 189 for comparative demographic data.

INDUSTRIES	Employment		Wages	
	# of Jobs	%	\$	%
Natural Resources & Mining	894	2.5%	\$12,015,199	0.6%
Construction	3,119	8.6%	\$237,347,118	12.5%
Manufacturing	7,726	21.3%	\$468,810,755	24.7%
Trade, Transportation, & Utilities	6,855	18.9%	\$343,825,974	18.1%
Information	293	0.8%	\$14,864,918	0.8%
Financial Activities	645	1.8%	\$39,755,765	2.1%
Professional & Business Services	2,542	7.0%	\$112,194,461	5.9%
Education & Health Services	8,205	22.6%	\$411,373,684	21.7%
Leisure & Hospitality	2,859	7.9%	\$59,304,567	3.1%
Other Services (except Public Administration)	965	2.7%	\$32,636,137	1.7%
Public Administration	2,163	6.0%	\$165,130,185	8.7%
TOTAL	36,266		\$1,897,258,764	



District Map:

House District 55 is contained within Senate District 7.



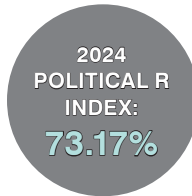
Political Landscape:

2022 Gubernatorial Results:

Mike DeWine (R)	78.21%
Nan Whaley (D)	21.79%

2020 Presidential Results:

Joe Biden (D)	28.21%
Donald Trump (R)	71.79%



Candidates:

LAURA DAVIS (D-Lebanon)

- **Social Media:**
- **Occupation:** Public Engagement
- **Experience:** Founder, LM Engagement; People's Engagement; EarthShare North Carolina
- **Education:** B.S. Biology, Case Western Reserve University; Master of Environmental Management, Duke University
- **Campaign Committee:** Friends Of Laura Marie Davis, 375 Turner Dr., Lebanon, OH 45036
- **Website:** lm4oh.com

MICHELLE TESKA (R-Centerville)

- **Social Media:**
- **Occupation:** President, Golden Heart Senior Care of Dayton
- **Experience:** Sales Executive, Boost Engagement; Sales Manager, Cox Media Group; WHIO-TV
- **Education:** B.S. Communications, University of Dayton
- **Campaign Committee:** Conservatives For Michelle Teska, 1136 Petrus Ct., Dayton, OH 45458
- **Website:** teska2024.com

DEMOCRATS SAY: No comment provided.

REPUBLICANS SAY: Michelle Teska will keep this seat for Republicans.

HOUSE

Economic Profile:

See pages 188 & 189 for comparative demographic data.

INDUSTRIES	Employment		Wages	
	# of Jobs	%	\$	%
Natural Resources & Mining	162	0.6%	\$8,305,838	0.6%
Construction	1,853	6.8%	\$131,956,484	9.4%
Manufacturing	3,739	13.6%	\$270,765,740	19.2%
Trade, Transportation, & Utilities	6,278	22.9%	\$183,326,548	13.0%
Information	134	0.5%	\$23,733,900	1.7%
Financial Activities	802	2.9%	\$57,060,579	4.1%
Professional & Business Services	2,962	10.8%	\$194,055,486	13.8%
Education & Health Services	6,704	24.4%	\$366,422,143	26.0%
Leisure & Hospitality	3,149	11.5%	\$78,711,711	5.6%
Other Services (except Public Administration)	1,041	3.8%	\$50,382,978	3.6%
Public Administration	623	2.3%	\$45,784,248	3.3%
TOTAL	27,447		\$1,410,505,656	



District Map:

House District 56 is contained within Senate District 7.



Political Landscape:

2022 Gubernatorial Results:

Mike DeWine (R)	68.13%
Nan Whaley (D)	31.87%

2020 Presidential Results:

Joe Biden (D)	40.95%
Donald Trump (R)	59.05%



Candidates:

ADAM MATHEWS (R-Lebanon) ★

- **Social Media:** @mathewsfrohio
- **Occupation:** Attorney
- **Experience:** Lebanon Councilman
- **Education:** B.S. Mechanical Engineering, B.A. Political Science, University of Notre Dame; J.D., Notre Dame Law School
- **Campaign Committee:** Friends Of Adam Mathews, 454 Calumet Farms Dr., Lebanon, OH 45036
- **Website:** adammathews.com

CLEVELAND CANOVA (D-Lebanon)

- **Social Media:**
- **Occupation:** Business Owner
- **Experience:** American History Teacher, Hughes High School
- **Campaign Committee:** Friends Of Cleveland Canova, 792 Harvard Dr. Unit A, Lebanon, OH 45036

DEMOCRATS SAY: No comment provided.

REPUBLICANS SAY: Another win for Republicans and Adam Mathews.

Economic Profile:

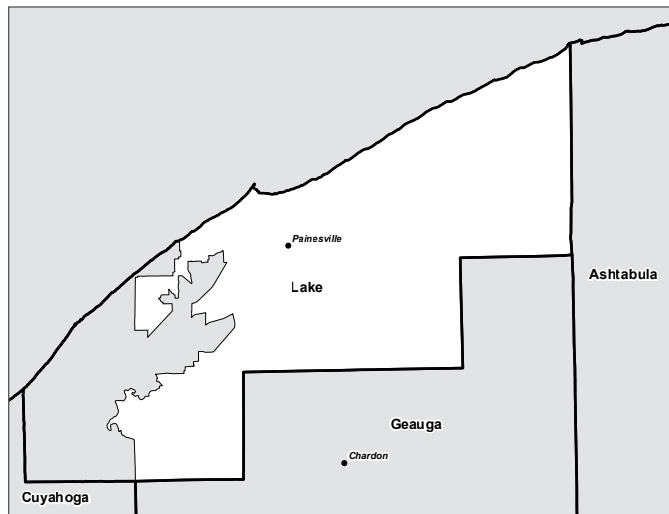
See pages 188 & 189 for comparative demographic data.

INDUSTRIES	Employment		Wages	
	# of Jobs	%	\$	%
Natural Resources & Mining	113	0.2%	\$4,662,263	0.1%
Construction	2,419	3.5%	\$172,262,674	3.9%
Manufacturing	9,059	13.1%	\$656,022,156	14.7%
Trade, Transportation, & Utilities	13,829	20.0%	\$488,638,981	11.0%
Information	413	0.6%	\$73,150,007	1.6%
Financial Activities	4,795	6.9%	\$355,051,386	8.0%
Professional & Business Services	14,610	21.1%	\$1,609,162,570	36.1%
Education & Health Services	11,553	16.7%	\$631,096,473	14.2%
Leisure & Hospitality	8,360	12.1%	\$214,613,102	4.8%
Other Services (except Public Administration)	1,837	2.7%	\$88,908,292	2.0%
Public Administration	2,241	3.2%	\$164,691,009	3.7%
TOTAL	69,229		\$4,458,258,912	



District Map:

House District 57 is contained within Senate District 18.



Political Landscape:

2022 Gubernatorial Results:

Mike DeWine (R)	67.77%
Nan Whaley (D)	32.23%

2020 Presidential Results:

Joe Biden (D)	40.00%
Donald Trump (R)	60.00%

2024
POLITICAL R
INDEX:
60.08%

Candidates:

JAMIE CALLENDER (R-Concord) ★

- **Social Media:** Facebook, YouTube, X @JamieCallender
- **Occupation:** Attorney
- **Experience:** Partner, Callender Law Group; Professor, Kent State University; Partner, Buckley King LPA; State Representative
- **Education:** Bachelor's, Cleveland State University; J.D., Cleveland-Marshall College of Law
- **Campaign Committee:** Callender For Ohio, 4679 Winterset Dr., Columbus, OH 43220
- **Website:** jamiecallender.com

RICK WALKER (D-Perry)

- **Social Media:** Facebook
- **Occupation:** Co-Owner, Walker Floors & Window Fashions
- **Experience:** Real Estate Agent
- **Education:** Chardon High School
- **Memberships:** National Ski Patrol; Northeast Umpires Association; NE Ohio Football Officials Association; Ohio Farm Bureau
- **Campaign Committee:** Friends Of Rick Walker, 3325 N. Ridge Rd., Perry, OH 44081

DEMOCRATS SAY: No comment provided.

REPUBLICANS SAY: Jamie Callender is a proven winner in Lake County.

Economic Profile:

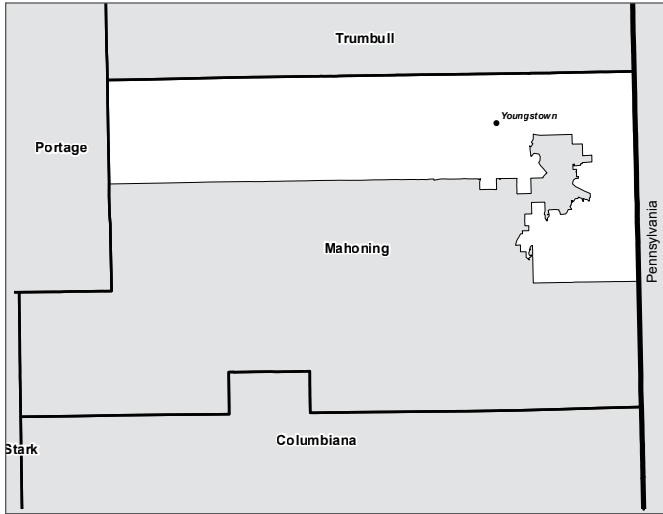
See pages 188 & 189 for comparative demographic data.

INDUSTRIES	Employment		Wages	
	# of Jobs	%	\$	%
Natural Resources & Mining	796	2.0%	\$39,598,055	1.7%
Construction	2,083	5.2%	\$140,430,766	6.0%
Manufacturing	8,405	21.0%	\$616,430,005	26.5%
Trade, Transportation, & Utilities	7,250	18.1%	\$422,987,011	18.2%
Information	495	1.2%	\$40,089,879	1.7%
Financial Activities	680	1.7%	\$48,279,085	2.1%
Professional & Business Services	4,272	10.7%	\$323,055,275	13.9%
Education & Health Services	8,677	21.7%	\$416,347,578	17.9%
Leisure & Hospitality	3,673	9.2%	\$84,234,921	3.6%
Other Services (except Public Administration)	1,264	3.2%	\$50,591,399	2.2%
Public Administration	2,482	6.2%	\$148,027,579	6.4%
TOTAL	40,077		\$2,330,071,553	



District Map:

House District 58 is contained within Senate District 33.



Candidates:

LAUREN MCNALLY (D-Youngstown) ★

- **Social Media:** @lmcnallytown
- **Occupation:** Legislator/Business Owner
- **Experience:** Youngstown City Council; Journalism; Marketing
- **Education:** B.A. Journalism, Political Science, Ohio State University
- **Campaign Committee:** Lauren McNally For Ohio, 1255 Cherokee Dr., Youngstown, OH 44511
- **Website:** laurenmcnallyforohio.com

EMILY CICCONE (R-WI-Austintown)

- **Social Media:**
- **Campaign Committee:** Committee To Elect Emily Ciccone, 18 S. Edgehill Ave., Youngstown, OH 44515

DEMOCRATS SAY: No comment provided.

REPUBLICANS SAY: Ciccone faces an uphill battle in this Dem-leaning district.

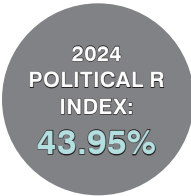
Political Landscape:

2022 Gubernatorial Results:

Mike DeWine (R)	58.65%
Nan Whaley (D)	41.35%

2020 Presidential Results:

Joe Biden (D)	56.79%
Donald Trump (R)	43.21%



Economic Profile:

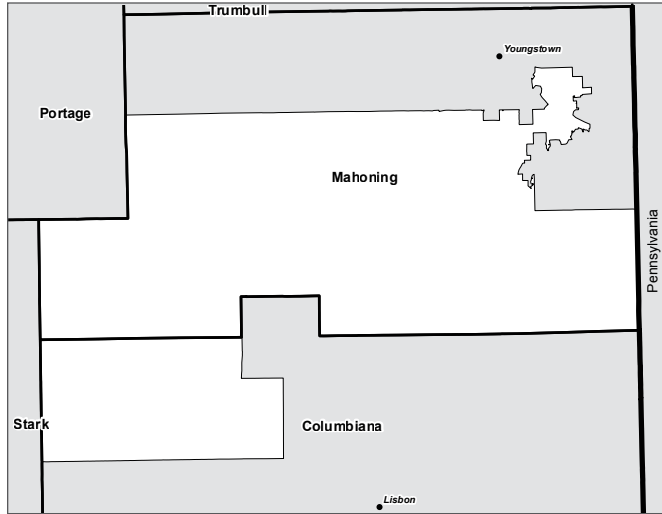
See pages 188 & 189 for comparative demographic data.

INDUSTRIES	Employment		Wages	
	# of Jobs	%	\$	%
Natural Resources & Mining	62	0.1%	\$3,486,074	0.2%
Construction	2,448	5.6%	\$169,963,318	7.5%
Manufacturing	4,883	11.1%	\$295,177,891	13.0%
Trade, Transportation, & Utilities	9,204	21.0%	\$478,690,485	21.0%
Information	343	0.8%	\$25,281,996	1.1%
Financial Activities	885	2.0%	\$60,370,533	2.7%
Professional & Business Services	4,657	10.6%	\$227,402,168	10.0%
Education & Health Services	13,533	30.8%	\$697,753,503	30.6%
Leisure & Hospitality	4,240	9.7%	\$100,903,586	4.4%
Other Services (except Public Administration)	1,455	3.3%	\$49,649,830	2.2%
Public Administration	2,222	5.1%	\$169,814,451	7.5%
TOTAL	43,932		\$2,278,493,835	



District Map:

House District 59 is contained within Senate District 33.



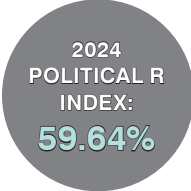
Political Landscape:

2022 Gubernatorial Results:

Mike DeWine (R)	71.96%
Nan Whaley (D)	28.04%

2020 Presidential Results:

Joe Biden (D)	40.69%
Donald Trump (R)	59.31%



Candidates:

TEX FISCHER (R-Boardman) ★

- **Social Media:** @textfischer
- **Occupation:** Political Consultant
- **Experience:** Founder/Partner, H&F Strategies; Field Director, Ohio Republican Party; Field Director, Regional Director, Turning Point USA

LAURA SCHAEFFER (D-Beloit)

- **Social Media:**
- **Occupation:** Beloit Village Councilwoman; ILS Administrator, Public Library of Youngstown & Mahoning County
- **Education:** B.A. Neuroscience, Agnes Scott College; M.S. Psychology, Georgia Institute of Technology; Ph.D. Engineering Technology, Georgia Institute of Technology
- **Campaign Committee:** Laura Schaeffer For Ohio, P.O. Box 131, Beloit, OH 44609
- **Website:** lauraforohio.com

DEMOCRATS SAY: No comment provided.

REPUBLICANS SAY: Outsider Tex Fischer knows how to campaign and he will carry this Trump district.

Economic Profile:

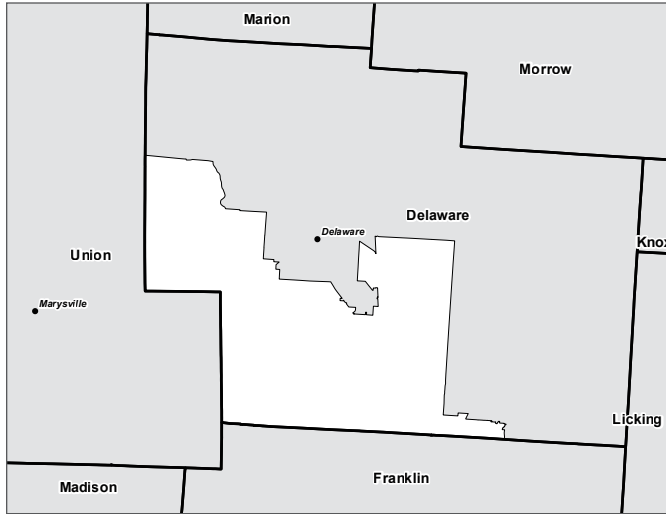
See pages 188 & 189 for comparative demographic data.

INDUSTRIES	Employment		Wages	
	# of Jobs	%	\$	%
Natural Resources & Mining	332	0.7%	\$16,903,731	0.8%
Construction	2,357	5.2%	\$160,704,767	7.2%
Manufacturing	4,475	9.8%	\$269,898,856	12.1%
Trade, Transportation, & Utilities	9,890	21.7%	\$450,671,569	20.2%
Information	573	1.3%	\$42,233,649	1.9%
Financial Activities	1,517	3.3%	\$111,305,919	5.0%
Professional & Business Services	6,131	13.5%	\$297,704,067	13.4%
Education & Health Services	12,176	26.8%	\$640,102,798	28.8%
Leisure & Hospitality	5,901	13.0%	\$132,975,790	6.0%
Other Services (except Public Administration)	1,366	3.0%	\$46,695,424	2.1%
Public Administration	754	1.7%	\$57,292,005	2.6%
TOTAL	45,472		\$2,226,488,575	



District Map:

House District 60 is contained within Senate District 19.



Political Landscape:

2022 Gubernatorial Results:

Mike DeWine (R)	61.84%
Nan Whaley (D)	38.16%

2020 Presidential Results:

Joe Biden (D)	49.57%
Donald Trump (R)	50.43%



Candidates:

BRIAN LORENZ (R-Powell) ★

- **Social Media:** @ X @lorenzforohio
- **Occupation:** Land Use Consultant
- **Experience:** Sr. Director Planning, Permitting, WD Partners; Mayor, Vice Mayor and Councilman, Powell
- **Education:** B.A., Geography, Urban Planning, University of Toledo; Master's, City and Regional Planning, Ohio State University
- **Campaign Committee:** Lorenz For Ohio, 4111 Village Club Dr., Powell, OH 43065
- **Website:** brianlorenzohio.com

RACHAEL MOROCCO (D-Lewis Center)

- **Social Media:** [Facebook icon]
- **Occupation:** Peditrician
- **Experience:** Nationwide Children's Hospital; Professor, Ohio State University
- **Education:** B.S. Biology, Mt. Union College; Medical Degree, Lake Erie College of Osteopathic Medicine; M.P.H., Ohio State University
- **Campaign Committee:** Friends Of Rachael Morocco, 2888 Coltsbridge Dr., Lewis Center, OH 43035
- **Website:** rachaelmorocco.com

DEMOCRATS SAY: No comment provided.

REPUBLICANS SAY: Appointed Republican incumbent Brian Lorenz will earn a full term this November.

Economic Profile:

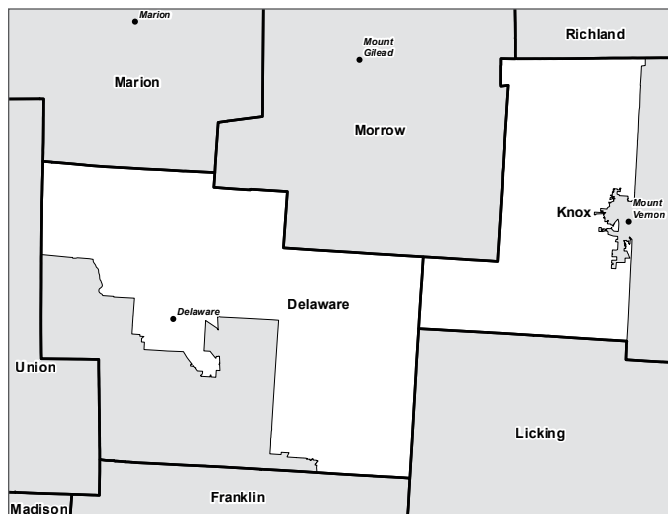
See pages 188 & 189 for comparative demographic data.

INDUSTRIES	Employment		Wages	
	# of Jobs	%	\$	%
Natural Resources & Mining	301	0.5%	\$0	0.0%
Construction	2,073	3.2%	\$158,565,238	3.6%
Manufacturing	3,115	4.8%	\$240,722,577	5.5%
Trade, Transportation, & Utilities	11,434	17.7%	\$506,496,783	11.6%
Information	287	0.4%	\$38,086,367	0.9%
Financial Activities	5,512	8.5%	\$545,868,234	12.5%
Professional & Business Services	20,200	31.2%	\$1,915,063,362	43.7%
Education & Health Services	9,812	15.2%	\$579,775,099	13.2%
Leisure & Hospitality	9,821	15.2%	\$274,983,479	6.3%
Other Services (except Public Administration)	1,671	2.6%	\$83,981,274	1.9%
Public Administration	484	0.7%	\$35,894,392	0.8%
TOTAL	64,710		\$4,379,436,804	



District Map:

House District 61 is contained within Senate District 19.



Political Landscape:

2022 Gubernatorial Results:

Mike DeWine (R)	68.02%
Nan Whaley (D)	31.98%

2020 Presidential Results:

Joe Biden (D)	39.90%
Donald Trump (R)	60.10%

2024
POLITICAL R
INDEX:
62.57%

Candidates:

BETH LEAR (R-Galena) ★

- **Social Media:** @learforliberty
- **Occupation:** Legislator
- **Experience:** VP Government Affairs, Associated Builders and Contractors of Ohio; Ohio Air National Guard
- **Education:** B.A. International Relations, Ohio State University
- **Campaign Committee:** Lear For Liberty, 7490 Big Walnut Rd., Galena, OH 43021
- **Website:** bethlear.com

DAVID HOGAN (D-Ashley)

- **Social Media:**
- **Occupation:** Professor, Heidelberg University
- **Experience:** Chairman Department of History, Heidelberg University; President, Ohio Academy of History; Board Member, Ohio Historical Society; Social Studies Advisory Board, Ohio Department of Education
- **Education:** B.A. History, State University of New York at Fredonia; M.A. History, Binghamton University; Ph.D. History, Carnegie Mellon University
- **Memberships:** St. Mary's Catholic Church
- **Campaign Committee:** Hogan For A Better Ohio, 7790 Horseshoe Rd., Ashley, OH 43003
- **Website:** hoganforabetterohio.org

DEMOCRATS SAY: No comment provided.

REPUBLICANS SAY: Beth Lear will hold this safe Republican seat.

HOUSE

Economic Profile:

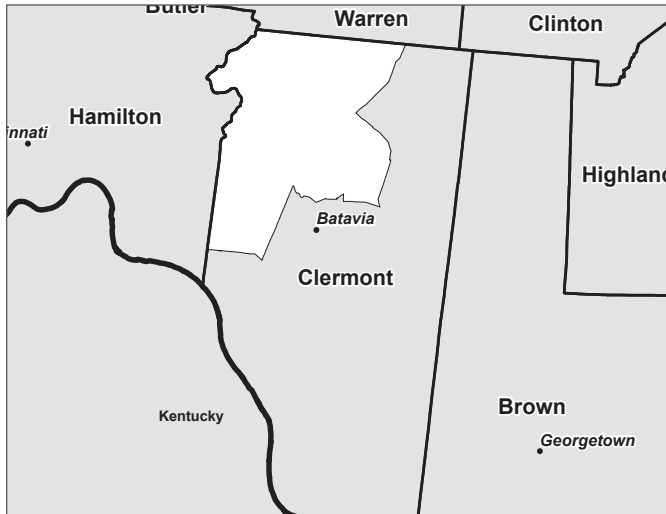
See pages 188 & 189 for comparative demographic data.

INDUSTRIES	Employment		Wages	
	# of Jobs	%	\$	%
Natural Resources & Mining	59	0.2%	\$739,837	0.0%
Construction	2,292	6.8%	\$164,990,154	7.9%
Manufacturing	5,582	16.5%	\$432,810,156	20.7%
Trade, Transportation, & Utilities	7,198	21.3%	\$341,160,548	16.3%
Information	262	0.8%	\$33,503,618	1.6%
Financial Activities	2,502	7.4%	\$244,701,955	11.7%
Professional & Business Services	2,575	7.6%	\$182,335,928	8.7%
Education & Health Services	7,408	21.9%	\$433,108,374	20.7%
Leisure & Hospitality	3,529	10.4%	\$97,823,652	4.7%
Other Services (except Public Administration)	820	2.4%	\$40,326,649	1.9%
Public Administration	1,599	4.7%	\$117,291,354	5.6%
TOTAL	33,826		\$2,088,792,224	



District Map:

House District 62 is contained within Senate District 14.



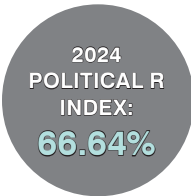
Political Landscape:

2022 Gubernatorial Results:

Mike DeWine (R)	71.40%
Nan Whaley (D)	28.60%

2020 Presidential Results:

Joe Biden (D)	34.66%
Donald Trump (R)	65.34%



Candidates:

JEAN SCHMIDT (R-Loveland) ★

- **Social Media:** [Facebook icon]
- **Occupation:** Professor, Chatfield College
- **Experience:** Miami Township Trustee; Ohio House; U.S. Representative
- **Education:** B.A. Political Science, University of Cincinnati
- **Campaign Committee:** Schmidt For Ohio, 771 Wards Corner Rd., Loveland, OH 45140
- **Website:** schmidtforohio.com

KATIE VOCKELL (D-Loveland)

- **Social Media:** [Facebook icon] [Twitter icon] [Instagram icon] [LinkedIn icon] @Vockell4Voters
- **Occupation:** CPA
- **Experience:** Tax Senior, Deloitte; Financial Analyst/Assistant Vice President, U.S. Bank; Financial Analyst/Tax Specialist, Nationwide
- **Education:** Bachelor's Accounting, Miami University
- **Campaign Committee:** Friends Of Katie Vockell, 6340 S. Devonshire Dr., Loveland, OH 45140
- **Website:** vockellforvoters.com

DEMOCRATS SAY: No comment provided.

REPUBLICANS SAY: You can't outrun this Republican candidate—Schmidt wins by a mile.

Economic Profile:

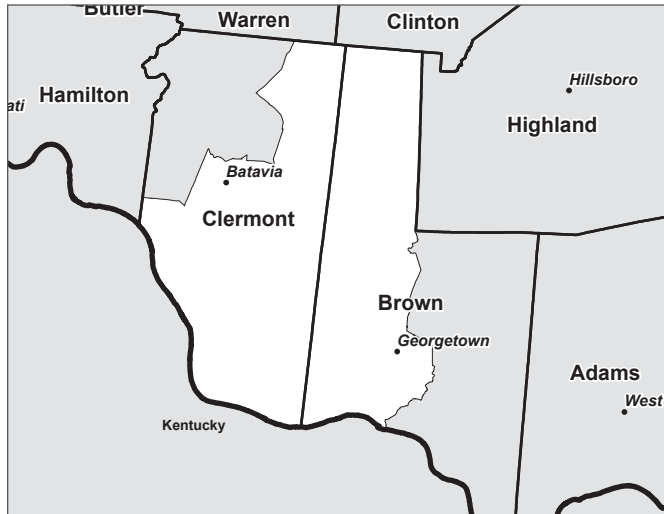
See pages 188 & 189 for comparative demographic data.

INDUSTRIES	Employment		Wages	
	# of Jobs	%	\$	%
Natural Resources & Mining	33	0.1%	\$0	0.0%
Construction	2,409	5.9%	\$143,572,321	6.0%
Manufacturing	2,958	7.3%	\$200,383,035	8.4%
Trade, Transportation, & Utilities	11,596	28.5%	\$673,828,251	28.1%
Information	1,208	3.0%	\$130,591,918	5.4%
Financial Activities	2,901	7.1%	\$229,334,376	9.6%
Professional & Business Services	5,382	13.2%	\$423,713,605	17.7%
Education & Health Services	6,779	16.7%	\$356,249,732	14.8%
Leisure & Hospitality	5,383	13.2%	\$139,263,097	5.8%
Other Services (except Public Administration)	1,472	3.6%	\$64,320,002	2.7%
Public Administration	574	1.4%	\$39,362,775	1.6%
TOTAL	40,695		\$2,400,619,112	



District Map:

House District 63 is contained within Senate District 14.



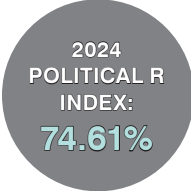
Political Landscape:

2022 Gubernatorial Results:

Mike DeWine (R)	79.31%
Nan Whaley (D)	20.69%

2020 Presidential Results:

Joe Biden (D)	24.65%
Donald Trump (R)	75.35%



Candidates:

ADAM BIRD (R-Cincinnati) ★

- **Social Media:** @AdamCBird
- **Occupation:** Legislator
- **Experience:** Superintendent of New Richmond EVSD
- **Education:** Master's Public School Administration, Xavier University; Bachelor's Biology, Cedarville University
- **Memberships:** Clermont County Library Board of Trustees
- **Campaign Committee:** Campaign To Elect Adam Bird, 3562 Behymer R.d, Cincinnati, OH 45245

TRACEY MCCULLOUGH (D-Batavia)

- **Social Media:** @traceydanine
- **Experience:** Programming Manager, Clermont County Public Library; Contract Tracer, POD Manager, Hamilton County Public Health
- **Education:** A.A., University of Cincinnati Clermont; B.A. Organizational Leadership, Northern Kentucky University; M.B.A. Northern Kentucky University
- **Campaign Committee:** Friends Of Tracey D. McCullough, 4574 Julep Way, Batavia, OH 45103
- **Website:** votefortraceym.com

DEMOCRATS SAY: No comment provided.

REPUBLICANS SAY: Adam Bird will school the Democrats once again.

Economic Profile:

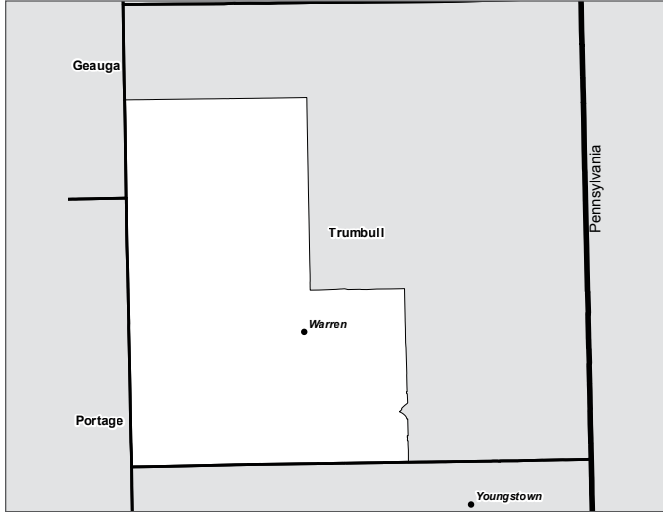
See pages 188 & 189 for comparative demographic data.

INDUSTRIES	Employment		Wages	
	# of Jobs	%	\$	%
Natural Resources & Mining	119	0.6%	\$0	0.0%
Construction	1,469	6.9%	\$87,532,023	7.7%
Manufacturing	3,764	17.6%	\$247,053,267	21.6%
Trade, Transportation, & Utilities	3,620	16.9%	\$186,512,747	16.3%
Information	225	1.1%	\$21,358,797	1.9%
Financial Activities	561	2.6%	\$36,292,729	3.2%
Professional & Business Services	1,326	6.2%	\$93,487,675	8.2%
Education & Health Services	6,035	28.2%	\$293,584,875	25.7%
Leisure & Hospitality	1,969	9.2%	\$46,654,546	4.1%
Other Services (except Public Administration)	636	3.0%	\$26,378,512	2.3%
Public Administration	1,664	7.8%	\$105,870,547	9.3%
TOTAL	21,388		\$1,144,725,717	



District Map:

House District 64 is contained within Senate District 32.



Political Landscape:

2022 Gubernatorial Results:

Mike DeWine (R)	64.65%
Nan Whaley (D)	35.35%

2020 Presidential Results:

Joe Biden (D)	46.76%
Donald Trump (R)	53.24%



Candidates:

NICK SANTUCCI (R-Warren) ★

- **Social Media:** @NickSSantucci
- **Occupation:** Workforce and community engagement consultant
- **Experience:** Senior Consultant Workforce & Community Engagement, VAZA Consulting; Director of Government & Public Affairs, Youngstown/Warren Regional Chamber
- **Education:** B.S. Political Science, John Carroll University
- **Campaign Committee:** Friends Of Nick Santucci, 535 Avalon Dr. SE, Warren, OH 44484
- **Website:** nicksantucci.com

LAUREN MATHEWS (D-Warren)

- **Social Media:** @LaurenMathews
- **Experience:** Vocational Rehabilitation Counselor, Opportunities for Ohians with Disabilities; New Leaf Residential Services; North East Ohio Network
- **Education:** B.S. Social Work, PennWest Edinboro
- **Campaign Committee:** Committee To Elect Lauren Mathews, 8542 Bayberry Dr. NE, Warren, OH 44484

DEMOCRATS SAY: No comment provided.

REPUBLICANS SAY: Santucci is working hard and will keep this seat Republican.

Economic Profile:

See pages 188 & 189 for comparative demographic data.

INDUSTRIES	Employment		Wages	
	# of Jobs	%	\$	%
Natural Resources & Mining	88	0.2%	\$3,717,210	0.2%
Construction	1,465	3.8%	\$94,412,670	4.9%
Manufacturing	5,630	14.6%	\$424,086,053	22.1%
Trade, Transportation, & Utilities	8,741	22.7%	\$419,804,338	21.9%
Information	275	0.7%	\$15,583,718	0.8%
Financial Activities	1,237	3.2%	\$76,586,225	4.0%
Professional & Business Services	3,576	9.3%	\$141,366,047	7.4%
Education & Health Services	9,989	25.9%	\$490,113,094	25.5%
Leisure & Hospitality	5,029	13.0%	\$101,384,093	5.3%
Other Services (except Public Administration)	1,229	3.2%	\$39,620,366	2.1%
Public Administration	1,332	3.5%	\$114,872,210	6.0%
TOTAL	38,591		\$1,921,546,024	



District Map:

House District 65 is contained within Senate District 32.



Candidates:

DAVID THOMAS (R-Jefferson)

- **Social Media:** Facebook, Instagram, LinkedIn, YouTube, X @DavidThomasOH
- **Occupation:** Ashtabula County Auditor
- **Experience:** Fiscal Officer, Austinburg Township; Assistant Director of Advancement and Alumni Relations, Grand River Academy
- **Education:** B.A. American Government and Politics, Washington and Lee University; M.B.A., Baldwin Wallace University
- **Memberships:** Ohio Council of County Officials; Northeast Ohio Auditor's Association; Ashtabula Ridge Church of the Nazarene
- **Campaign Committee:** Friends Of David Thomas, 8695 Troutman Rd., Orwell, OH 44076
- **Website:** davidthomasforohio.com

UNOPPOSED

DEMOCRATS SAY: No comment provided.

REPUBLICANS SAY: Democrats adopted a plan for David Thomas: don't run anyone against him.

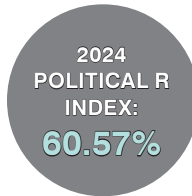
Political Landscape:

2022 Gubernatorial Results:

Mike DeWine (R) 70.90%
 Nan Whaley (D) 29.10%

2020 Presidential Results:

Joe Biden (D) 38.08%
 Donald Trump (R) 61.92%



Economic Profile:

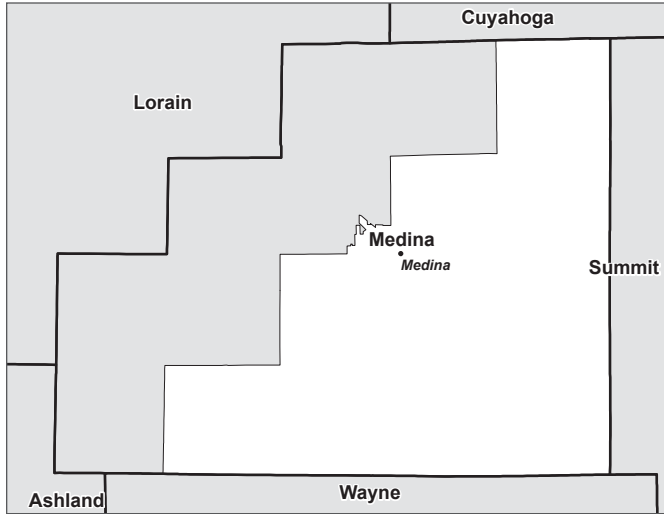
See pages 188 & 189 for comparative demographic data.

INDUSTRIES	Employment		Wages	
	# of Jobs	%	\$	%
Natural Resources & Mining	210	0.7%	\$8,989,958	0.6%
Construction	1,988	6.3%	\$130,350,189	8.2%
Manufacturing	5,274	16.8%	\$359,327,630	22.6%
Trade, Transportation, & Utilities	6,804	21.7%	\$339,258,388	21.3%
Information	187	0.6%	\$10,307,354	0.7%
Financial Activities	949	3.0%	\$58,408,856	3.7%
Professional & Business Services	2,394	7.6%	\$117,478,513	7.4%
Education & Health Services	8,445	26.9%	\$404,560,960	25.4%
Leisure & Hospitality	2,945	9.4%	\$60,996,093	3.8%
Other Services (except Public Administration)	1,073	3.4%	\$32,055,569	2.0%
Public Administration	1,067	3.4%	\$70,000,671	4.4%
TOTAL	31,336		\$1,591,734,183	



District Map:

House District 66 is contained within Senate District 22.



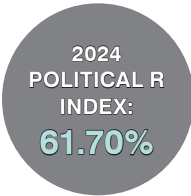
Political Landscape:

2022 Gubernatorial Results:

Mike DeWine (R)	68.63%
Nan Whaley (D)	31.37%

2020 Presidential Results:

Joe Biden (D)	38.63%
Donald Trump (R)	61.37%



Candidates:

SHARON RAY (R-Wadsworth) ★

- **Social Media:** @sharonrayohio
- **Occupation:** Legislator
- **Experience:** Bailiff, Wadsworth Municipal Court; Medina County Commissioner; Medina County Board of Elections
- **Education:** Associate's Sales and Marketing, University of Akron
- **Campaign Committee:** Sharon Ray For Representative, 283 Stratford Ave., Wadsworth, OH 44281
- **Website:** sharonray.org

BRADFORD QUADE (D-Wadsworth)

- **Social Media:** YouTube
- **Occupation:** Retired Teacher
- **Experience:** Medina City Schools
- **Education:** Bachelor's, Miami University; Master's, Kent State University
- **Campaign Committee:** Friends Of Quade For Ohio, 7717 Hartman Rd., Wadsworth, OH 44281
- **Website:** quadeforohio.org

DEMOCRATS SAY: No comment provided.

REPUBLICANS SAY: Sharon Ray will win this Republican-leaning seat.

Economic Profile:

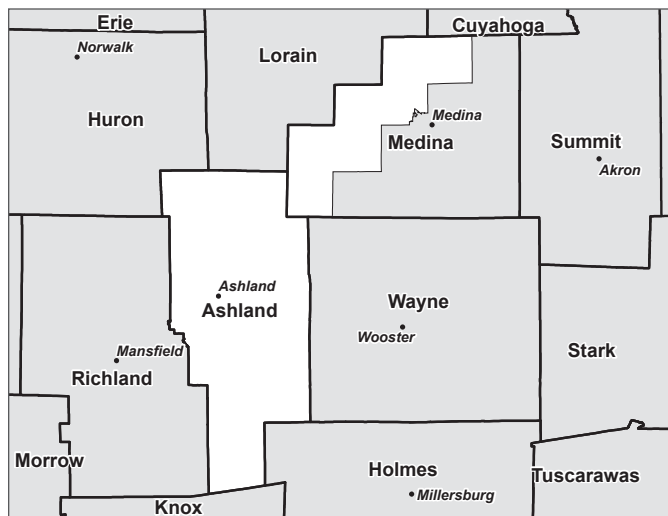
See pages 188 & 189 for comparative demographic data.

INDUSTRIES	Employment		Wages	
	# of Jobs	%	\$	%
Natural Resources & Mining	146	0.3%	\$4,837,396	0.2%
Construction	2,689	6.1%	\$212,905,882	8.8%
Manufacturing	6,438	14.6%	\$433,275,126	17.8%
Trade, Transportation, & Utilities	10,617	24.1%	\$538,315,968	22.2%
Information	399	0.9%	\$25,915,630	1.1%
Financial Activities	1,222	2.8%	\$97,497,894	4.0%
Professional & Business Services	6,305	14.3%	\$465,172,849	19.1%
Education & Health Services	8,534	19.4%	\$412,953,337	17.0%
Leisure & Hospitality	4,716	10.7%	\$100,998,974	4.2%
Other Services (except Public Administration)	1,402	3.2%	\$52,402,106	2.2%
Public Administration	1,516	3.4%	\$86,330,739	3.6%
TOTAL	43,984		\$2,430,605,900	



District Map:

House District 67 is contained within Senate District 22.



Candidates:

MELANIE MILLER (R-Ashland) ★

- **Social Media:** YouTube
- **Occupation:** Executive Director, Ashland County Pregnancy Care Center
- **Education:** B.A. Communication, Cleveland State University; Medical Assisting Certificate, Polaris Career Center
- **Campaign Committee:** Committee To Elect Melanie Miller, 208 N. Countryside Dr., Ashland, OH 44805
- **Website:** melaniemillerforohio.com

DREW MCILVEEN (D-Brunswick)

- **Social Media:**
- **Occupation:** Student
- **Education:** Ohio State University

DEMOCRATS SAY: No comment provided.

REPUBLICANS SAY: You're not going to beat Melanie Miller in this solid Republican district.

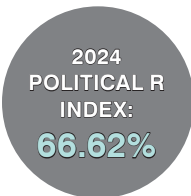
Political Landscape:

2022 Gubernatorial Results:

Mike DeWine (R)	73.67%
Nan Whaley (D)	26.33%

2020 Presidential Results:

Joe Biden (D)	32.24%
Donald Trump (R)	67.76%



HOUSE

Economic Profile:

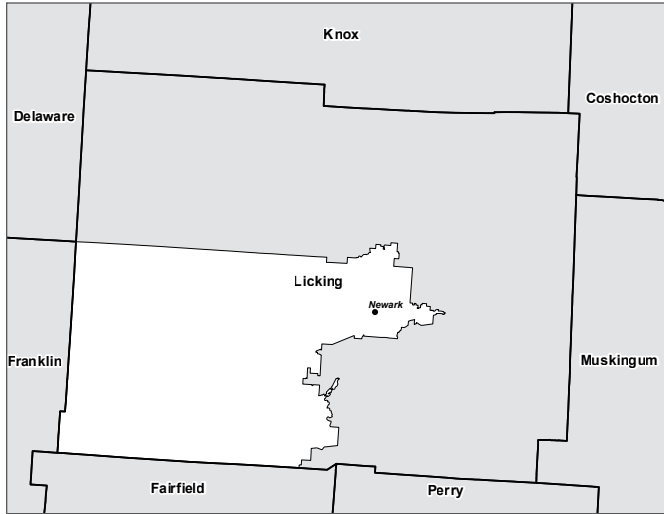
See pages 188 & 189 for comparative demographic data.

INDUSTRIES	Employment		Wages	
	# of Jobs	%	\$	%
Natural Resources & Mining	324	1.0%	\$2,476,811	0.2%
Construction	2,197	6.6%	\$157,324,182	10.1%
Manufacturing	6,070	18.2%	\$347,149,394	22.3%
Trade, Transportation, & Utilities	7,714	23.1%	\$386,775,718	24.8%
Information	301	0.9%	\$24,287,486	1.6%
Financial Activities	816	2.4%	\$51,871,497	3.3%
Professional & Business Services	3,954	11.8%	\$240,088,743	15.4%
Education & Health Services	7,142	21.4%	\$189,293,288	12.2%
Leisure & Hospitality	3,114	9.3%	\$70,813,931	4.6%
Other Services (except Public Administration)	954	2.9%	\$30,914,061	2.0%
Public Administration	817	2.4%	\$56,320,523	3.6%
TOTAL	33,403		\$1,557,315,635	



District Map:

House District 68 is contained within Senate District 20.



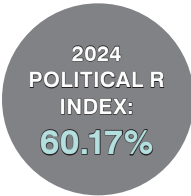
Political Landscape:

2022 Gubernatorial Results:

Mike DeWine (R)	66.53%
Nan Whaley (D)	33.47%

2020 Presidential Results:

Joe Biden (D)	40.90%
Donald Trump (R)	59.10%



Candidates:

THAD CLAGGETT (R-Newark) ★

- **Social Media:**
- **Occupation:** Civil Engineer
- **Experience:** President, Claggett & Sons; Board of Directors, Licking County Library
- **Education:** B.S. Civil Engineering, Ohio Northern University
- **Campaign Committee:** Claggett For Ohio, 3396 Sharon Valley Rd., Newark, OH 43055
- **Website:** claggettforohio.com

MICHAEL SMITH (D-Newark)

- **Social Media:**
- **Occupation:** Retired Bricklayer
- **Experience:** President, Bricklayers Local #55; Teacher Coordinator, Building Futures
- **Campaign Committee:** Friends Of Michael E. Smith, 2025 Edison St., Newark, OH 43055
- **Website:** smithforohio68.com

DEMOCRATS SAY: No comment provided.

REPUBLICANS SAY: Claggett has built a strong foundation in the district and will win this November.

Economic Profile:

See pages 188 & 189 for comparative demographic data.

INDUSTRIES	Employment		Wages	
	# of Jobs	%	\$	%
Natural Resources & Mining	245	0.4%	\$12,420,271	0.4%
Construction	2,406	3.6%	\$161,087,178	5.5%
Manufacturing	6,765	10.2%	\$406,390,936	13.9%
Trade, Transportation, & Utilities	29,747	45.1%	\$883,801,909	30.1%
Information	294	0.4%	\$23,393,608	0.8%
Financial Activities	3,046	4.6%	\$168,344,666	5.7%
Professional & Business Services	6,050	9.2%	\$380,725,452	13.0%
Education & Health Services	11,018	16.7%	\$597,228,240	20.4%
Leisure & Hospitality	3,288	5.0%	\$76,623,867	2.6%
Other Services (except Public Administration)	1,370	2.1%	\$70,367,172	2.4%
Public Administration	1,796	2.7%	\$154,481,641	5.3%
TOTAL	66,025		\$2,934,864,938	



District Map:

House District 69 is contained within Senate District 20.



Candidates:

KEVIN MILLER (R-Newark) ★

- **Social Media:** @kevinmillerohio
- **Occupation:** Legislator
- **Experience:** State Trooper; Legislative Liaison
- **Education:** Bachelor's, Ohio State University
- **Campaign Committee:** Miller For Ohio, 6170 Pleasant Chapel Rd., Newark, OH 43056
- **Website:** kevinmillerforohio.com

JAMIE HOUGH (D-Heath)

- **Social Media:** @jamieforohio
- **Occupation:** Operations Manager
- **Campaign Committee:** Friends Of Jamie Hough, 1100 Thornwood Dr. Lot 926, Heath, OH 43056
- **Website:** jamieforohio.org

DEMOCRATS SAY: No comment provided.

REPUBLICANS SAY: Democrats can try to fight the law, but the law is going to win.

Political Landscape:

2022 Gubernatorial Results:

Mike DeWine (R) 79.26%
 Nan Whaley (D) 20.74%

2020 Presidential Results:

Joe Biden (D) 25.28%
 Donald Trump (R) 74.72%

2024
POLITICAL R
INDEX:

73.72%

See pages 188 & 189 for comparative demographic data.

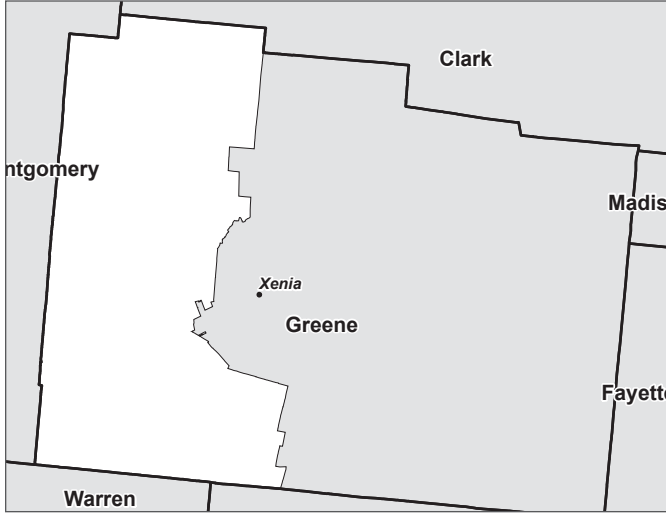
Economic Profile:

INDUSTRIES	Employment		Wages	
	# of Jobs	%	\$	%
Natural Resources & Mining	741	3.5%	\$37,666,284	3.5%
Construction	1,978	9.3%	\$157,878,553	14.6%
Manufacturing	2,085	9.8%	\$129,380,978	12.0%
Trade, Transportation, & Utilities	4,845	22.9%	\$208,502,413	19.3%
Information	89	0.4%	\$6,860,508	0.6%
Financial Activities	808	3.8%	\$46,768,851	4.3%
Professional & Business Services	1,925	9.1%	\$111,614,573	10.3%
Education & Health Services	4,108	19.4%	\$217,999,714	20.2%
Leisure & Hospitality	2,854	13.5%	\$64,568,147	6.0%
Other Services (except Public Administration)	1,153	5.4%	\$55,480,590	5.1%
Public Administration	614	2.9%	\$45,194,475	4.2%
TOTAL	21,200		\$1,081,915,087	



District Map:

House District 70 is contained within Senate District 10.



Candidates:

BRIAN LAMPTON (R-Dayton) ★

- **Social Media:**
- **Occupation:** Owner, Brian E. Lampton Insurance Agency
- **Experience:** Greene County Board of Elections; President, Beavercreek Chamber of Commerce
- **Education:** B.A. Communications, University of Dayton
- **Campaign Committee:** Citizens For Lampton, 1326 Parkway Ct., Beavercreek, OH 45432
- **Website:** lamptonforohio.com

JOSEPH WILSON (D-Dayton)

- **No data provided**

DEMOCRATS SAY: No comment provided.

REPUBLICANS SAY: Lampton will return for another two years.

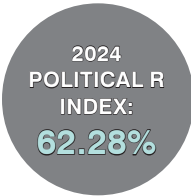
Political Landscape:

2022 Gubernatorial Results:

Mike DeWine (R)	68.73%
Nan Whaley (D)	31.27%

2020 Presidential Results:

Joe Biden (D)	41.15%
Donald Trump (R)	58.85%



Economic Profile:

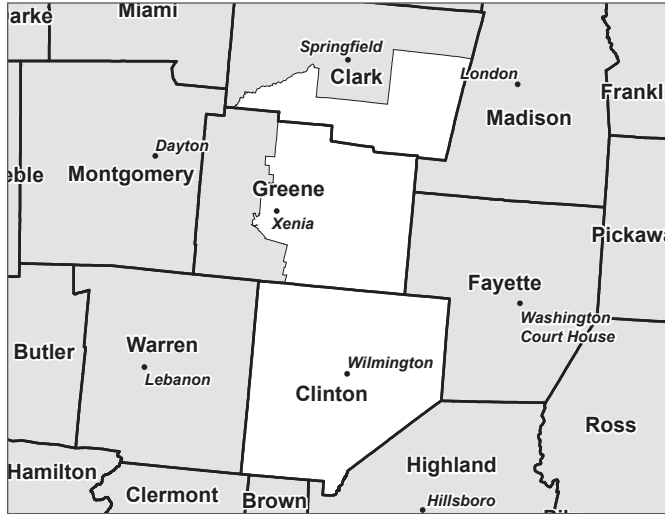
See pages 188 & 189 for comparative demographic data.

INDUSTRIES	Employment		Wages	
	# of Jobs	%	\$	%
Natural Resources & Mining	205	0.4%	\$0	0.0%
Construction	1,438	3.0%	\$80,929,790	2.5%
Manufacturing	2,122	4.4%	\$120,527,877	3.8%
Trade, Transportation, & Utilities	9,918	20.6%	\$371,178,936	11.5%
Information	509	1.1%	\$25,443,452	0.8%
Financial Activities	1,270	2.6%	\$100,755,462	3.1%
Professional & Business Services	14,139	29.4%	\$1,233,798,916	38.4%
Education & Health Services	10,701	22.3%	\$543,074,307	16.9%
Leisure & Hospitality	6,109	12.7%	\$159,135,082	5.0%
Other Services (except Public Administration)	1,094	2.3%	\$37,031,313	1.2%
Public Administration	558	1.2%	\$544,446,011	16.9%
TOTAL	48,063		\$3,216,321,147	



District Map:

House District 71 is contained within Senate District 10.



Candidates:

KRISTA MAGAW (D-Yellow Springs)

- **Social Media:**
- **Occupation:** Retired
- **Experience:** Executive Director, Tecumseh Land Trust
- **Education:** Master's Public Policy, Duke University
- **Campaign Committee:** Krista Magaw for Ohio, 993 S. High St., Yellow Springs, OH 45387

LEVI DEAN (R-Xenia)

- **Social Media:**
- **Occupation:** Business Owner; Xenia City Councilman
- **Experience:** Owner, Dean's Plumbing
- **Campaign Committee:** Levi Dean For Ohio, 2101 Pueblo Dr., Xenia, OH 45385
- **Website:** levideanforohio.com

DEMOCRATS SAY: No comment provided.

REPUBLICANS SAY: Dean will carry on the conservative tradition in this district with a win in November.

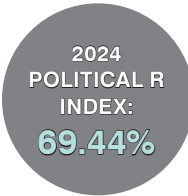
Political Landscape:

2022 Gubernatorial Results:

Mike DeWine (R)	75.56%
Nan Whaley (D)	24.44%

2020 Presidential Results:

Joe Biden (D)	30.75%
Donald Trump (R)	69.25%



Economic Profile:

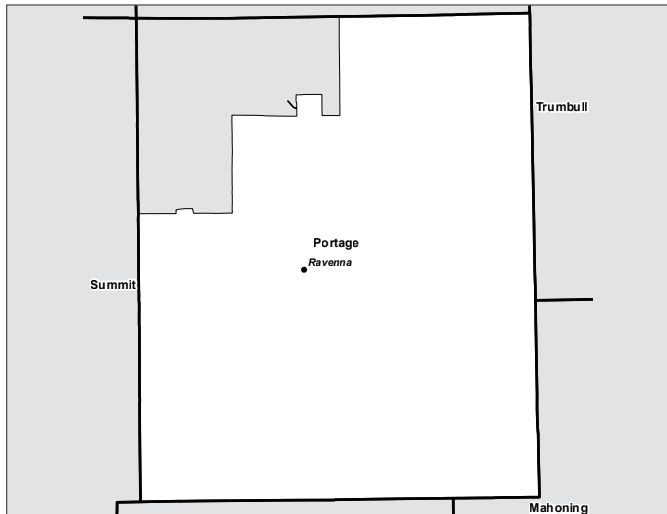
See pages 188 & 189 for comparative demographic data.

INDUSTRIES	Employment		Wages	
	# of Jobs	%	\$	%
Natural Resources & Mining	451	1.2%	\$11,488,670	0.4%
Construction	1,043	2.7%	\$64,350,892	2.1%
Manufacturing	5,174	13.4%	\$333,701,884	10.9%
Trade, Transportation, & Utilities	10,354	26.8%	\$519,022,906	17.0%
Information	994	2.6%	\$60,899,023	2.0%
Financial Activities	746	1.9%	\$52,995,042	1.7%
Professional & Business Services	3,411	8.8%	\$251,789,749	8.2%
Education & Health Services	10,519	27.2%	\$507,576,920	16.6%
Leisure & Hospitality	3,299	8.5%	\$82,770,499	2.7%
Other Services (except Public Administration)	836	2.2%	\$31,875,131	1.0%
Public Administration	1,828	4.7%	\$1,142,930,648	37.4%
TOTAL	38,655		\$3,059,401,366	



District Map:

House District 72 is contained within Senate District 27.



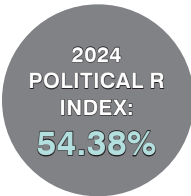
Political Landscape:

2022 Gubernatorial Results:

Mike DeWine (R)	61.95%
Nan Whaley (D)	38.05%

2020 Presidential Results:

Joe Biden (D)	43.31%
Donald Trump (R)	56.69%



Candidates:

NATHANIEL ADAMS (D-Kent)

- **Social Media:** @AdamsForFuture
- **Occupation:** Research Assistant, State and Federal Communications
- **Experience:** AmeriCorps VISTA; Greater Cleveland Foodbank
- **Education:** B.A. Political Science, Hiram College; M.A. Communications Studies, Kent State University
- **Campaign Committee:** Committee To Elect Nathaniel Adams, 1325 Sunset Way Blvd., Kent, OH 44240
- **Website:** adamsforohio.com

HEIDI WORKMAN (R-Rootstown)

- **Social Media:** @WorkmanforOhio
- **Occupation:** Business Owner
- **Experience:** Registered Nurse
- **Education:** Bachelor's, Kent State University
- **Campaign Committee:** Workman For The People, 3901 Industry Rd., Rootstown, OH 44272
- **Website:** heidiworkman.com

DEMOCRATS SAY: No comment provided.

REPUBLICANS SAY: Heidi will win because she will work, man.

Economic Profile:

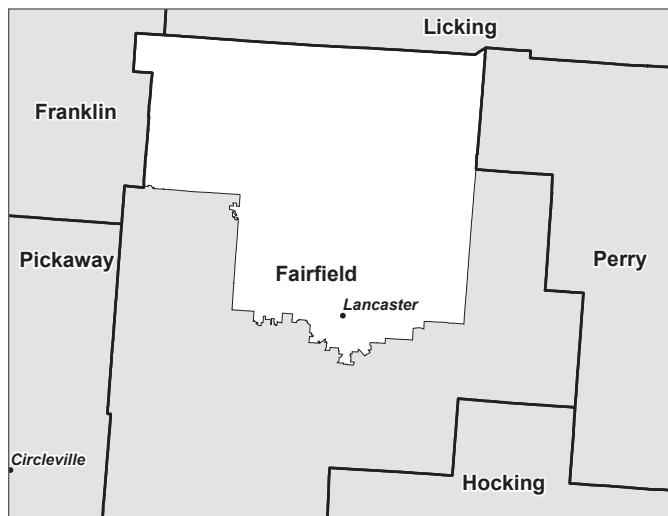
See pages 188 & 189 for comparative demographic data.

INDUSTRIES	Employment		Wages	
	# of Jobs	%	\$	%
Natural Resources & Mining	325	0.9%	\$17,662,320	1.0%
Construction	1,579	4.5%	\$116,834,351	6.6%
Manufacturing	5,137	14.8%	\$320,482,715	18.0%
Trade, Transportation, & Utilities	5,905	17.0%	\$270,852,620	15.2%
Information	252	0.7%	\$18,674,781	1.1%
Financial Activities	769	2.2%	\$44,673,583	2.5%
Professional & Business Services	2,849	8.2%	\$193,161,136	10.8%
Education & Health Services	11,418	32.8%	\$584,539,205	32.8%
Leisure & Hospitality	3,788	10.9%	\$87,996,597	4.9%
Other Services (except Public Administration)	1,055	3.0%	\$34,802,365	2.0%
Public Administration	1,689	4.9%	\$95,319,086	5.3%
TOTAL	34,766		\$1,784,998,760	



District Map:

House District 73 is contained within Senate District 20.



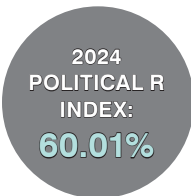
Political Landscape:

2022 Gubernatorial Results:

Mike DeWine (R)	67.03%
Nan Whaley (D)	32.97%

2020 Presidential Results:

Joe Biden (D)	41.68%
Donald Trump (R)	58.32%



Candidates:

JEFF LARE (R-Canal Winchester) ★

- **Social Media:** @realJeffLaRe
- **Occupation:** Legislator; Executive Vice President, Whitestone Group
- **Experience:** Fairfield County Sheriff's Office
- **Education:** Ohio Peace Officers Training Academy, Ohio University Lancaster
- **Campaign Committee:** LaRe For Ohio, 4679 Winterset Dr., Columbus, OH 43220
- **Website:** jefflare.com

MICHAEL SCARMACK (D-Lancaster)

- **Social Media:** @MichaelScarmack
- **Occupation:** Architect
- **Experience:** Scarmack Architecture
- **Education:** B.A. Architecture, Ohio University
- **Memberships:** American Institute of Architects
- **Campaign Committee:** Friends Of Michael Scarmack, 800 Valley View Dr. NW, Lancaster, OH 43130
- **Website:** scarmack.net

DEMOCRATS SAY: No comment provided.

REPUBLICANS SAY: Jeff LaRe will secure another win in this safe GOP seat.

HOUSE

Economic Profile:

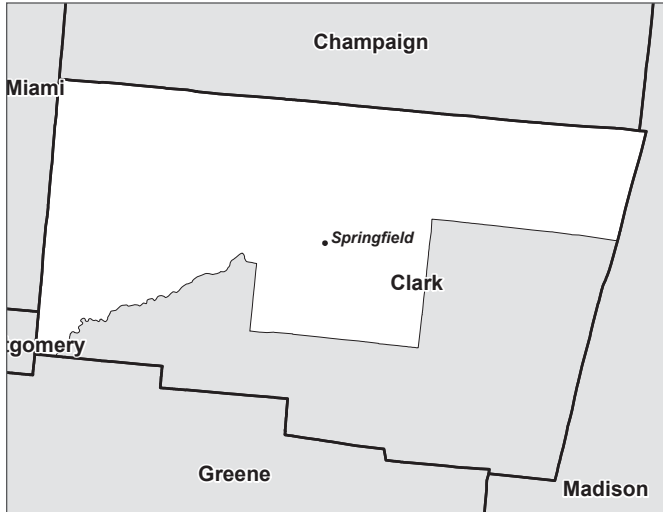
See pages 188 & 189 for comparative demographic data.

INDUSTRIES	Employment		Wages	
	# of Jobs	%	\$	%
Natural Resources & Mining	51	0.1%	\$1,422,846	0.1%
Construction	2,182	5.9%	\$140,931,898	7.5%
Manufacturing	3,626	9.9%	\$239,746,612	12.7%
Trade, Transportation, & Utilities	7,985	21.7%	\$343,972,052	18.2%
Information	233	0.6%	\$17,779,543	0.9%
Financial Activities	970	2.6%	\$72,923,446	3.9%
Professional & Business Services	3,819	10.4%	\$199,542,922	10.6%
Education & Health Services	9,871	26.8%	\$602,564,640	31.9%
Leisure & Hospitality	5,423	14.8%	\$122,854,618	6.5%
Other Services (except Public Administration)	1,415	3.8%	\$59,894,206	3.2%
Public Administration	1,190	3.2%	\$85,511,532	4.5%
TOTAL	36,765		\$1,887,144,313	



District Map:

House District 74 is contained within Senate District 10.



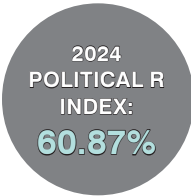
Political Landscape:

2022 Gubernatorial Results:

Mike DeWine (R)	69.68%
Nan Whaley (D)	30.32%

2020 Presidential Results:

Joe Biden (D)	40.02%
Donald Trump (R)	59.98%



Candidates:

BERNARD WILLIS (R-Springfield) ★

- **Social Media:**
- **Occupation:** Legislator
- **Experience:** Principal, L3Harris Technologies; Acquisition Enterprise; Wright-Patterson Air Force Base; Adjunct Professor, Sinclair Community College; Military Pilot; Clark County Deputy Sheriff; Colonel, Air National Guard
- **Education:** Associate's, Marion Military Institute; Bachelor's, U.S. Air Force Academy
- **Memberships:** Fellowship Christian Church; Miami Valley Military Affairs Association; Veterans Empowered Through Motorsport; Clark County Republican Central Committee
- **Campaign Committee:** Willis For Ohio, 2222 Ballentine Pike, Springfield, OH 45502
- **Website:** willisforohio.nationbuilder.com

DEREK ALVARADO (D-Xenia)

- **Social Media:**
- **Occupation:** Intervention Specialist
- **Education:** B.A. Wittenberg University; M.Ed. Antioch University Midwest

DEMOCRATS SAY: No comment provided.

REPUBLICANS SAY: What you talking about? Willis!

Economic Profile:

See pages 188 & 189 for comparative demographic data.

INDUSTRIES	Employment		Wages	
	# of Jobs	%	\$	%
Natural Resources & Mining	267	0.7%	\$13,415,904	0.7%
Construction	1,027	2.7%	\$62,400,601	3.4%
Manufacturing	5,430	14.0%	\$352,619,707	18.9%
Trade, Transportation, & Utilities	8,194	21.1%	\$311,646,571	16.7%
Information	143	0.4%	\$10,786,497	0.6%
Financial Activities	2,547	6.6%	\$125,394,240	6.7%
Professional & Business Services	3,906	10.1%	\$222,638,057	12.0%
Education & Health Services	10,543	27.2%	\$529,066,579	28.4%
Leisure & Hospitality	3,815	9.8%	\$80,019,681	4.3%
Other Services (except Public Administration)	1,392	3.6%	\$59,065,415	3.2%
Public Administration	1,490	3.8%	\$94,741,029	5.1%
TOTAL	38,754		\$1,861,794,281	

OHIO'S ELECTRIC COOPERATIVES

Serving 77 of Ohio's
88 counties

OHIO'S ELECTRIC
COOPERATIVES

Your Traditional Energy Cooperatives

6677 Busch Blvd. | Columbus, OH 43229-1101 | 614-846-5757 | www.ohioec.org

MARC ARMSTRONG

Director,
Government Affairs



KELLY BARR

Manager,
Government Affairs



MARISA STITH

Program Administrator,
Government Affairs



Wholesale Beer & Wine Association of Ohio

1700 Lake Shore Drive, Suite 300
Columbus, OH 43204

Phone: (614) 224-3500
1-800-282-7639
Fax: (614) 224-1348

www.wbwao.org



Tim Bechtold,
Counsel for
Regulatory Affairs

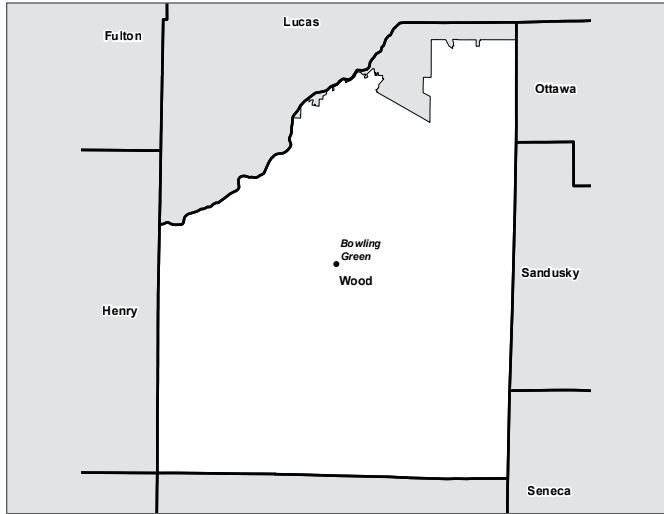
Jacob C. Evans,
Counsel for
Legislative Affairs

Dave Raber,
General Counsel



District Map:

House District 75 is contained within Senate District 2.



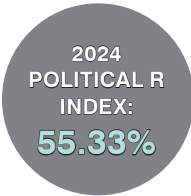
Political Landscape:

2022 Gubernatorial Results:

Mike DeWine (R)	65.09%
Nan Whaley (D)	34.91%

2020 Presidential Results:

Joe Biden (D)	45.81%
Donald Trump (R)	54.19%



Candidates:

HARAZ GHANBARI (R-Perrysburg) ★

- **Social Media:** @HarazGhanbari
- **Occupation:** Legislator
- **Experience:** U.S. Navy Public Affairs Officer; Perrysburg City Council; Director, Military and Veteran Affairs, University of Toledo; Photojournalist, Associated Press; U.S. Army; U.S. Navy; U.S. Naval Reserve
- **Education:** B.S. Visual Journalism, Kent State; U.S. Naval War College Command and Staff Program
- **Memberships:** Iraq and Afghanistan Veterans of America; VFW; Military Officer Association of America; Cedar Creek Church
- **Campaign Committee:** Haraz Ghanbari For Ohio, 26811 Dogwood Ln., Perrysburg, OH 43551
- **Website:** voteharaz.com

JAN MATERNI (D-Perrysburg)

- **Social Media:** @MaterniOhio75
- **Occupation:** Retired
- **Experience:** Perrysburg Councilwoman; Ohio Department of Transportation
- **Campaign Committee:** Jan Materni For Ohio, 423 W. 6th St., Perrysburg, OH 43551
- **Website:** janmaterniforohio.com

DEMOCRATS SAY: No comment provided.

REPUBLICANS SAY: Ghanbari is a military veteran and a statehouse veteran who will be returning for another term.

Economic Profile:

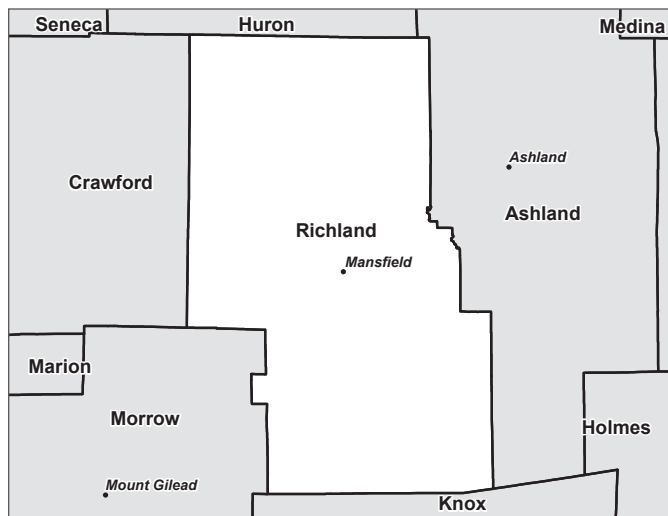
See pages 188 & 189 for comparative demographic data.

INDUSTRIES	Employment		Wages	
	# of Jobs	%	\$	%
Natural Resources & Mining	385	0.9%	\$19,874,421	0.8%
Construction	2,962	6.8%	\$299,166,600	12.2%
Manufacturing	7,056	16.2%	\$482,530,759	19.7%
Trade, Transportation, & Utilities	8,864	20.3%	\$420,577,885	17.2%
Information	443	1.0%	\$35,554,048	1.5%
Financial Activities	1,065	2.4%	\$77,249,225	3.2%
Professional & Business Services	3,787	8.7%	\$276,776,281	11.3%
Education & Health Services	10,801	24.7%	\$550,766,553	22.5%
Leisure & Hospitality	5,270	12.1%	\$109,000,617	4.5%
Other Services (except Public Administration)	1,453	3.3%	\$68,128,599	2.8%
Public Administration	1,587	3.6%	\$108,332,039	4.4%
TOTAL	43,673		\$2,447,957,027	



District Map:

House District 76 is contained within Senate District 22.



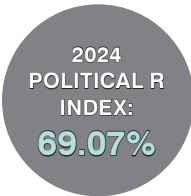
Political Landscape:

2022 Gubernatorial Results:

Mike DeWine (R)	74.77%
Nan Whaley (D)	25.23%

2020 Presidential Results:

Joe Biden (D)	29.84%
Donald Trump (R)	70.16%



Candidates:

MARILYN JOHN (R-Shelby) ★

- **Social Media:**
- **Occupation:** Wooster
- **Experience:** Richland County Commissioner; Shelby Mayor; Commercial Lines Underwriter, Shelby Insurance Company; Executive Director, Shelby Senior Center
- **Education:** Associate's Business Management, North Central State College; B.A. Business Management and Marketing, Ashland University; M.B.A. Ashland University
- **Memberships:** Rotary Club of Mansfield; Leadership Team, Richland Community Development Group; County Commissioners Association of Ohio; Chair, Richland County Republican Party; Crossroads Community Church
- **Campaign Committee:** Friends Of Marilyn John, 4679 Winterset Dr., Columbus, OH 43220
- **Website:** marilynjohnforohio.com

EMILY ADAMS (D-Mansfield)

- **Social Media:**
- **Occupation:** Instructional Assistant
- **Experience:** Staff Researcher, Earth Policy Institute; Communications Associate, World Meteorological Organization
- **Education:** B.A. Environmental Studies, American University; M.A. Environmental Studies, Duke University
- **Campaign Committee:** Committee To Elect Emily E. Adams, 498 Edgewood Rd., Mansfield, OH 44907

DEMOCRATS SAY: No comment provided.

REPUBLICANS SAY: Marilyn John will have no problem holding this Republican seat in November.

HOUSE

Economic Profile:

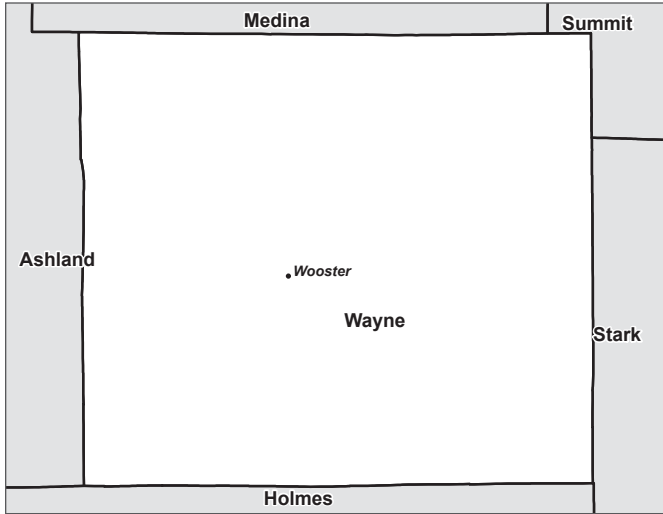
See pages 188 & 189 for comparative demographic data.

INDUSTRIES	Employment		Wages	
	# of Jobs	%	\$	%
Natural Resources & Mining	121	0.3%	\$0	0.0%
Construction	2,126	4.7%	\$139,761,587	6.2%
Manufacturing	8,680	19.0%	\$555,284,473	24.5%
Trade, Transportation, & Utilities	9,213	20.2%	\$425,705,727	18.8%
Information	541	1.2%	\$21,901,243	1.0%
Financial Activities	1,205	2.6%	\$75,147,660	3.3%
Professional & Business Services	4,524	9.9%	\$148,467,311	6.6%
Education & Health Services	10,835	23.8%	\$592,296,902	26.1%
Leisure & Hospitality	4,688	10.3%	\$98,533,993	4.4%
Other Services (except Public Administration)	1,330	2.9%	\$38,636,425	1.7%
Public Administration	2,319	5.1%	\$171,296,570	7.6%
TOTAL	45,582		\$2,267,031,891	



District Map:

House District 77 is contained within Senate District 31.



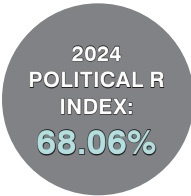
Political Landscape:

2022 Gubernatorial Results:

Mike DeWine (R)	74.22%
Nan Whaley (D)	25.78%

2020 Presidential Results:

Joe Biden (D)	31.19%
Donald Trump (R)	68.81%



Candidates:

MARK GOOCH (D-Wooster)

- **Social Media:** @markgoochforus
- **Occupation:** Librarian, College of Wooster
- **Education:** B.A. History, College of Wooster
- **Memberships:** First Presbyterian Church; Kiwanis Club of Wooster; Cub Scouts/Boy Scouts
- **Campaign Committee:** Committee For Mark Gooch, 227 Oakley Rd., Wooster, OH 44691
- **Website:** markgoochforus.com

MEREDITH CRAIG (R-Smithville)

- **Social Media:**
- **Occupation:** Director of Healthcare Policy, Ohio Chamber of Commerce
- **Experience:** Assistant Director, Legislative Affairs, Ohio Department of Insurance; Legislative Aide, Rep. Ron Amstutz
- **Education:** B.A. History, Political Science, Malone University
- **Memberships:** Wayne County Farm Bureau; Ohio Township Association; Wayne County FOPA Lodge 53; Wayne County GOP; Ohio Women in Government; Jo Ann Davidson Leadership Institute; Buckeye Firearms Association; Wayne County Republican Women
- **Campaign Committee:** Friends Of Meredith Craig, 425 E. Main St., Smithville, OH 44677
- **Website:** meredithcraigforohio.com

DEMOCRATS SAY: No comment provided.

REPUBLICANS SAY: Get ready to welcome Meredith Craig to Columbus, because she's going to win.

Economic Profile:

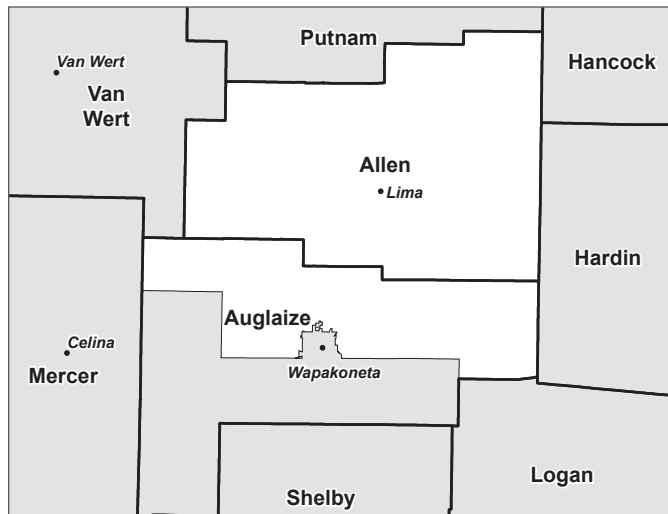
See pages 188 & 189 for comparative demographic data.

INDUSTRIES	Employment		Wages	
	# of Jobs	%	\$	%
Natural Resources & Mining	853	1.8%	\$42,289,785	1.7%
Construction	2,527	5.4%	\$149,093,858	5.8%
Manufacturing	15,038	32.0%	\$1,037,513,866	40.4%
Trade, Transportation, & Utilities	8,149	17.3%	\$378,834,358	14.8%
Information	267	0.6%	\$12,104,801	0.5%
Financial Activities	1,455	3.1%	\$93,010,353	3.6%
Professional & Business Services	2,803	6.0%	\$184,772,806	7.2%
Education & Health Services	10,726	22.8%	\$496,427,936	19.3%
Leisure & Hospitality	3,145	6.7%	\$66,623,374	2.6%
Other Services (except Public Administration)	1,106	2.4%	\$48,688,174	1.9%
Public Administration	941	2.0%	\$58,488,576	2.3%
TOTAL	47,010		\$2,567,847,887	



District Map:

House District 78 is contained within Senate District 12.



Candidates:

MATT HUFFMAN (R-Lima)

- **Social Media:** @matthuffman1
- **Occupation:** Ohio Senate President; Attorney
- **Experience:** State Representative; Huffman Kelly Brock and Gottschaik LLC; Lima City Council
- **Education:** B.A., Government, University of Notre Dame; J.D., University of Cincinnati
- **Campaign Committee:** Matt Huffman For Ohio, 4679 Winterset Dr., Columbus, OH 43220
- **Website:** matthuffman.org

UNOPPOSED

DEMOCRATS SAY: No comment provided.

REPUBLICANS SAY: You can't beat somebody with nobody, and the Democrats ran nobody here.

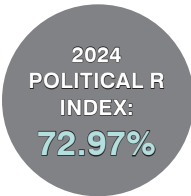
Political Landscape:

2022 Gubernatorial Results:

Mike DeWine (R)	80.07%
Nan Whaley (D)	19.93%

2020 Presidential Results:

Joe Biden (D)	28.15%
Donald Trump (R)	71.85%



HOUSE

Economic Profile:

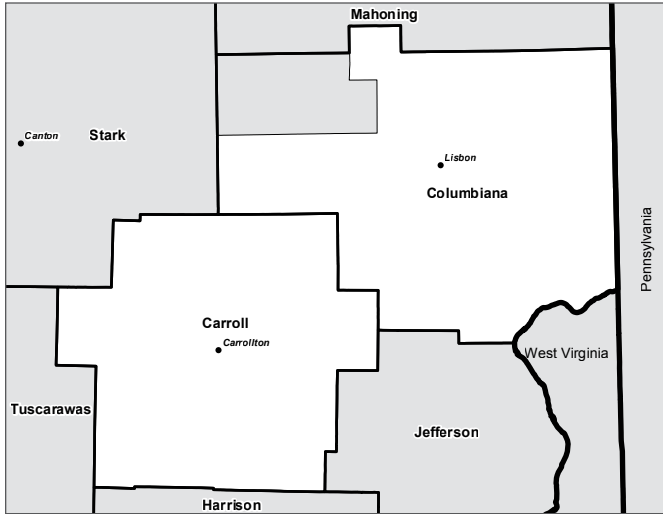
See pages 188 & 189 for comparative demographic data.

INDUSTRIES	Employment		Wages	
	# of Jobs	%	\$	%
Natural Resources & Mining	208	0.4%	\$0	0.0%
Construction	2,274	4.6%	\$141,294,576	5.2%
Manufacturing	9,134	18.6%	\$689,281,445	25.5%
Trade, Transportation, & Utilities	9,273	18.9%	\$449,825,184	16.7%
Information	416	0.8%	\$23,122,939	0.9%
Financial Activities	1,211	2.5%	\$75,231,047	2.8%
Professional & Business Services	5,933	12.1%	\$298,941,009	11.1%
Education & Health Services	12,635	25.8%	\$740,559,835	27.4%
Leisure & Hospitality	4,701	9.6%	\$96,945,560	3.6%
Other Services (except Public Administration)	1,585	3.2%	\$58,961,264	2.2%
Public Administration	1,616	3.3%	\$127,056,428	4.7%
TOTAL	48,986		\$2,701,219,286	



District Map:

House District 79 is contained within Senate District 33.



Political Landscape:

2022 Gubernatorial Results:

Mike DeWine (R)	79.35%
Nan Whaley (D)	20.65%

2020 Presidential Results:

Joe Biden (D)	26.70%
Donald Trump (R)	73.30%



Candidates:

MONICA ROBB BLASDEL (R-Columbiana) ★

- **Social Media:**
- **Occupation:** Marketing Professional/Legislator
- **Experience:** Liaison, Ohio Lt. Gov's Office; Retail; Sales; Marketing
- **Education:** B.S. Business Administration, University of Akron
- **Campaign Committee:** Monica Robb Blasdel For State Representative, 240 Aberdeen Ct., Columbiana, OH 44408
- **Website:** monicarobbblasdel.com

DAN VOTAW (D-Leetonia)

- **Occupation:** Teacher
- **Experience:** English Teacher, Lisbon City Schools
- **Education:** B.A. Education, University of Delaware; B.S. General Instruction, B.S. Secondary English, Master's English Instruction, Youngstown State University and Kent State University
- **Memberships:** Lisbon Education Association (LEA); OEA; NEA; Leetonia Levy Committee; Leetonia Exempted Village School Board
- **Campaign Committee:** Committee To Elect Dan Votaw For State Representative, 32 Oak St., Leetonia, OH 44431
- **Website:** votedanvotaw.com

DEMOCRATS SAY: No comment provided.

REPUBLICANS SAY: Columbiana County is as solid of a Republican district as there is in the Valley.

Economic Profile:

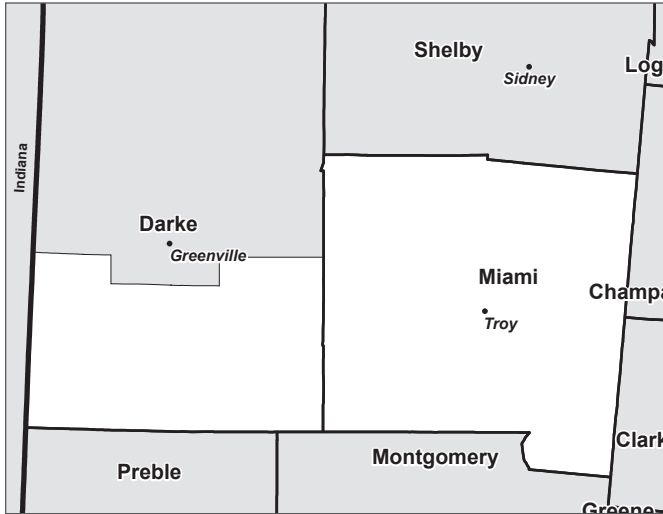
See pages 188 & 189 for comparative demographic data.

INDUSTRIES	Employment		Wages	
	# of Jobs	%	\$	%
Natural Resources & Mining	350	1.1%	\$14,167,124	1.0%
Construction	2,182	6.7%	\$92,275,778	6.7%
Manufacturing	6,413	19.6%	\$363,183,067	26.4%
Trade, Transportation, & Utilities	6,649	20.3%	\$236,565,094	17.2%
Information	194	0.6%	\$13,512,040	1.0%
Financial Activities	695	2.1%	\$42,961,781	3.1%
Professional & Business Services	1,943	5.9%	\$86,140,768	6.3%
Education & Health Services	8,929	27.2%	\$351,653,476	25.6%
Leisure & Hospitality	2,888	8.8%	\$51,004,260	3.7%
Other Services (except Public Administration)	1,156	3.5%	\$39,847,603	2.9%
Public Administration	1,377	4.2%	\$84,663,959	6.2%
TOTAL	32,776		\$1,375,974,949	



District Map:

House District 80 is contained within Senate District 5.



Candidates:

MELISSA VANDYKE (D-Wayne Lakes)

- **Social Media:** @VoteVanDyke
- **Education:** Associate's Human Services and Sociology, Sinclair Community College; B.A. Social and Behavioral Sciences, B.S. Environmental Earth and Life Science, Miami University
- **Campaign Committee:** Melissa VanDyke For Ohio, 3709 West Dr., Wayne Lakes, OH 45331
- **Website:** votevandyke.com

JOHNATHAN NEWMAN (R-Troy)

- **Social Media:** [Facebook icon]
- **Occupation:** Pastor
- **Experience:** Lead Pastor, Koinos Church
- **Education:** B.A. Religious Studies, Sociology, Union University; M.A. Divinity, Mid-America Baptist Theological Seminary
- **Campaign Committee:** Elect Johnathan Newman, 194 Littlejohn Rd., Troy, OH 45373
- **Website:** electjohnathannewman.com

DEMOCRATS SAY: No comment provided.

REPUBLICANS SAY: Newman is a shoo-in for this safe district.

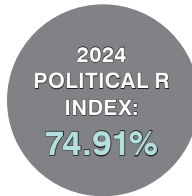
Political Landscape:

2022 Gubernatorial Results:

Mike DeWine (R)	81.11%
Nan Whaley (D)	18.89%

2020 Presidential Results:

Joe Biden (D)	25.95%
Donald Trump (R)	74.05%



HOUSE

Economic Profile:

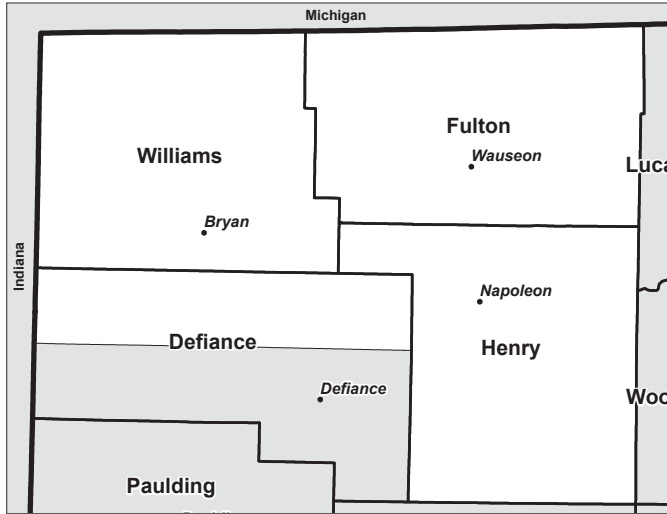
See pages 188 & 189 for comparative demographic data.

INDUSTRIES	Employment		Wages	
	# of Jobs	%	\$	%
Natural Resources & Mining	163	0.4%	\$9,121,338	0.4%
Construction	2,450	5.8%	\$152,066,795	7.3%
Manufacturing	10,492	25.0%	\$683,130,212	32.9%
Trade, Transportation, & Utilities	9,441	22.5%	\$354,577,719	17.1%
Information	241	0.6%	\$9,069,879	0.4%
Financial Activities	789	1.9%	\$55,347,201	2.7%
Professional & Business Services	4,332	10.3%	\$211,292,887	10.2%
Education & Health Services	8,069	19.2%	\$412,112,429	19.8%
Leisure & Hospitality	3,623	8.6%	\$84,265,980	4.1%
Other Services (except Public Administration)	1,220	2.9%	\$41,124,386	2.0%
Public Administration	1,141	2.7%	\$67,445,779	3.2%
TOTAL	41,961		\$2,079,554,604	



District Map:

House District 81 is contained within Senate District 1.



Candidates:

JAMES HOOPS (R-Napoleon) ★

- **Occupation:** Associate Vice President for Strategic Initiatives, Northwest State Community College
- **Experience:** Henry County Auditor; Associate VP of Finance, American Municipal Power
- **Education:** B.S. Business and Computer Programming, Northwest State University
- **Memberships:** United Way of Henry County; Henry County Senior Center Board of Directors; Treasurer, Henry County Humane Society
- **Campaign Committee:** Campaign To Elect James M. Hoops, 195 Old Creek Dr., Napoleon, OH 43545

GENE REDINGER (D-WI-Bryan)

- **Social Media:** @geneforus
- **Occupation:** Information Technology
- **Education:** Associate's Business Network Administration, Northwest State Community College; B.S. Information Technology, Western Governors University

DEMOCRATS SAY: No comment provided.

REPUBLICANS SAY: Jim Hoops wins this layout of a race.

Political Landscape:

2022 Gubernatorial Results:

Mike DeWine (R)	80.44%
Nan Whaley (D)	19.56%

2020 Presidential Results:

Joe Biden (D)	27.89%
Donald Trump (R)	72.11%



Economic Profile:

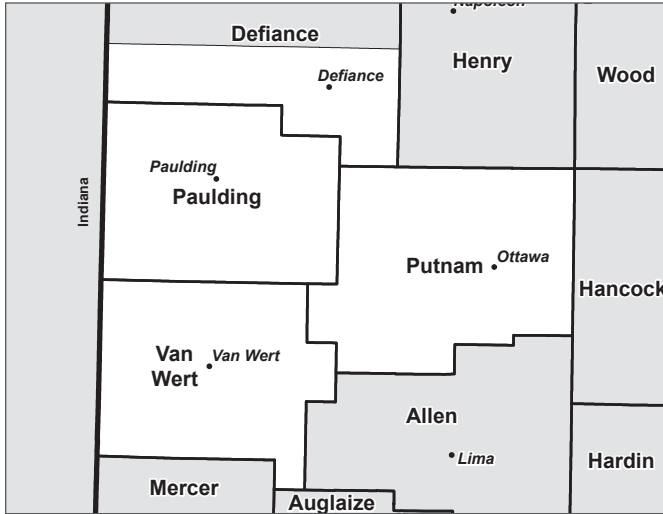
INDUSTRIES	Employment		Wages	
	# of Jobs	%	\$	%
Natural Resources & Mining	613	1.4%	\$0	0.0%
Construction	2,003	4.5%	\$153,198,142	7.2%
Manufacturing	15,758	35.5%	\$990,144,339	46.7%
Trade, Transportation, & Utilities	7,977	18.0%	\$350,429,476	16.5%
Information	319	0.7%	\$10,471,012	0.5%
Financial Activities	906	2.0%	\$55,385,135	2.6%
Professional & Business Services	1,956	4.4%	\$65,353,587	3.1%
Education & Health Services	9,713	21.9%	\$340,973,578	16.1%
Leisure & Hospitality	2,640	5.9%	\$48,451,519	2.3%
Other Services (except Public Administration)	1,093	2.5%	\$33,780,687	1.6%
Public Administration	1,413	3.2%	\$72,546,584	3.4%
TOTAL	44,391		\$2,120,734,058	

See pages 188 & 189 for comparative demographic data.



District Map:

House District 82 is contained within Senate District 1.



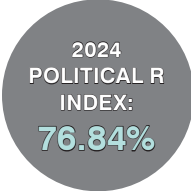
Political Landscape:

2022 Gubernatorial Results:

Mike DeWine (R)	82.80%
Nan Whaley (D)	17.20%

2020 Presidential Results:

Joe Biden (D)	23.08%
Donald Trump (R)	76.92%



Candidates:

ROY KLOPFENSTEIN (R-Haviland) ★

- **Social Media:** [Facebook icon]
- **Occupation:** Farmer/Legislator
- **Experience:** Paulding County Commissioner
- **Education:** Wayne Trace High School; Agriculture, Purdue University
- **Memberships:** Apostolic Christian Church
- **Campaign Committee:** Klopfenstein For Ohio, 2693 Road 87, Haviland, OH 45851
- **Website:** royklopfenstein.com

MAGDALENE MARKWARD (D-Van Wert)

- **Social Media:** [Facebook icon] [Twitter icon] @MarkwardforOhio
- **Occupation:** Child care provider
- **Experience:** Child Care; Food Service; Retail
- **Education:** B.A. Liberal Studies, Bowling Green State University
- **Campaign Committee:** Magdalene Markward Election Committee, 365 W. Maple Ave., Van Wert, OH 45891
- **Website:** electmagdalene.com

DEMOCRATS SAY: No comment provided.

REPUBLICANS SAY: Klopfenstein wins big in this safe Republican district.

Economic Profile:

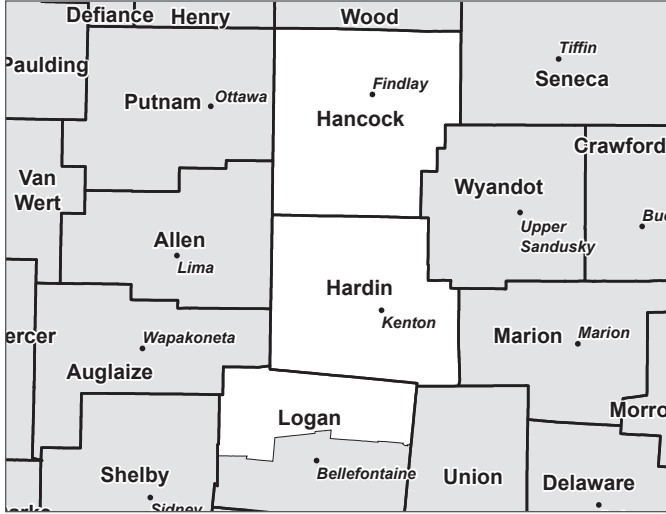
See pages 188 & 189 for comparative demographic data.

INDUSTRIES	Employment		Wages	
	# of Jobs	%	\$	%
Natural Resources & Mining	1,066	2.6%	\$7,092,263	0.4%
Construction	1,850	4.5%	\$95,656,362	5.5%
Manufacturing	10,340	25.1%	\$655,014,561	37.3%
Trade, Transportation, & Utilities	7,800	18.9%	\$329,582,783	18.8%
Information	324	0.8%	\$16,004,232	0.9%
Financial Activities	1,913	4.6%	\$124,316,854	7.1%
Professional & Business Services	2,057	5.0%	\$52,728,080	3.0%
Education & Health Services	9,857	23.9%	\$318,024,670	18.1%
Leisure & Hospitality	3,378	8.2%	\$57,488,413	3.3%
Other Services (except Public Administration)	1,370	3.3%	\$34,027,313	1.9%
Public Administration	1,264	3.1%	\$64,561,173	3.7%
TOTAL	41,219		\$1,754,496,705	



District Map:

House District 83 is contained within Senate District 1.



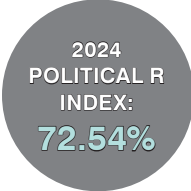
Political Landscape:

2022 Gubernatorial Results:

Mike DeWine (R)	79.15%
Nan Whaley (D)	20.85%

2020 Presidential Results:

Joe Biden (D)	27.65%
Donald Trump (R)	72.35%



Candidates:

SHEILA CORESSEL (D-Ada)

- **Social Media:** Facebook, YouTube
- **Occupation:** Director of Pharmacy Student Affairs, Ohio Northern University College of Pharmacy
- **Experience:** College Administrator, Southern Connecticut State University; Graduate Assistant, Michigan State University
- **Education:** B.S. Accounting, University of Akron; M.S. Counseling & Student Personnel, Oklahoma State University; Ph.D. Higher, Adult & Lifelong Education, Michigan State University
- **Campaign Committee:** Friends To Elect Coressel, 421 E. Lima Ave., Ada, OH 45810
- **Website:** sheila4ohio.com

TY MATHEWS (R-Findlay)

- **Social Media:** Facebook
- **Experience:** Policy, Legislative Assisant, Ohio Treasurer of State; U.S. Army
- **Education:** B.S. Political Science, Cedarville University; Master's Executive Leadership, Liberty University
- **Campaign Committee:** Mathews For Ohio, 4679 Winterset Dr., Columbus, OH 43220
- **Website:** mathewsforohio.com

DEMOCRATS SAY: No comment provided.

REPUBLICANS SAY: Newcomer Ty Mathews is ready to serve!

Economic Profile:

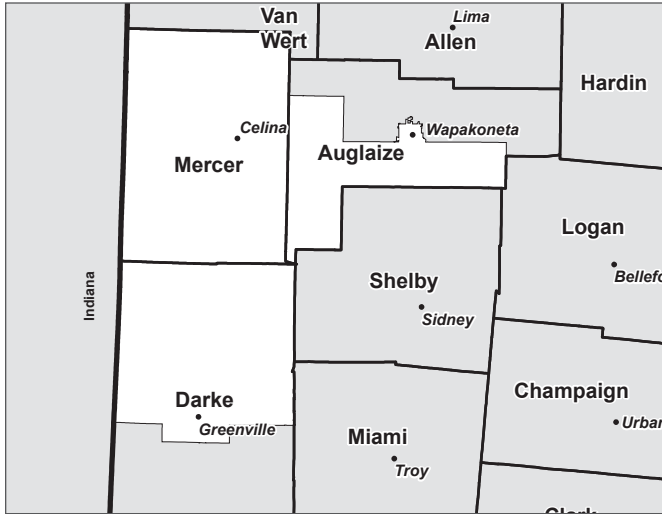
INDUSTRIES	Employment		Wages	
	# of Jobs	%	\$	%
Natural Resources & Mining	390	0.7%	\$0	0.0%
Construction	1,556	2.8%	\$109,337,487	3.4%
Manufacturing	15,167	27.8%	\$933,267,477	28.9%
Trade, Transportation, & Utilities	11,589	21.2%	\$687,433,134	21.3%
Information	322	0.6%	\$16,856,486	0.5%
Financial Activities	1,231	2.3%	\$87,375,290	2.7%
Professional & Business Services	6,216	11.4%	\$661,054,120	20.5%
Education & Health Services	10,842	19.8%	\$506,658,235	15.7%
Leisure & Hospitality	4,798	8.8%	\$105,909,970	3.3%
Other Services (except Public Administration)	1,477	2.7%	\$49,530,280	1.5%
Public Administration	1,062	1.9%	\$67,517,239	2.1%
TOTAL	54,650		\$3,224,939,718	

See pages 188 & 189 for comparative demographic data.



District Map:

House District 84 is contained within Senate District 12.



Candidates:

ANGIE KING (R-Celina) ★

- **Social Media:**
- **Occupation:** Legislator/Realtor
- **Experience:** Owner, King Properties and Investments; Mercer County Recorder
- **Education:** B.S. Organizational Leadership, Wright State University; M.B.A., Wright State University
- **Campaign Committee:** Friends Of Angie King, 141 Pleasant Ridge Ave., Celina, OH 45822
- **Website:** kingforohio.com

ARIENNE CHILDREY (D-St. Marys)

- **Social Media:** @Ari4Ohio
- **Occupation:** Retail
- **Experience:** Founder, Northwest Ohio Trans Advocacy
- **Campaign Committee:** Friends Of Arienne Childrey, 719 Armstrong St., St. Marys, OH 45885
- **Website:** ari4ohio.com

DEMOCRATS SAY: No comment provided.

REPUBLICANS SAY: Angie King wins in a landslide in this solid red district.

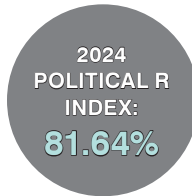
Political Landscape:

2022 Gubernatorial Results:

Mike DeWine (R)	86.83%
Nan Whaley (D)	13.17%

2020 Presidential Results:

Joe Biden (D)	18.23%
Donald Trump (R)	81.77%



HOUSE

Economic Profile:

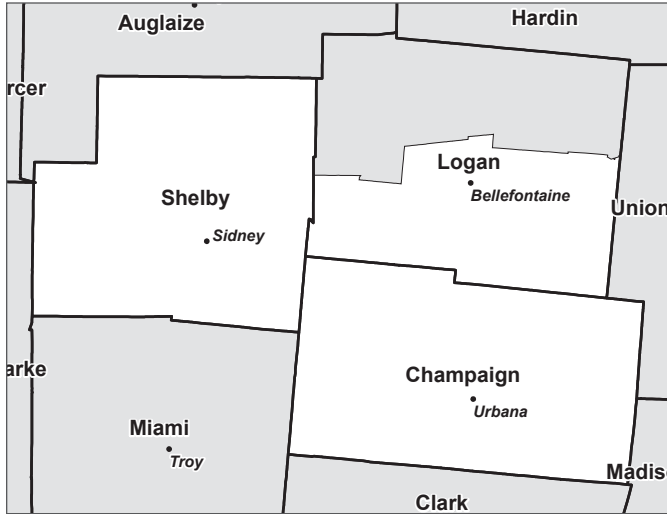
See pages 188 & 189 for comparative demographic data.

INDUSTRIES	Employment		Wages	
	# of Jobs	%	\$	%
Natural Resources & Mining	1,374	2.5%	\$0	0.0%
Construction	2,528	4.7%	\$144,939,613	5.9%
Manufacturing	17,712	32.7%	\$1,088,345,647	44.1%
Trade, Transportation, & Utilities	10,041	18.5%	\$416,814,414	16.9%
Information	506	0.9%	\$23,784,569	1.0%
Financial Activities	1,662	3.1%	\$95,021,595	3.9%
Professional & Business Services	2,436	4.5%	\$120,952,895	4.9%
Education & Health Services	10,999	20.3%	\$387,804,573	15.7%
Leisure & Hospitality	3,837	7.1%	\$71,412,357	2.9%
Other Services (except Public Administration)	1,779	3.3%	\$50,805,907	2.1%
Public Administration	1,305	2.4%	\$70,887,494	2.9%
TOTAL	54,179		\$2,470,769,063	



District Map:

House District 85 is contained within Senate District 12.



Candidates:

TIM BARHORST (R-Fort Loramie) ★

- **Social Media:** [Facebook icon] [Twitter icon]
- **Occupation:** Employee benefits and financial planning consultant; Restaurant Owner
- **Experience:** Founder, President, Business Partners Inc.
- **Education:** Associate's, Edison State; Bachelor's, Wright State University
- **Memberships:** Saint Michael's Church
- **Campaign Committee:** Tim Barhorst For Ohio, 4679 Winterset Dr., Columbus, OH 43220

VICTORIA MADDOX (D-Bellefontaine)

- **Social Media:** [Facebook icon]
- **Occupation:** Manufacturing Associate, Honda of America
- **Education:** B.S. Criminal Justice/Safety Studies, Everest University Online
- **Campaign Committee:** Friends Of Victoria Maddox, 556 E. High Ave. Apt. 2, Bellefontaine, OH 43311

DEMOCRATS SAY: No comment provided.

REPUBLICANS SAY: Tim Barhorst will carry the day in this safe seat.

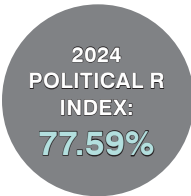
Political Landscape:

2022 Gubernatorial Results:

Mike DeWine (R)	83.35%
Nan Whaley (D)	16.65%

2020 Presidential Results:

Joe Biden (D)	21.87%
Donald Trump (R)	78.13%



HOUSE

Economic Profile:

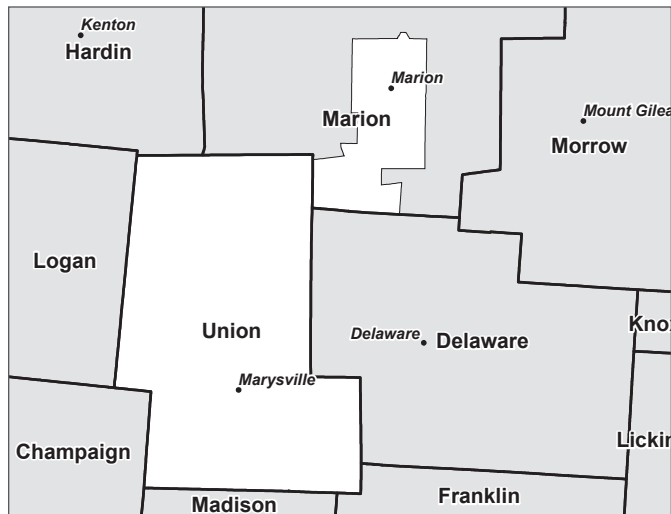
See pages 188 & 189 for comparative demographic data.

INDUSTRIES	Employment		Wages	
	# of Jobs	%	\$	%
Natural Resources & Mining	343	0.7%	\$7,526,272	0.3%
Construction	2,215	4.3%	\$144,967,292	5.6%
Manufacturing	19,363	38.0%	\$1,390,047,228	53.6%
Trade, Transportation, & Utilities	9,133	17.9%	\$352,043,788	13.6%
Information	286	0.6%	\$12,610,903	0.5%
Financial Activities	1,136	2.2%	\$66,346,838	2.6%
Professional & Business Services	4,124	8.1%	\$130,963,426	5.1%
Education & Health Services	8,581	16.8%	\$305,428,454	11.8%
Leisure & Hospitality	3,346	6.6%	\$65,912,183	2.5%
Other Services (except Public Administration)	1,132	2.2%	\$37,668,506	1.5%
Public Administration	1,331	2.6%	\$80,814,224	3.1%
TOTAL	50,990		\$2,594,329,114	



District Map:

House District 86 is contained within Senate District 26.



Political Landscape:

2022 Gubernatorial Results:

Mike DeWine (R)	72.27%
Nan Whaley (D)	27.73%

2020 Presidential Results:

Joe Biden (D)	33.87%
Donald Trump (R)	66.13%



Candidates:

TRACY RICHARDSON (R-Marysville) ★

- **Social Media:**
- **Occupation:** Legislator
- **Experience:** Marysville City Council; Leadership Professor, Capital University and Ohio Wesleyan University; U.S. Army
- **Education:** U.S. Military Academy at West Point
- **Memberships:** Union County Drug Free Coalition; Team Marysville; Neighborhood Watch Safety Team; Our Lady of Lourdes Church
- **Campaign Committee:** Tracy Richardson For Ohio, 14360 Hinton Mill Rd., Marysville, OH 43040
- **Website:** tracyrichardsonforohio.com

LESLEY VERBUS (D-Marysville)

- **Social Media:**
- **Occupation:** Business Owner
- **Experience:** Founder, Linear 1 Technologies; Analyst, UnitedHealth Group; Analyst, AcuSport Corporation; Analyst, Scotts Miracle-Gro Company
- **Education:** B.S. Physics, University of Dayton; M.S. Quality Management, Florida Institute of Technology
- **Campaign Committee:** Verbus For Office, 639 Gallop Ln., Marysville, OH 43040
- **Website:** verbustusforus.com

DEMOCRATS SAY: No comment provided.

REPUBLICANS SAY: Tracy Richardson is all about service, and serve she will, in another term.

Economic Profile:

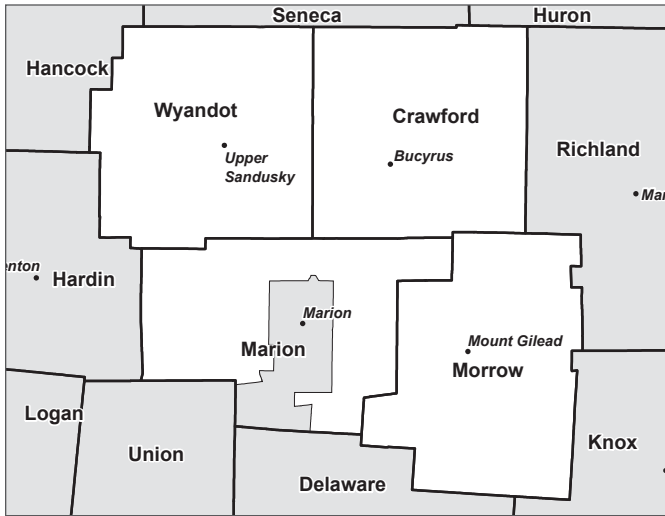
See pages 188 & 189 for comparative demographic data.

INDUSTRIES	Employment		Wages	
	# of Jobs	%	\$	%
Natural Resources & Mining	753	1.4%	\$0	0.0%
Construction	1,606	2.9%	\$107,541,943	3.8%
Manufacturing	14,160	26.0%	\$1,166,512,103	40.7%
Trade, Transportation, & Utilities	9,588	17.6%	\$450,519,550	15.7%
Information	264	0.5%	\$12,597,710	0.4%
Financial Activities	1,434	2.6%	\$96,488,020	3.4%
Professional & Business Services	10,910	20.0%	\$223,063,754	7.8%
Education & Health Services	9,019	16.5%	\$542,187,386	18.9%
Leisure & Hospitality	3,223	5.9%	\$76,867,016	2.7%
Other Services (except Public Administration)	1,353	2.5%	\$48,251,520	1.7%
Public Administration	2,231	4.1%	\$142,728,171	5.0%
TOTAL	54,541		\$2,866,757,172	



District Map:

House District 87 is contained within Senate District 26.



Political Landscape:

2022 Gubernatorial Results:

Mike DeWine (R)	80.81%
Nan Whaley (D)	19.19%

2020 Presidential Results:

Joe Biden (D)	23.32%
Donald Trump (R)	76.68%



Candidates:

RIORDAN MCCLAIN (R-Nevada) ★

- **Social Media:** @riordanmcclain
- **Occupation:** Legislator
- **Experience:** Director of Finance and Customer Service, SD Bullion; Client Management Supervisor, Stericycle; Client Manager, Corporate Research International; Manager, Menards
- **Education:** B.A. Sports Management/Business Administration, Bluffton University; M.B.A. Marketing, University of Findlay
- **Campaign Committee:** McClain For Ohio, 7915 Township Hwy. 136, Nevada, OH 44849
- **Website:** mcclainforohio.com

CRAIG SWARTZ (D-Upper Sandusky)

- **Social Media:** @ForSwartz
- **Occupation:** Realtor
- **Experience:** Small Business Consultant; Owner, Pour House Restaurant; Upper Sandusky City Council; Chairman, Wyandot County Democratic Party; Partner, Angel Capital; Substitute Teacher
- **Education:** B.A. Political Science, Ohio State University
- **Campaign Committee:** Swartz For Ohio House, 5501 Brookview Ln., Upper Sandusky, OH 43351
- **Website:** swartzforohio.com

DEMOCRATS SAY: No comment provided.

REPUBLICANS SAY: Riordan McClain easily carries this safe Republican district.

Economic Profile:

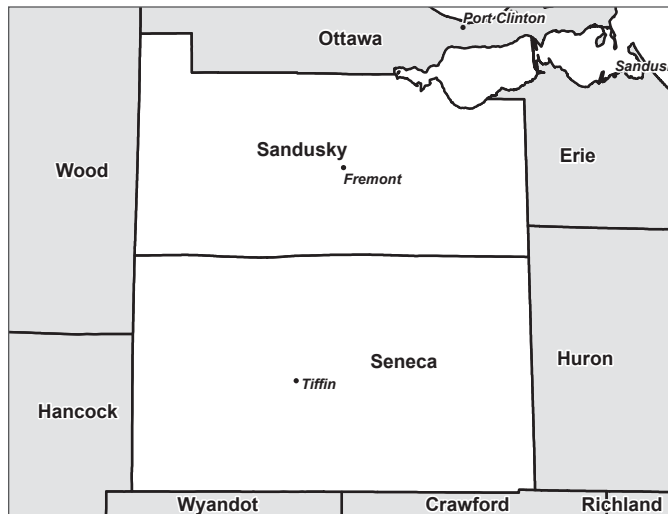
INDUSTRIES	Employment		Wages	
	# of Jobs	%	\$	%
Natural Resources & Mining	911	2.9%	\$20,435,685	1.7%
Construction	1,880	6.0%	\$122,481,845	10.0%
Manufacturing	7,840	25.2%	\$413,478,852	33.8%
Trade, Transportation, & Utilities	5,461	17.6%	\$200,765,496	16.4%
Information	271	0.9%	\$7,794,372	0.6%
Financial Activities	1,013	3.3%	\$58,810,589	4.8%
Professional & Business Services	2,213	7.1%	\$64,058,181	5.2%
Education & Health Services	7,279	23.4%	\$213,689,534	17.5%
Leisure & Hospitality	2,292	7.4%	\$38,966,358	3.2%
Other Services (except Public Administration)	846	2.7%	\$22,452,435	1.8%
Public Administration	1,109	3.6%	\$59,715,093	4.9%
TOTAL	31,115		\$1,222,648,441	

See pages 188 & 189 for comparative demographic data.



District Map:

House District 88 is contained within Senate District 26.



Political Landscape:

2022 Gubernatorial Results:

Mike DeWine (R)	74.70%
Nan Whaley (D)	25.30%

2020 Presidential Results:

Joe Biden (D)	34.39%
Donald Trump (R)	65.61%

2024
POLITICAL R
INDEX:
65.21%

Candidates:

GARY CLICK (R-Vickery) ★

- **Social Media:** Facebook, Instagram, LinkedIn, YouTube, X @clickforohio
- **Occupation:** Pastor
- **Experience:** Chaplain for law enforcement and hospice, Fremont Baptist Temple
- **Education:** Bachelor's Religious Education, Midwestern Baptist College
- **Campaign Committee:** Committee To Elect Gary Click, 26 Paula Ct., Fremont, OH 43420
- **Website:** garyclick.com

DIANNE SELVEY (D-Clyde)

- **Social Media:** Facebook
- **Occupation:** Manager, Whirlpool Corp.
- **Education:** B.A. Business, Heidelberg University
- **Campaign Committee:** Selvey In The House, 4575 County Rd. 175, Clyde, OH 43410
- **Website:** selveyinthehouse.com

DEMOCRATS SAY: No comment provided.

REPUBLICANS SAY: Want to know who will win this district: [Click here!](#)

Economic Profile:

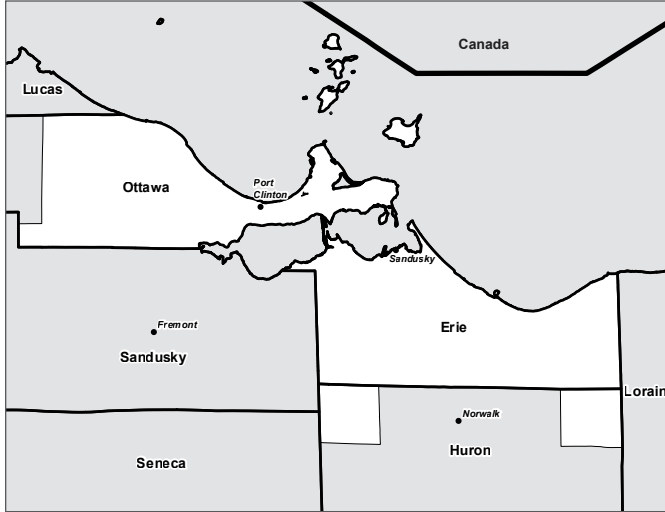
See pages 188 & 189 for comparative demographic data.

INDUSTRIES	Employment		Wages	
	# of Jobs	%	\$	%
Natural Resources & Mining	392	0.9%	\$12,929,887	0.7%
Construction	1,812	4.2%	\$115,129,121	6.1%
Manufacturing	14,037	32.7%	\$793,776,340	41.9%
Trade, Transportation, & Utilities	6,700	15.6%	\$295,746,547	15.6%
Information	377	0.9%	\$13,628,224	0.7%
Financial Activities	1,240	2.9%	\$71,122,534	3.8%
Professional & Business Services	2,606	6.1%	\$124,578,080	6.6%
Education & Health Services	9,483	22.1%	\$293,429,291	15.5%
Leisure & Hospitality	3,920	9.1%	\$76,038,737	4.0%
Other Services (except Public Administration)	1,289	3.0%	\$35,086,003	1.9%
Public Administration	1,066	2.5%	\$61,399,684	3.2%
TOTAL	42,922		\$1,892,864,448	



District Map:

House District 89 is contained within Senate District 2.



Candidates:

D.J. SWEARINGEN (R-Huron) ★

- **Social Media:** @DJSwearg89
- **Occupation:** Attorney
- **Experience:** Wickens Herzer Panza
- **Education:** B.A. Political Science, Bowling Green State University; J.D., University of Dayton
- **Memberships:** St. Mary's Catholic Church
- **Campaign Committee:** Friends Of Swearingen, 4679 Winterset Dr., Columbus, OH 43220

ALICIA ROSHONG (D-Huron)

- **Social Media:** @roshongforohio
- **Occupation:** Attorney
- **Experience:** Alicia Roshong, Attorney at Law Private Practice; Murray & Murray; Law Director, City of Fostoria; Owner, Wolph Title; Co-owner, Dairy Queen
- **Education:** B.A. Ohio State University; J.D., University of Toledo
- **Campaign Committee:** Friends To Elect Alicia Roshong 2024, 28 Middle Ave., Huron, OH 44839
- **Website:** roshongforohio.com

DEMOCRATS SAY: No comment provided.

REPUBLICANS SAY: D.J. Swearingen has invested the time and energy into this district, and he will win again.

Political Landscape:

2022 Gubernatorial Results:

Mike DeWine (R)	67.43%
Nan Whaley (D)	32.57%

2020 Presidential Results:

Joe Biden (D)	41.63%
Donald Trump (R)	58.37%



HOUSE

Economic Profile:

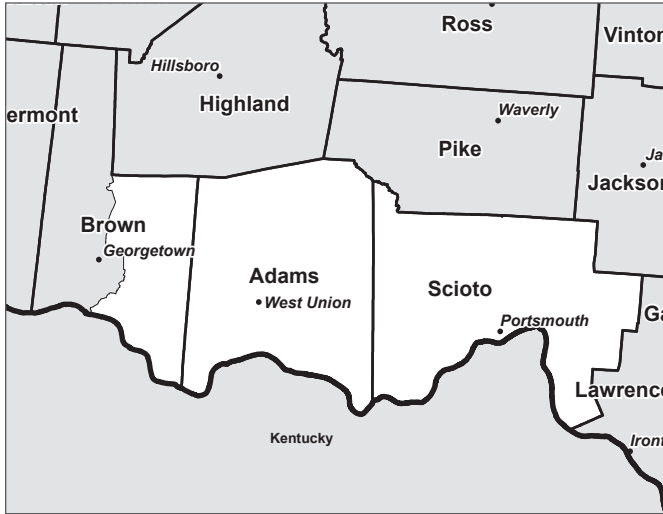
See pages 188 & 189 for comparative demographic data.

INDUSTRIES	Employment		Wages	
	# of Jobs	%	\$	%
Natural Resources & Mining	699	1.5%	\$7,507,980	0.4%
Construction	1,689	3.7%	\$104,996,923	4.9%
Manufacturing	8,463	18.7%	\$500,950,973	23.2%
Trade, Transportation, & Utilities	8,300	18.3%	\$333,907,737	15.5%
Information	569	1.3%	\$27,584,465	1.3%
Financial Activities	1,206	2.7%	\$91,572,223	4.3%
Professional & Business Services	2,424	5.4%	\$117,904,767	5.5%
Education & Health Services	10,110	22.3%	\$478,573,671	22.2%
Leisure & Hospitality	8,753	19.3%	\$331,735,127	15.4%
Other Services (except Public Administration)	1,205	2.7%	\$43,627,595	2.0%
Public Administration	1,833	4.1%	\$116,971,666	5.4%
TOTAL	45,251		\$2,155,333,126	



District Map:

House District 90 is contained within Senate District 14.



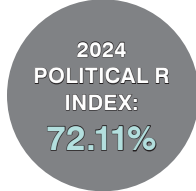
Political Landscape:

2022 Gubernatorial Results:

Mike DeWine (R)	78.94%
Nan Whaley (D)	21.06%

2020 Presidential Results:

Joe Biden (D)	25.21%
Donald Trump (R)	74.79%



Candidates:

JUSTIN PIZZULLI (R-Franklin Furnace) ★

- **Social Media:**
- **Occupation:** Legislator; Realtor; Train Conductor
- **Education:** B.B.A., Shawnee State University; M.B.A., Marshall University
- **Campaign Committee:** Friends Of Justin Pizzulli, 150 Napoleon Ln., Franklin Furnace, OH 45629
- **Website:** justinforohio.com

KATE NUNNELLEY (D-Manchester)

- **Social Media:** @KateNunnelley
- **Occupation:** Student
- **Experience:** Baker
- **Education:** Associate's, Maysville Community & Technical College; Auguste Escoffier School of Culinary Arts
- **Campaign Committee:** Neighbors For Nunnelley, 255 Boone Ridge Rd., Manchester, OH 45144
- **Website:** neighborsfornunnelley.com

DEMOCRATS SAY: No comment provided.

REPUBLICANS SAY: Just get on board the Pizzulli train now, because Justin is going to win in November.

Economic Profile:

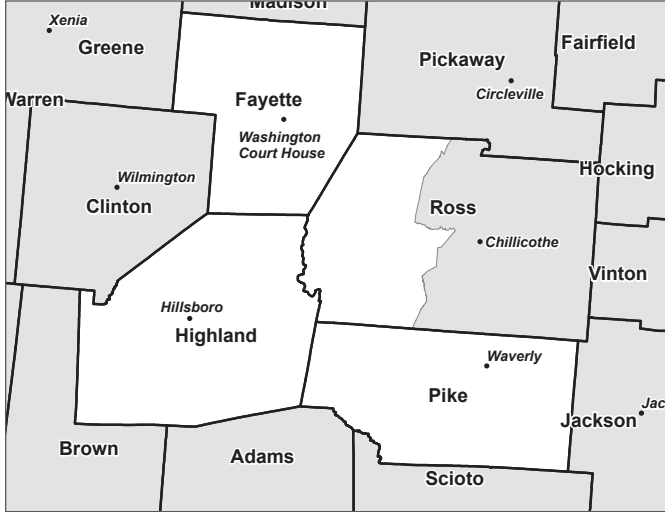
See pages 188 & 189 for comparative demographic data.

INDUSTRIES	Employment		Wages	
	# of Jobs	%	\$	%
Natural Resources & Mining	127	0.4%	\$0	0.0%
Construction	1,149	3.9%	\$72,239,577	4.9%
Manufacturing	2,172	7.4%	\$160,914,693	10.8%
Trade, Transportation, & Utilities	4,768	16.3%	\$214,664,614	14.4%
Information	233	0.8%	\$10,310,474	0.7%
Financial Activities	822	2.8%	\$43,021,912	2.9%
Professional & Business Services	1,335	4.6%	\$79,799,017	5.4%
Education & Health Services	12,861	43.9%	\$702,684,674	47.2%
Leisure & Hospitality	3,068	10.5%	\$60,767,132	4.1%
Other Services (except Public Administration)	756	2.6%	\$22,676,915	1.5%
Public Administration	2,009	6.9%	\$120,535,595	8.1%
TOTAL	29,300		\$1,487,614,602	



District Map:

House District 91 is contained within Senate District 17.



Candidates:

BOB PETERSON (R-Sabina) ★

- **Social Media:** Facebook, Instagram, LinkedIn, YouTube
- **Occupation:** Legislator; Farmer
- **Experience:** Owner, Peterson Farms; State Senator
- **Education:** B.S. Agriculture, Ohio State University
- **Campaign Committee:** Peterson For Good Government, 5564 Grassy Branch Rd., Sabina, OH 45169
- **Website:** petersonforohio.com

ELLEN CLARK (D-Hillsboro)

- **Social Media:** Facebook
- **Occupation:** Licensed Practical Nurse
- **Education:** Buckeye School of Nursing; Ohio Christian University

DEMOCRATS SAY: No comment provided.

REPUBLICANS SAY: A trusted voice in public service, Peterson wins easily.

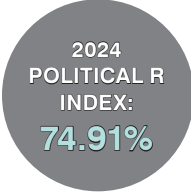
Political Landscape:

2022 Gubernatorial Results:

Mike DeWine (R)	81.02%
Nan Whaley (D)	18.98%

2020 Presidential Results:

Joe Biden (D)	22.69%
Donald Trump (R)	77.31%



Economic Profile:

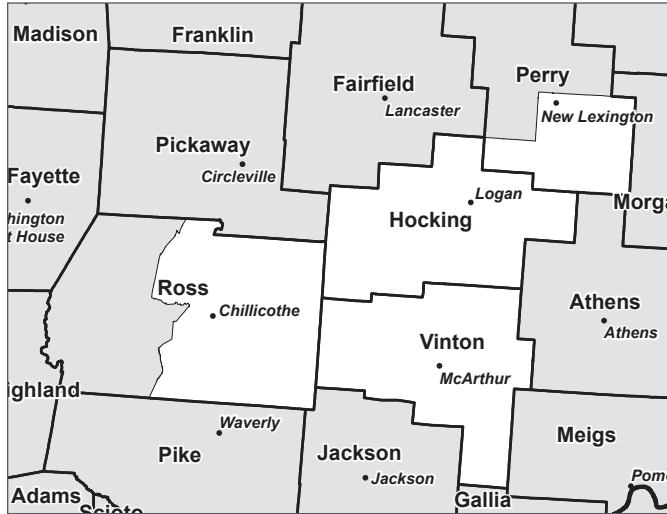
See pages 188 & 189 for comparative demographic data.

INDUSTRIES	Employment		Wages	
	# of Jobs	%	\$	%
Natural Resources & Mining	297	1.0%	\$11,158,160	0.8%
Construction	1,173	3.9%	\$74,870,604	5.3%
Manufacturing	4,110	13.5%	\$232,382,437	16.5%
Trade, Transportation, & Utilities	7,581	24.9%	\$300,485,519	21.4%
Information	174	0.6%	\$6,698,757	0.5%
Financial Activities	1,015	3.3%	\$54,597,731	3.9%
Professional & Business Services	3,972	13.1%	\$258,247,743	18.4%
Education & Health Services	7,594	25.0%	\$338,711,867	24.1%
Leisure & Hospitality	2,741	9.0%	\$51,072,113	3.6%
Other Services (except Public Administration)	729	2.4%	\$25,754,266	1.8%
Public Administration	1,049	3.4%	\$52,435,347	3.7%
TOTAL	30,435		\$1,406,414,544	



District Map:

House District 92 is contained within Senate District 17.



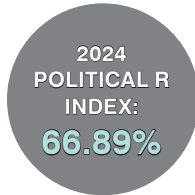
Political Landscape:

2022 Gubernatorial Results:

Mike DeWine (R)	73.78%
Nan Whaley (D)	26.22%

2020 Presidential Results:

Joe Biden (D)	30.45%
Donald Trump (R)	69.55%



Candidates:

MARK JOHNSON (R-Chillicothe) ★

- **Social Media:**
- **Occupation:** Legislator
- **Experience:** Business Manager, Tri-State Building Trades Council; Commercial Carpenter; Project Superintendent; Business Representative, United Brotherhood of Carpenters Local 437; Ohio Rail Development Commission; Ohio Consumers Council Board
- **Education:** Building Trades Apprenticeship Program
- **Memberships:** Knights of Columbus; Rotary Club; St. Mary's Church
- **Campaign Committee:** Friends Of Mark Johnson, 4679 Winterset Dr., Columbus, OH 43220

ARTHUR BEATTY (D-Chillicothe)

- **Social Media:**
- **Occupation:** Retired
- **Experience:** U.S. Department of Veterans Affairs
- **Campaign Committee:** Committee To Elect Arthur Beatty, 88 N. High St., Chillicothe, OH 45601
- **Website:** beattyforohio.com

DEMOCRATS SAY: No comment provided.

REPUBLICANS SAY: Another two-year term for this hard working Republican.

Economic Profile:

See pages 188 & 189 for comparative demographic data.

INDUSTRIES	Employment		Wages	
	# of Jobs	%	\$	%
Natural Resources & Mining	274	0.8%	\$5,374,885	0.3%
Construction	1,189	3.4%	\$96,615,946	5.0%
Manufacturing	6,071	17.5%	\$404,154,853	20.7%
Trade, Transportation, & Utilities	6,499	18.7%	\$292,598,137	15.0%
Information	338	1.0%	\$19,237,679	1.0%
Financial Activities	1,098	3.2%	\$50,758,986	2.6%
Professional & Business Services	2,221	6.4%	\$79,925,107	4.1%
Education & Health Services	9,289	26.7%	\$716,595,709	36.7%
Leisure & Hospitality	4,131	11.9%	\$93,147,115	4.8%
Other Services (except Public Administration)	839	2.4%	\$20,363,657	1.0%
Public Administration	2,838	8.2%	\$174,815,471	9.0%
TOTAL	34,787		\$1,953,587,545	



District Map:

House District 93 is contained within Senate District 17.



Candidates:

JASON STEPHENS (R-Kitts Hill) ★

- **Social Media:** @jasoncstephens
- **Occupation:** Speaker of the House; Insurance Agent
- **Experience:** Lawrence County Auditor
- **Education:** Bachelor's Economics, Lipscomb University
- **Campaign Committee:** Stephens For Ohio, 4679 Winterset Dr., Columbus, OH 43220
- **Website:** stephensforohio.com

UNOPPOSED

DEMOCRATS SAY: No comment provided.

REPUBLICANS SAY: Stephens does not have a Democratic opponent in November.

HOUSE

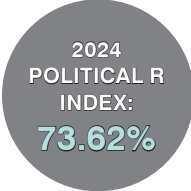
Political Landscape:

2022 Gubernatorial Results:

Mike DeWine (R)	79.37%
Nan Whaley (D)	20.63%

2020 Presidential Results:

Joe Biden (D)	24.60%
Donald Trump (R)	75.40%



Economic Profile:

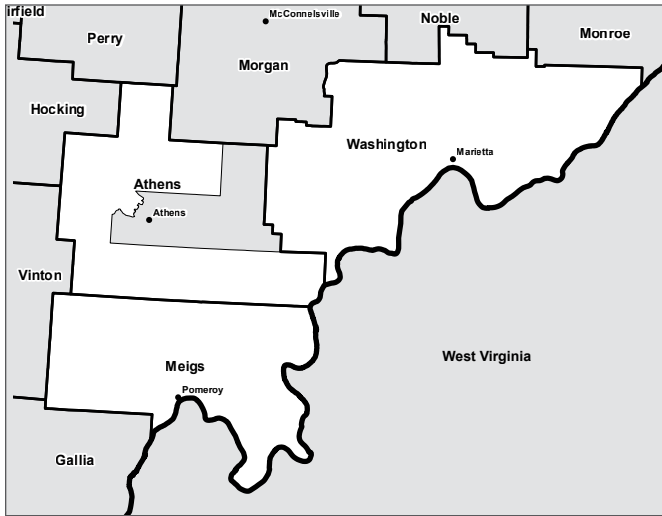
See pages 188 & 189 for comparative demographic data.

INDUSTRIES	Employment		Wages	
	# of Jobs	%	\$	%
Natural Resources & Mining	97	0.3%	\$2,880,610	0.2%
Construction	1,953	6.0%	\$121,080,129	9.7%
Manufacturing	4,090	12.7%	\$216,345,241	17.3%
Trade, Transportation, & Utilities	5,778	17.9%	\$309,579,374	24.8%
Information	224	0.7%	\$10,575,342	0.9%
Financial Activities	1,004	3.1%	\$52,166,604	4.2%
Professional & Business Services	2,400	7.4%	\$61,672,889	4.9%
Education & Health Services	12,100	37.4%	\$333,215,423	26.7%
Leisure & Hospitality	2,906	9.0%	\$54,683,354	4.4%
Other Services (except Public Administration)	788	2.4%	\$29,333,973	2.4%
Public Administration	977	3.0%	\$57,439,146	4.6%
TOTAL	32,317		\$1,248,972,085	



District Map:

House District 94 is contained within Senate District 30.



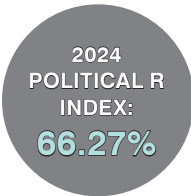
Political Landscape:

2022 Gubernatorial Results:

Mike DeWine (R)	71.61%
Nan Whaley (D)	28.39%

2020 Presidential Results:

Joe Biden (D)	32.07%
Donald Trump (R)	67.93%



Candidates:

WENDA SHEARD (D-Athens)

- **Social Media:**
- **Occupation:** Attorney
- **Experience:** Private Practice; Domestic Relations Magistrate, Hocking County Common Pleas Court
- **Education:** J.D. Cleveland Marshall College of Law; Ph.D. Political Science, University of North Texas
- **Campaign Committee:** Friends Of Wenda Sheard, 13499 Dutch Creek Rd., Athens, OH 45701
- **Website:** sheardforohio.com

KEVIN RITTER (R-Marietta)

- **Social Media:**
- **Occupation:** Teacher; Washington County Commissioner
- **Experience:** Founder, Coast to Coast Athletics; Veritas Classical Academy
- **Education:** B.A. History/Political Science, Central Michigan University; M.A. Political Science, Central Michigan University
- **Memberships:** St. Mary's Basilica
- **Campaign Committee:** Ritter For Ohio, 713 N. 7th St., Marietta, OH 45750
- **Website:** ritterforohio.com

DEMOCRATS SAY: No comment provided.

REPUBLICANS SAY: Kevin Ritter is well known and respected in Washington County and will win in the fall.

Economic Profile:

See pages 188 & 189 for comparative demographic data.

INDUSTRIES	Employment		Wages	
	# of Jobs	%	\$	%
Natural Resources & Mining	448	1.4%	\$20,008,264	1.1%
Construction	1,942	6.2%	\$126,402,180	7.2%
Manufacturing	3,956	12.6%	\$306,454,173	17.3%
Trade, Transportation, & Utilities	5,778	18.4%	\$294,470,085	16.7%
Information	307	1.0%	\$15,490,837	0.9%
Financial Activities	1,454	4.6%	\$83,604,152	4.7%
Professional & Business Services	2,536	8.1%	\$136,377,779	7.7%
Education & Health Services	10,214	32.5%	\$623,602,057	35.3%
Leisure & Hospitality	2,903	9.2%	\$61,739,269	3.5%
Other Services (except Public Administration)	857	2.7%	\$30,437,460	1.7%
Public Administration	1,046	3.3%	\$69,614,688	3.9%
TOTAL	31,441		\$1,768,200,945	



District Map:

House District 95 is contained within Senate District 30.



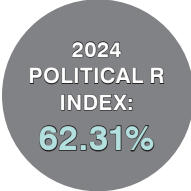
Political Landscape:

2022 Gubernatorial Results:

Mike DeWine (R)	68.88%
Nan Whaley (D)	31.12%

2020 Presidential Results:

Joe Biden (D)	33.89%
Donald Trump (R)	66.11%



Candidates:

DON JONES (R-Freeport) ★

- **Social Media:** @DonJonesOhio
- **Occupation:** Legislator
- **Experience:** Agricultural Education Teacher, Harrison Central High School; Farm Equipment Salesman, D&J Sales & Service; Volunteer Fireman & EMT; Chair, Harrison Soil and Water Conservation District
- **Education:** Bachelor's Education, Ashland University; Master's Educational Leadership, Salem International University
- **Memberships:** Harrison County Agricultural Society; South Central Power Foundation; Harrison County Farm Bureau; Ohio FFA; NRA
- **Campaign Committee:** Jones For Ohio, 4679 Winterset Dr., Columbus, OH 43220
- **Website:** donjonesforohio.com

LISH GREINER (D-Athens)

- **Social Media:** [Facebook icon]
- **Occupation:** Business Owner; Retired Healthcare Professional
- **Experience:** Owner, Go Green Lawn Care; Executive Director, Chancellor Health Care; Division Director, Westbrook Health Services; Travel Nurse, Wellspring Nurse Source; RN, Marietta Memorial Hospital
- **Education:** Associate's Nursing, Washington State College of Ohio; B.A. General Studies, West Virginia University Parkersburg; Master's Health Care Administration, Ohio University

DEMOCRATS SAY: No comment provided.

REPUBLICANS SAY: Count on Don Jones to return for another term at the House.

Economic Profile:

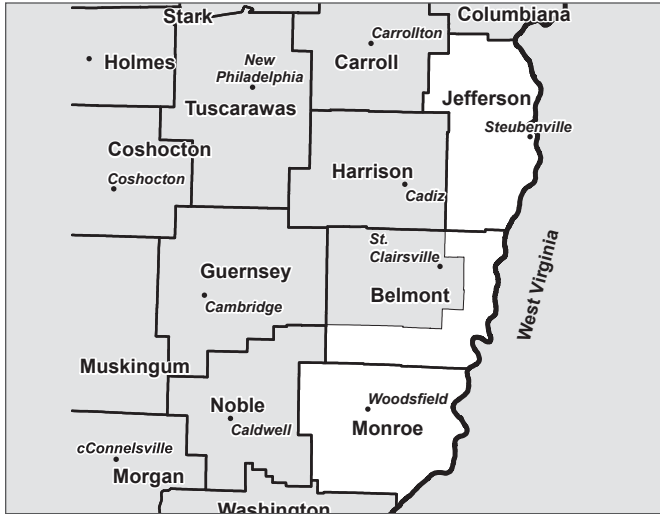
INDUSTRIES	Employment		Wages	
	# of Jobs	%	\$	%
Natural Resources & Mining	1,135	3.3%	\$90,193,326	5.4%
Construction	1,166	3.4%	\$70,004,106	4.2%
Manufacturing	1,482	4.4%	\$115,727,586	6.9%
Trade, Transportation, & Utilities	6,953	20.4%	\$307,269,623	18.3%
Information	272	0.8%	\$13,598,322	0.8%
Financial Activities	1,262	3.7%	\$63,488,511	3.8%
Professional & Business Services	2,036	6.0%	\$128,621,856	7.6%
Education & Health Services	12,415	36.5%	\$632,601,407	37.6%
Leisure & Hospitality	4,533	13.3%	\$84,545,347	5.0%
Other Services (except Public Administration)	892	2.6%	\$32,161,014	1.9%
Public Administration	1,860	5.5%	\$145,046,003	8.6%
TOTAL	34,006		\$1,683,257,103	

See pages 188 & 189 for comparative demographic data.



District Map:

House District 96 is contained within Senate District 30.



Candidates:

RON FERGUSON (R-Wintersville) ★

- **Social Media:** @ronforrep
- **Occupation:** Legislator
- **Experience:** Field Director, Americans for Prosperity; Reporter, WTOV-TV; Manager, D&L Ferguson LLC; Co-Owner, 7 Ranges Entertainment
- **Education:** B.A. Communications, Ohio State University
- **Campaign Committee:** Supporters And Friends Of Ron Ferguson, 299 Orlando Manor, Wintersville, OH 43953
- **Website:** ronforohio.com

UNOPPOSED

DEMOCRATS SAY: No comment provided.

REPUBLICANS SAY: They say the only way to run for office is scared or unopposed. Ferguson has the latter.

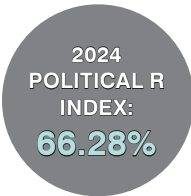
Political Landscape:

2022 Gubernatorial Results:

Mike DeWine (R) 74.47%
 Nan Whaley (D) 25.53%

2020 Presidential Results:

Joe Biden (D) 29.53%
 Donald Trump (R) 70.47%



Economic Profile:

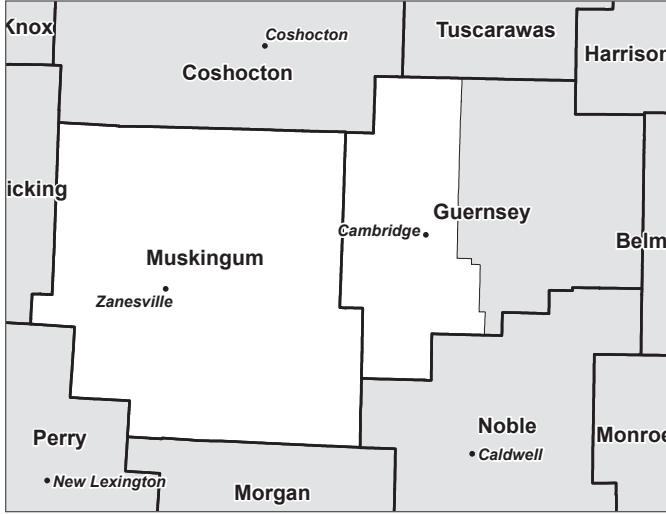
See pages 188 & 189 for comparative demographic data.

INDUSTRIES	Employment		Wages	
	# of Jobs	%	\$	%
Natural Resources & Mining	304	1.0%	\$22,660,501	1.6%
Construction	2,172	7.5%	\$131,865,724	9.1%
Manufacturing	2,052	7.1%	\$142,669,547	9.9%
Trade, Transportation, & Utilities	6,400	22.0%	\$397,914,391	27.5%
Information	495	1.7%	\$20,586,765	1.4%
Financial Activities	999	3.4%	\$41,542,582	2.9%
Professional & Business Services	1,911	6.6%	\$95,686,022	6.6%
Education & Health Services	9,895	34.1%	\$445,723,669	30.9%
Leisure & Hospitality	2,464	8.5%	\$46,721,905	3.2%
Other Services (except Public Administration)	831	2.9%	\$24,616,727	1.7%
Public Administration	1,514	5.2%	\$74,825,280	5.2%
TOTAL	29,037		\$1,444,813,112	



District Map:

House District 97 is contained within Senate District 31.



Candidates:

ADAM HOLMES (R-Nashport) ★

- **Social Media:**
- **Occupation:** CEO, Frueh Enterprises
- **Experience:** U.S. Marine Corps
- **Education:** B.S. Political Science, U.S. Naval Academy; M.S. Global Leadership, University of San Diego; USAF Air War College
- **Campaign Committee:** Adam Holmes For Ohio, 4679 Winterset Dr., Columbus, OH 43220

UNOPPOSED

DEMOCRATS SAY: No comment provided.

REPUBLICANS SAY: A shutout victory for the unopposed Adam Holmes.

Political Landscape:

2022 Gubernatorial Results:

Mike DeWine (R)	77.15%
Nan Whaley (D)	22.85%

2020 Presidential Results:

Joe Biden (D)	29.65%
Donald Trump (R)	70.35%



Economic Profile:

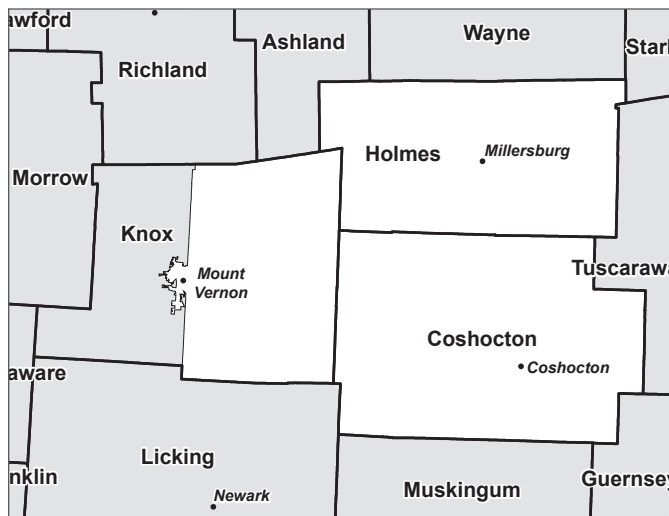
See pages 188 & 189 for comparative demographic data.

INDUSTRIES	Employment		Wages	
	# of Jobs	%	\$	%
Natural Resources & Mining	1,466	3.2%	\$121,078,864	5.2%
Construction	1,920	4.2%	\$103,095,397	4.5%
Manufacturing	5,392	11.9%	\$372,937,519	16.1%
Trade, Transportation, & Utilities	10,433	23.0%	\$488,515,757	21.1%
Information	949	2.1%	\$38,218,391	1.7%
Financial Activities	1,173	2.6%	\$75,725,520	3.3%
Professional & Business Services	2,876	6.3%	\$139,308,284	6.0%
Education & Health Services	13,818	30.5%	\$739,810,954	31.9%
Leisure & Hospitality	4,612	10.2%	\$101,712,586	4.4%
Other Services (except Public Administration)	1,328	2.9%	\$51,947,799	2.2%
Public Administration	1,382	3.0%	\$86,020,878	3.7%
TOTAL	45,349		\$2,318,371,949	



District Map:

House District 98 is contained within Senate District 19.



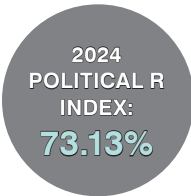
Political Landscape:

2022 Gubernatorial Results:

Mike DeWine (R)	78.23%
Nan Whaley (D)	21.77%

2020 Presidential Results:

Joe Biden (D)	24.72%
Donald Trump (R)	75.28%



Candidates:

ANNIE HOMSTAD (D-Howard)

- **Social Media:** @
- **Occupation:** Business Owner; Substitute Teacher
- **Campaign Committee:** Annie Homstad Campaign, 70 Greenfield Ct., Howard, OH 43028
- **Website:** anniehomstad4ohio.com

MARK HINER (R-Howard)

- **Social Media:** @
- **Occupation:** President/General Manager, WCBZ TV 22; Business Owner
- **Experience:** Owner/Operator, Hiner Properties; Owner/Operator, Wireless Radio
- **Education:** B.A. Broadcast Technology, Ashland University; M.B.A., Ohio University
- **Campaign Committee:** Hiner For Ohio, 133 Green Valley Dr., Howard, OH 43028
- **Website:** hinerforohio.com

DEMOCRATS SAY: No comment provided.

REPUBLICANS SAY: It's a coast-to-coast victory for Hiner in this safe seat.

HOUSE

Economic Profile:

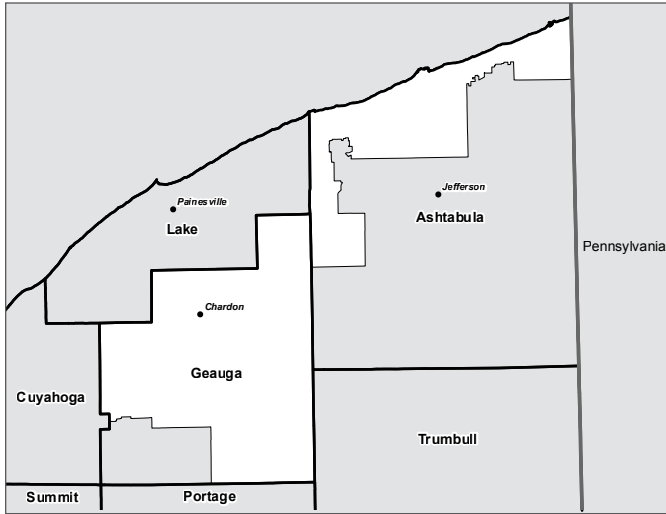
See pages 188 & 189 for comparative demographic data.

INDUSTRIES	Employment		Wages	
	# of Jobs	%	\$	%
Natural Resources & Mining	543	1.3%	\$24,898,202	1.2%
Construction	2,937	6.8%	\$193,508,298	9.0%
Manufacturing	12,064	28.0%	\$754,456,486	35.1%
Trade, Transportation, & Utilities	8,372	19.4%	\$383,347,118	17.8%
Information	293	0.7%	\$14,765,712	0.7%
Financial Activities	1,164	2.7%	\$67,323,128	3.1%
Professional & Business Services	2,044	4.7%	\$72,707,449	3.4%
Education & Health Services	9,707	22.5%	\$463,969,578	21.6%
Leisure & Hospitality	3,680	8.5%	\$74,416,986	3.5%
Other Services (except Public Administration)	1,097	2.5%	\$42,066,360	2.0%
Public Administration	1,208	2.8%	\$57,605,141	2.7%
TOTAL	43,109		\$2,149,064,457	



District Map:

House District 99 is contained within Senate District 32.



Political Landscape:

2022 Gubernatorial Results:

Mike DeWine (R)	68.81%
Nan Whaley (D)	31.19%

2020 Presidential Results:

Joe Biden (D)	38.22%
Donald Trump (R)	61.78%



Candidates:

SARAH FOWLER ARTHUR (R-Ashtabula) ★

- **Social Media:** @SarahOhioedu7
- **Occupation:** Small Business Owner
- **Experience:** Sarah's Eggs; Badger Run Berries LLC; Fowler Enterprises
- **Education:** Home-schooled
- **Campaign Committee:** Committee To Elect Sarah Fowler Arthur, 710 Garrison Rd., Ashtabula, OH 44004
- **Website:** electsarahfowler.com

LOUIS MURPHY (D-Ashtabula)

- **Social Media:**
- **Occupation:** Teacher
- **Education:** B.A. Environmental Studies, Edinboro University; M.A. Environmental Policy, Lehigh University
- **Campaign Committee:** Friends Of Louis Murphy, 5016 Lake Rd. West, Ashtabula, OH 44004
- **Website:** murphyforohio.com

DEMOCRATS SAY: No comment provided.

REPUBLICANS SAY: Sarah Fowler Arthur is a hard working public servant that will win in November.

Economic Profile:

See pages 188 & 189 for comparative demographic data.

INDUSTRIES	Employment		Wages	
	# of Jobs	%	\$	%
Natural Resources & Mining	259	0.6%	\$1,049,030	0.1%
Construction	2,255	5.6%	\$156,726,537	7.3%
Manufacturing	9,809	24.2%	\$636,782,739	29.8%
Trade, Transportation, & Utilities	7,272	18.0%	\$400,398,466	18.8%
Information	398	1.0%	\$21,299,313	1.0%
Financial Activities	789	1.9%	\$53,102,737	2.5%
Professional & Business Services	3,879	9.6%	\$211,701,553	9.9%
Education & Health Services	9,867	24.4%	\$467,025,310	21.9%
Leisure & Hospitality	3,453	8.5%	\$75,210,631	3.5%
Other Services (except Public Administration)	1,267	3.1%	\$41,220,750	1.9%
Public Administration	1,252	3.1%	\$70,574,446	3.3%
TOTAL	40,500		\$2,135,091,512	

SHUMAKER

ADVISORS


Shumaker Advisors, with offices in Ohio, Florida, North Carolina, South Carolina, and Washington, D.C., works closely with clients in the health care, transportation, hospitality, travel and tourism, food and beverage, technology and telecommunications, energy, and retirement planning industries to provide a bridge to government, government agencies, and legislators that shape the future of business in these highly regulated markets.



41 South High Street, Suite 2400
Columbus, Ohio 43215-6104
614.463.9441
shumakeradvisors.com

METHODOLOGY

DEMOGRAPHIC & ECONOMIC ESTIMATES



Methodology Used to Produce Demographic Estimates

for U.S. Congressional, Ohio Senate, and Ohio House Districts

July 2024

Demographic data for the *2024 Ohio Election Guide* are based on data provided from the Census Bureau's 2018–2022 *American Community Survey (ACS)*. They include percent of population in major age categories, race and Hispanic ethnicity, educational attainment, median household income, median home value, percent of persons below poverty, and the rank orders of these estimates among districts. ACS estimates are based on survey data from five years and are averaged by the Census Bureau to provide adequate reliability. Monetary figures are in 2022 dollars.

For estimating legislative district-level data, the ACS tract-level 2022 estimates are apportioned based on 2020 block-level population for the population variables and housing units for income and value. Conveniently, the 2020 population and housing counts represent the midpoint of the 5-year data collection for the 2022 estimates. Though based on a sample, ACS sample sizes for these election districts are large and generally result in relatively small sample errors.

Methodology Used to Produce Economic Estimates

for U.S. Congressional, Ohio Senate, and Ohio House Districts

July 2024

Annual employment and payroll data for 2021 by major industry sector are estimated for each district. Employment data at the census block level from the Bureau of Labor Statistics' *Longitudinal Employer-Household Dynamics database (LEHD)*, specifically the LEHD Origin-Destination Employment Statistics (LODES) data¹, were assigned to election districts and then summed to the districts.

Payroll estimates (wages) are available at the county level from the Bureau of Labor Statistics' *Quarterly Census of Employment and Wages (QCEW)*². Proportions of employment by industry at the block level by industry are used to apportion the county level industry wages to the legislative districts.³ The *2024 Ohio Election Guide* uses 2021 annual data for both jobs and wages.

¹ See <https://lehd.ces.census.gov/data/>

² See <https://www.bls.gov/cew/>

³ Some districts span county boundaries.



Methodology Used to Produce District-Level Results for Statewide Elections

July 2024

Ohio's congressional districts were approved in 2022. The state's General Assembly districts were redrawn after the 2022 election and publication of the *2022 Ohio Election Guide*, altering the boundaries of 19 of the 33 Senate districts and 63 of the 99 House districts. Maps showing the changes can be found at <https://levin.csuohio.edu/nodis/ohio-legislative-district-maps>.

The 2018 general election results for Ohio governor and the 2020 election results for U.S. president are provided along with the Republican Political Index for each election district. The Republican Political Index is based on the percentage of Republican votes as a percentage of the sum of votes for Democratic and Republican candidates in the following elections:

- 2018 Ohio Attorney General
- 2018 Ohio Governor
- 2020 President
- 2022 Ohio U.S. Senate
- 2022 Ohio Governor

DISTRICT

DEMOGRAPHICS



CONGRESSIONAL

District	Age										Minority Voting Population			
	0-17		18-24		25-44		45-64		65 & older		African American, alone		Hispanic/Latino	
	%	Rank	%	Rank	%	Rank	%	Rank	%	Rank	%	Rank	%	Rank
1	22.8%	11	9.9%	12	27.5%	12	24.7%	2	15.1%	3	19.1%	13	3.9%	9
2	22.4%	10	8.1%	3	24.5%	7	27.2%	12	17.8%	8	2.0%	1	1.5%	1
3	22.2%	8	11.5%	15	31.8%	15	21.7%	1	12.8%	1	28.6%	14	5.7%	12
4	23.3%	13	8.7%	6	24.6%	8	26.2%	10	17.3%	7	4.5%	5	2.4%	3
5	22.2%	9	10.0%	13	23.4%	4	26.1%	9	18.3%	10	3.8%	4	7.4%	14
6	20.2%	1	8.3%	4	22.8%	2	27.5%	15	21.3%	15	6.1%	7	3.1%	5
7	21.2%	5	7.9%	2	23.3%	3	27.3%	13	20.2%	14	3.4%	2	3.9%	10
8	23.5%	14	9.7%	10	24.2%	6	25.8%	6	16.8%	4	13.0%	11	3.8%	8
9	22.1%	7	8.7%	7	24.7%	9	26.1%	8	18.4%	11	11.8%	9	7.4%	13
10	21.9%	6	9.9%	11	25.2%	11	25.0%	4	18.1%	9	16.6%	12	3.4%	7
11	20.8%	3	9.4%	8	27.8%	13	24.9%	3	17.0%	6	43.9%	15	7.5%	15
12	22.9%	12	10.3%	14	23.8%	5	26.1%	7	17.0%	5	3.7%	3	1.9%	2
13	21.0%	4	8.5%	5	25.0%	10	26.4%	11	19.0%	12	12.5%	10	2.6%	4
14	20.2%	2	9.6%	9	22.6%	1	27.4%	14	20.2%	13	4.9%	6	3.2%	6
15	23.8%	15	7.5%	1	29.1%	14	25.4%	5	14.2%	2	10.8%	8	5.2%	11
Ohio	22.0%		9.2%		25.3%		25.9%		17.6%		12.3%		4.2%	

SENATE

District	Age										Minority Voting Population			
	0-17		18-24		25-44		45-64		65 & older		African American, alone		Hispanic/Latino	
	%	Rank	%	Rank	%	Rank	%	Rank	%	Rank	%	Rank	%	Rank
1	22.9%	23	9.0%	20	23.4%	8	26.2%	16	18.5%	18	1.1%	1	6.2%	27
2	21.1%	9	10.7%	28	22.5%	2	26.1%	15	19.7%	28	3.6%	9	5.1%	25
3	23.0%	24	7.5%	4	29.3%	28	25.6%	11	14.6%	5	16.6%	24	4.3%	20
4	23.1%	27	12.4%	30	24.1%	15	25.0%	8	15.4%	7	8.7%	22	5.4%	26
5	23.0%	26	7.8%	6	23.7%	10	26.3%	18	19.2%	25	8.1%	19	1.6%	3
6	21.6%	14	10.2%	25	26.3%	26	24.5%	6	17.4%	12	22.6%	28	4.2%	19
7	23.5%	29	7.7%	5	25.2%	24	27.0%	24	16.6%	10	8.3%	20	4.2%	18
8	24.7%	32	6.5%	2	24.8%	22	26.3%	17	17.7%	13	16.9%	25	2.1%	5
9	21.1%	10	13.3%	33	30.8%	30	21.9%	2	12.9%	3	36.8%	31	4.5%	23
10	21.6%	13	10.2%	26	24.0%	14	25.6%	10	18.6%	20	6.5%	14	3.2%	16
11	22.5%	21	10.1%	24	26.9%	27	24.7%	7	15.8%	9	23.1%	29	8.6%	30
12	23.8%	31	8.6%	14	23.3%	7	25.8%	12	18.5%	19	4.2%	10	2.3%	11
13	21.9%	16	8.6%	15	23.5%	9	27.1%	27	18.9%	23	6.6%	15	10.1%	33
14	22.4%	19	8.1%	8	24.7%	20	27.0%	25	17.8%	14	1.6%	2	1.8%	4
15	22.8%	22	12.4%	31	31.5%	31	21.9%	3	11.4%	2	42.2%	32	6.9%	28
16	23.5%	30	6.5%	1	31.9%	32	24.1%	4	14.0%	4	8.7%	21	4.2%	17
17	22.5%	20	7.9%	7	24.1%	17	27.4%	32	18.0%	17	2.3%	4	1.3%	1
18	19.7%	3	7.2%	3	23.2%	6	28.2%	33	21.7%	33	7.5%	17	4.4%	22
19	25.4%	33	9.0%	18	24.1%	16	25.9%	13	15.6%	8	2.7%	5	2.3%	10
20	23.4%	28	8.7%	17	24.5%	18	26.8%	22	16.6%	11	5.8%	12	2.3%	9
21	21.0%	8	9.2%	21	24.8%	21	25.5%	9	19.6%	26	58.7%	33	2.5%	13
22	21.8%	15	8.2%	12	23.7%	12	27.0%	26	19.2%	24	3.6%	8	2.2%	8
23	20.8%	6	9.7%	23	30.1%	29	24.3%	5	15.1%	6	28.1%	30	9.4%	32
24	20.0%	4	8.2%	11	25.0%	23	27.1%	29	19.6%	27	6.6%	16	8.7%	31
25	22.4%	18	12.6%	32	32.8%	33	21.3%	1	10.9%	1	19.5%	27	7.7%	29
26	22.2%	17	8.4%	13	24.7%	19	26.9%	23	17.9%	15	2.7%	6	4.3%	21
27	19.6%	2	10.7%	27	23.7%	11	27.1%	28	18.8%	22	6.1%	13	2.1%	7
28	21.0%	7	9.3%	22	25.3%	25	26.5%	20	17.9%	16	17.1%	26	2.5%	14
29	21.4%	12	8.7%	16	23.8%	13	26.3%	19	19.8%	29	7.8%	18	2.4%	12
30	18.8%	1	11.4%	29	22.6%	3	26.7%	21	20.5%	30	2.8%	7	1.4%	2
31	23.0%	25	9.0%	19	23.2%	5	26.0%	14	18.8%	21	1.7%	3	2.1%	6
32	21.2%	11	8.2%	10	22.2%	1	27.3%	30	21.2%	31	5.4%	11	2.7%	15
33	20.2%	5	8.1%	9	22.9%	4	27.4%	31	21.4%	32	9.8%	23	4.9%	24
Ohio	22.0%		9.2%		25.3%		25.9%		17.6%		12.3%		4.2%	



Education

No high school degree		High school grad		College grad		Post grad		Median Household Income		Median Home Value		Poverty Population	
%	Rank	%	Rank	%	Rank	%	Rank	\$	Rank	\$	Rank	%	Rank
7.2%	3	23.3%	2	45.1%	15	18.8%	15	\$75,382	14	\$253,500	14	14.2%	10
11.5%	15	40.5%	14	20.3%	2	7.4%	2	\$62,427	4	\$167,800	5	14.9%	11
8.1%	6	22.3%	1	44.2%	14	17.4%	14	\$68,220	9	\$255,900	15	16.4%	14
7.4%	4	36.2%	12	28.2%	7	10.7%	8	\$73,132	11	\$191,500	9	10.4%	2
7.9%	5	37.3%	13	24.0%	3	8.8%	3	\$65,940	6	\$167,800	6	12.0%	5
9.0%	11	42.1%	15	20.1%	1	7.1%	1	\$57,443	2	\$139,900	2	16.2%	13
6.8%	1	28.7%	5	37.0%	13	14.2%	13	\$81,600	15	\$220,000	13	7.3%	1
8.2%	9	33.8%	9	29.6%	8	10.3%	7	\$74,133	13	\$195,300	10	11.1%	3
8.2%	8	32.9%	8	26.6%	5	9.8%	5	\$62,315	3	\$155,300	3	15.0%	12
8.1%	7	27.8%	3	31.1%	9	13.2%	11	\$64,250	5	\$164,800	4	13.4%	9
11.3%	14	27.9%	4	31.7%	10	14.2%	12	\$48,928	1	\$126,400	1	22.1%	15
9.9%	13	35.9%	10	26.6%	4	9.6%	4	\$70,890	10	\$210,400	12	11.5%	4
7.2%	2	30.7%	7	32.5%	11	11.9%	9	\$66,623	7	\$179,400	8	12.6%	8
8.8%	10	36.0%	11	27.0%	6	9.8%	6	\$67,156	8	\$173,900	7	12.5%	7
9.3%	12	30.4%	6	32.5%	12	12.1%	10	\$73,679	12	\$208,100	11	12.2%	6
8.6%		32.4%		30.4%		11.7%		\$71,843		\$183,300		13.4%	

Education

No high school degree		High school grad		College grad		Post grad		Median Household Income		Median Home Value		Poverty Population	
%	Rank	%	Rank	%	Rank	%	Rank	\$	Rank	\$	Rank	%	Rank
7.2%	9	41.4%	28	20.7%	5	7.4%	5	\$67,356	16	\$154,309	8	10.3%	12
5.8%	3	29.0%	11	35.5%	24	14.2%	24	\$74,312	25	\$203,452	25	10.2%	11
10.6%	26	34.9%	21	25.1%	13	8.2%	10	\$70,729	21	\$198,762	22	11.6%	15
8.8%	19	32.0%	17	32.7%	22	11.7%	20	\$76,851	26	\$226,651	28	12.2%	16
7.1%	8	36.2%	23	23.4%	10	8.5%	11	\$70,905	22	\$167,996	14	9.7%	9
9.1%	21	25.9%	6	32.2%	21	13.5%	23	\$58,625	9	\$149,565	7	17.1%	27
5.4%	2	23.8%	3	46.3%	32	19.0%	32	\$97,484	32	\$276,558	31	5.8%	1
6.0%	5	28.3%	10	37.2%	27	13.5%	22	\$82,592	30	\$200,609	24	9.2%	6
10.7%	28	24.3%	4	40.2%	29	17.0%	30	\$50,782	3	\$192,661	21	23.6%	31
8.2%	16	30.5%	15	29.8%	17	13.4%	21	\$69,394	19	\$181,196	18	13.1%	18
10.6%	27	32.3%	18	23.0%	9	7.8%	7	\$50,801	4	\$119,202	2	21.0%	30
7.9%	12	42.1%	30	19.3%	2	6.9%	2	\$67,672	17	\$164,378	10	10.1%	10
9.0%	20	33.4%	19	25.6%	14	9.4%	14	\$67,298	15	\$183,593	19	13.1%	19
10.4%	25	37.3%	24	24.5%	11	9.2%	13	\$69,053	18	\$191,447	20	13.3%	20
13.1%	32	30.2%	14	29.8%	18	11.1%	17	\$50,626	2	\$170,596	15	24.3%	33
3.5%	1	14.7%	1	59.0%	33	24.1%	33	\$98,826	33	\$322,985	33	6.9%	2
13.1%	33	44.3%	33	15.9%	1	5.8%	1	\$56,016	8	\$142,147	5	16.9%	26
5.8%	4	28.3%	9	37.0%	26	14.8%	26	\$81,730	29	\$217,601	27	7.0%	3
9.6%	23	24.9%	5	42.0%	30	16.3%	29	\$95,929	31	\$316,338	32	7.9%	4
6.8%	7	33.9%	20	29.5%	16	9.9%	16	\$79,970	28	\$236,905	29	9.6%	8
8.5%	18	26.3%	8	33.5%	23	15.9%	28	\$52,475	5	\$118,708	1	18.5%	29
7.6%	11	35.7%	22	27.6%	15	9.7%	15	\$72,298	24	\$200,203	23	9.5%	7
12.4%	31	26.0%	7	35.9%	25	14.8%	27	\$50,186	1	\$177,861	17	24.1%	32
8.0%	14	30.7%	16	31.1%	19	11.1%	18	\$70,069	20	\$172,844	16	10.9%	13
8.2%	15	21.3%	2	45.7%	31	17.6%	31	\$71,983	23	\$243,638	30	14.8%	22
7.9%	13	41.7%	29	20.9%	6	7.1%	3	\$66,707	14	\$157,702	9	11.4%	14
6.1%	6	30.1%	12	37.9%	28	14.7%	25	\$78,102	27	\$214,068	26	8.9%	5
8.3%	17	30.1%	13	31.7%	20	11.7%	19	\$62,786	12	\$167,677	12	14.9%	23
7.2%	10	37.4%	25	24.6%	12	8.8%	12	\$62,377	11	\$165,352	11	13.4%	21
9.7%	24	42.1%	31	19.5%	3	8.0%	8	\$53,865	6	\$134,741	4	17.2%	28
11.5%	30	42.4%	32	20.3%	4	7.6%	6	\$63,234	13	\$167,727	13	12.4%	17
11.4%	29	40.1%	27	21.2%	7	7.2%	4	\$58,877	10	\$148,694	6	15.3%	24
9.2%	22	39.7%	26	22.4%	8	8.0%	9	\$55,501	7	\$132,166	3	15.9%	25
8.6%		32.4%		30.4%		11.7%		\$67,175		\$183,274		13.3%	

DISTRICT

DEMOGRAPHICS



HOUSE

District	Age										Minority Voting Population			
	0-17		18-24		25-44		45-64		65 & older		African American, alone		Hispanic/Latino	
	%	Rank	%	Rank	%	Rank	%	Rank	%	Rank	%	Rank	%	Rank
1	21.6%	39	12.3%	89	33.3%	95	21.9%	5	10.9%	4	33.9%	88	6.8%	85
2	24.5%	89	8.1%	43	29.6%	86	24.6%	21	13.2%	10	51.0%	96	7.7%	89
3	22.3%	55	17.1%	94	31.7%	91	19.1%	2	9.9%	2	40.7%	91	6.2%	80
4	23.6%	77	6.9%	10	29.5%	85	24.7%	22	15.3%	22	13.3%	74	3.0%	48
5	25.5%	95	7.2%	17	29.7%	88	24.5%	19	13.1%	9	32.5%	86	4.9%	72
6	25.6%	96	9.3%	71	32.4%	92	23.4%	15	9.4%	1	14.6%	76	10.9%	95
7	15.3%	1	21.0%	99	33.5%	96	18.3%	1	12.0%	6	4.0%	37	4.1%	60
8	22.0%	49	7.2%	15	35.0%	98	21.3%	4	14.5%	16	9.2%	63	5.7%	76
9	25.7%	98	8.4%	53	32.5%	94	22.1%	8	11.3%	5	37.4%	90	7.8%	90
10	22.2%	53	7.0%	11	31.0%	89	24.8%	24	15.1%	21	12.2%	73	5.5%	73
11	24.9%	91	5.6%	1	31.2%	90	25.9%	44	12.4%	8	3.8%	36	4.0%	59
12	21.4%	34	8.2%	44	27.2%	79	27.7%	80	15.6%	27	4.5%	45	2.5%	37
13	19.0%	7	9.7%	77	36.3%	99	22.7%	11	12.2%	7	13.7%	75	17.1%	98
14	18.6%	5	9.1%	68	27.3%	81	26.6%	56	18.5%	51	9.0%	62	10.5%	94
15	21.8%	46	6.9%	9	24.9%	62	26.8%	63	19.6%	75	7.3%	56	12.0%	97
16	21.4%	35	6.6%	6	24.5%	55	27.8%	85	19.6%	76	4.4%	42	6.5%	82
17	19.7%	12	8.6%	61	22.9%	20	28.0%	90	20.8%	88	3.5%	34	3.5%	55
18	22.1%	52	8.4%	52	25.5%	70	22.8%	12	21.2%	93	58.4%	97	2.3%	35
19	20.1%	17	5.8%	3	22.4%	9	28.5%	95	23.1%	98	8.5%	61	3.9%	57
20	22.0%	50	12.6%	90	29.6%	87	22.4%	9	13.5%	11	65.3%	98	4.8%	71
21	20.4%	20	10.5%	84	24.2%	49	25.7%	38	19.1%	66	47.1%	94	2.0%	25
22	20.6%	25	8.5%	58	24.5%	56	27.9%	88	18.4%	50	70.9%	99	3.0%	49
23	17.8%	4	8.0%	41	24.8%	60	27.6%	75	21.9%	96	10.8%	70	2.7%	42
24	23.9%	82	13.0%	91	32.5%	93	20.7%	3	9.9%	3	41.2%	92	5.8%	77
25	20.7%	26	18.0%	95	25.7%	72	22.0%	7	13.5%	13	46.2%	93	4.2%	64
26	18.7%	6	8.9%	67	33.9%	97	22.9%	13	15.5%	24	22.7%	83	3.5%	54
27	25.2%	93	5.7%	2	24.1%	46	27.1%	67	18.0%	45	17.3%	79	2.5%	38
28	22.4%	56	6.8%	8	25.3%	68	25.7%	36	19.9%	79	17.7%	80	6.3%	81
29	23.9%	83	7.0%	14	25.9%	73	26.0%	45	17.1%	35	26.3%	85	2.1%	26
30	24.9%	92	7.0%	12	24.3%	51	25.9%	42	17.9%	44	6.3%	52	1.5%	12
31	20.1%	16	7.3%	19	26.0%	74	27.1%	71	19.5%	72	5.7%	50	2.3%	34
32	20.2%	18	7.6%	23	24.4%	54	28.7%	98	19.1%	65	7.3%	54	2.3%	32
33	20.9%	29	12.3%	88	26.6%	77	24.4%	18	15.9%	29	34.1%	89	3.1%	50
34	21.8%	44	8.3%	50	25.0%	65	26.2%	49	18.8%	58	10.5%	69	2.2%	30
35	21.1%	32	6.6%	7	23.0%	22	28.8%	99	20.5%	86	8.2%	60	1.8%	16
36	22.3%	54	8.0%	42	28.9%	84	24.9%	25	15.9%	30	7.9%	59	4.2%	63
37	21.7%	40	6.6%	4	25.4%	69	25.3%	30	21.1%	92	11.0%	71	4.8%	69
38	21.0%	31	15.8%	92	24.6%	57	23.3%	14	15.4%	23	47.9%	95	3.7%	56
39	22.7%	62	7.7%	26	24.2%	48	25.9%	43	19.5%	73	21.5%	82	1.8%	15
40	23.4%	74	7.7%	28	22.9%	17	26.7%	59	19.3%	69	1.4%	13	1.2%	4
41	19.6%	11	8.7%	63	27.5%	82	25.7%	37	18.6%	55	18.6%	81	6.7%	84
42	25.3%	94	9.6%	75	26.4%	76	25.0%	26	13.8%	15	33.2%	87	11.2%	96
43	22.4%	57	12.2%	87	26.7%	78	23.6%	16	15.1%	20	17.1%	78	7.8%	91
44	23.2%	73	6.6%	5	22.8%	16	27.9%	86	19.5%	71	2.5%	24	4.5%	67
45	24.3%	85	8.6%	62	24.9%	64	26.0%	46	16.2%	31	11.4%	72	5.6%	74
46	24.7%	90	9.2%	70	24.0%	44	27.1%	70	15.0%	18	7.5%	57	4.8%	70
47	20.4%	21	19.5%	98	23.2%	25	21.9%	6	15.0%	19	7.3%	55	6.0%	78
48	21.5%	37	9.6%	76	22.9%	19	25.8%	39	20.2%	84	4.5%	44	1.4%	10
49	23.2%	71	8.5%	59	24.3%	50	25.1%	28	18.8%	60	15.8%	77	4.2%	62
50	19.4%	10	7.8%	32	24.2%	47	28.2%	91	20.3%	85	3.5%	33	1.8%	18



Education														
No high school degree		High school grad		College grad		Post grad		Median Household Income		Median Home Value		Poverty Population		
%	Rank	%	Rank	%	Rank	%	Rank	\$	Rank	\$	Rank	%	Rank	
11.7%	80	26.0%	23	38.6%	77	15.9%	80	\$50,179	11	\$239,056	81	27.0%	93	
12.0%	85	35.3%	59	21.8%	32	6.5%	16	\$52,396	15	\$155,215	35	18.4%	83	
15.9%	97	28.5%	32	30.0%	60	11.6%	68	\$49,128	10	\$161,304	38	28.2%	95	
3.6%	5	17.1%	5	55.0%	95	21.2%	90	\$105,737	96	\$306,117	94	4.9%	3	
9.3%	60	33.4%	50	25.0%	42	7.7%	33	\$64,888	43	\$176,577	53	11.5%	50	
11.9%	82	27.6%	27	33.2%	66	10.5%	58	\$68,421	52	\$209,475	68	17.8%	80	
2.6%	2	7.5%	1	73.8%	99	33.0%	99	\$88,926	85	\$440,108	99	10.8%	40	
3.5%	4	14.3%	4	58.1%	96	23.6%	95	\$83,585	81	\$302,785	93	10.1%	33	
9.6%	62	27.1%	25	33.5%	68	11.0%	62	\$64,996	44	\$204,020	65	15.2%	70	
11.2%	77	31.7%	47	29.3%	56	10.3%	55	\$74,766	70	\$209,912	69	12.1%	54	
3.3%	3	12.6%	3	63.9%	97	27.5%	97	\$108,798	98	\$354,060	97	5.7%	8	
11.2%	76	39.7%	77	21.0%	28	6.3%	12	\$73,074	66	\$217,568	71	11.0%	43	
13.1%	92	25.4%	22	36.7%	73	13.9%	71	\$51,377	14	\$170,599	46	23.3%	92	
10.1%	68	34.6%	56	22.4%	34	7.1%	28	\$59,441	31	\$141,823	18	13.9%	66	
10.0%	66	34.2%	52	25.9%	47	9.5%	47	\$66,482	48	\$160,668	37	13.2%	61	
6.4%	23	20.6%	8	49.1%	89	20.6%	87	\$81,688	78	\$236,225	79	10.4%	35	
3.9%	6	23.4%	16	44.9%	85	16.9%	82	\$89,872	87	\$247,577	85	5.4%	5	
6.8%	31	20.7%	9	45.0%	86	24.3%	96	\$58,444	30	\$153,659	34	18.8%	84	
4.7%	12	22.4%	14	49.6%	91	22.9%	92	\$94,661	92	\$281,685	92	5.6%	7	
18.3%	98	32.6%	48	20.7%	27	9.7%	50	\$31,142	1	\$65,506	1	39.1%	99	
6.6%	27	23.7%	17	38.6%	78	17.3%	83	\$58,396	29	\$138,959	16	14.3%	68	
12.2%	87	34.4%	53	16.8%	7	6.2%	10	\$44,209	6	\$87,978	4	22.3%	89	
5.4%	16	31.0%	41	31.4%	63	10.6%	59	\$69,703	56	\$174,256	52	7.1%	14	
13.9%	94	27.8%	29	31.5%	65	11.7%	69	\$44,071	5	\$138,925	15	29.7%	97	
11.8%	81	27.5%	26	33.8%	70	15.2%	77	\$40,865	3	\$162,116	39	28.8%	96	
6.8%	30	18.4%	6	53.3%	94	23.5%	94	\$71,214	61	\$256,472	87	12.4%	57	
4.0%	7	20.7%	10	50.1%	92	21.4%	91	\$92,941	91	\$258,184	89	8.9%	24	
5.8%	19	21.7%	12	49.4%	90	21.0%	89	\$87,474	84	\$240,047	82	7.1%	15	
8.0%	53	33.7%	51	26.5%	51	7.4%	31	\$71,361	62	\$169,932	45	11.5%	48	
5.9%	20	31.0%	42	34.4%	71	11.1%	64	\$85,297	83	\$189,105	58	7.0%	13	
6.2%	22	28.2%	31	38.0%	76	14.0%	72	\$73,472	69	\$174,150	51	9.0%	25	
8.0%	52	35.4%	61	24.3%	39	8.4%	36	\$65,911	47	\$149,465	26	11.5%	49	
10.0%	67	30.8%	38	26.8%	52	9.8%	52	\$46,937	7	\$116,507	8	22.9%	91	
7.2%	35	24.2%	18	43.6%	83	16.7%	81	\$79,438	75	\$231,783	76	10.8%	41	
4.7%	13	24.3%	19	46.5%	88	18.3%	84	\$100,688	95	\$279,613	91	5.0%	4	
8.7%	57	24.4%	20	33.7%	69	14.3%	74	\$62,942	36	\$164,274	41	14.7%	69	
6.6%	28	21.0%	11	43.2%	81	18.7%	86	\$78,431	74	\$218,872	72	9.7%	28	
12.4%	88	32.7%	49	18.8%	17	7.0%	27	\$41,159	4	\$83,200	3	27.2%	94	
6.6%	26	30.3%	37	25.6%	46	9.3%	46	\$67,982	50	\$153,150	33	10.6%	38	
7.2%	37	40.2%	79	21.1%	29	7.4%	32	\$73,141	67	\$171,043	47	9.9%	32	
8.2%	55	29.0%	34	27.7%	54	9.0%	40	\$56,472	24	\$147,593	23	15.5%	71	
15.7%	96	37.1%	64	16.0%	4	5.4%	3	\$39,385	2	\$79,109	2	31.1%	98	
7.9%	50	31.0%	40	25.0%	43	9.1%	42	\$57,316	26	\$121,330	9	16.0%	72	
4.4%	9	22.8%	15	43.3%	82	18.3%	85	\$92,724	90	\$233,625	78	6.5%	10	
6.5%	25	26.7%	24	41.9%	80	14.7%	75	\$89,830	86	\$247,769	86	6.9%	12	
9.8%	64	30.9%	39	31.3%	62	11.0%	61	\$81,447	77	\$228,940	74	11.3%	46	
10.4%	72	39.1%	71	23.9%	37	9.2%	43	\$61,833	34	\$195,925	63	18.9%	85	
5.6%	17	35.3%	58	29.5%	58	10.2%	54	\$72,733	65	\$193,159	60	9.7%	30	
9.0%	58	34.6%	55	25.0%	41	9.5%	48	\$50,615	12	\$147,620	24	20.1%	87	
7.2%	36	42.3%	86	19.1%	20	6.7%	18	\$64,443	42	\$151,303	29	10.6%	39	

DISTRICT

DEMOGRAPHICS



HOUSE

District	Age										Minority Voting Population			
	0-17		18-24		25-44		45-64		65 & older		African American, alone		Hispanic/Latino	
	%	Rank	%	Rank	%	Rank	%	Rank	%	Rank	%	Rank	%	Rank
51	22.6%	61	7.8%	31	23.1%	24	26.5%	53	20.0%	80	0.6%	3	2.9%	46
52	22.8%	64	7.9%	37	24.6%	58	26.4%	52	18.3%	48	7.2%	53	7.3%	88
53	23.1%	70	7.5%	22	23.7%	40	27.1%	69	18.5%	54	10.1%	66	17.5%	99
54	19.9%	13	10.2%	80	22.4%	8	27.7%	81	19.8%	78	2.5%	25	5.7%	75
55	23.7%	80	8.8%	65	23.2%	26	27.8%	83	16.4%	33	1.3%	11	2.9%	47
56	24.3%	86	7.5%	20	27.2%	80	27.5%	74	13.5%	12	5.6%	49	3.3%	52
57	21.1%	33	7.8%	30	22.5%	11	28.6%	96	20.0%	82	3.3%	32	6.6%	83
58	20.2%	19	9.8%	78	23.8%	41	25.5%	33	20.7%	87	23.5%	84	8.2%	93
59	19.9%	14	7.0%	13	22.2%	6	28.3%	92	22.6%	97	4.1%	39	4.5%	66
60	26.9%	99	7.2%	16	24.9%	63	27.3%	73	13.7%	14	4.3%	41	2.9%	45
61	23.7%	79	9.3%	74	24.4%	52	27.0%	66	15.6%	26	3.0%	28	2.7%	41
62	23.0%	67	7.8%	29	25.2%	67	26.6%	54	17.4%	38	1.7%	18	2.6%	39
63	21.9%	47	8.3%	51	24.7%	59	27.6%	79	17.5%	39	0.9%	6	1.3%	7
64	20.5%	22	8.4%	54	23.4%	31	26.6%	55	21.1%	91	10.5%	68	2.2%	29
65	21.4%	36	7.8%	33	21.7%	3	27.6%	77	21.4%	94	2.8%	26	2.0%	23
66	21.7%	43	7.7%	25	22.9%	18	28.6%	97	19.1%	64	1.4%	14	2.4%	36
67	22.0%	51	8.5%	60	23.4%	30	27.2%	72	18.8%	61	1.1%	8	2.3%	31
68	22.7%	63	10.0%	79	24.4%	53	26.7%	60	16.2%	32	5.2%	48	2.6%	40
69	23.0%	66	7.6%	24	23.2%	27	28.0%	89	18.2%	46	1.6%	16	1.4%	11
70	20.9%	28	10.4%	83	26.3%	75	25.3%	31	17.2%	36	5.1%	46	3.5%	53
71	20.8%	27	11.5%	86	22.4%	10	26.2%	48	19.2%	68	5.2%	47	2.0%	24
72	17.6%	3	18.2%	96	22.1%	5	25.5%	34	16.5%	34	4.4%	43	2.3%	33
73	24.4%	88	8.5%	56	25.7%	71	25.8%	40	15.6%	25	10.2%	67	2.8%	43
74	23.1%	69	8.8%	64	23.3%	29	25.3%	29	19.5%	70	9.3%	64	4.1%	61
75	20.6%	24	18.4%	97	23.0%	21	22.4%	10	15.7%	28	2.2%	23	6.1%	79
76	21.7%	41	8.5%	57	24.8%	61	25.4%	32	19.6%	74	7.9%	58	2.1%	27
77	24.0%	84	10.3%	82	22.7%	15	24.8%	23	18.2%	47	1.3%	10	2.1%	28
78	23.5%	75	9.3%	73	23.6%	37	25.1%	27	18.6%	56	9.9%	65	3.3%	51
79	20.5%	23	7.5%	21	22.6%	12	28.4%	94	20.9%	89	2.0%	20	2.0%	21
80	23.1%	68	7.9%	34	23.9%	43	26.4%	51	18.8%	59	1.8%	19	1.8%	19
81	23.2%	72	8.0%	40	23.5%	32	26.7%	58	18.7%	57	0.7%	4	7.3%	87
82	23.5%	76	7.9%	36	23.5%	33	26.1%	47	18.9%	63	1.0%	7	7.1%	86
83	21.9%	48	11.0%	85	23.3%	28	25.8%	41	17.9%	42	1.4%	15	4.4%	65
84	24.3%	87	8.2%	49	22.7%	14	25.6%	35	19.2%	67	0.6%	1	2.0%	22
85	23.7%	78	8.2%	45	23.6%	36	26.8%	61	17.8%	40	2.1%	22	1.8%	17
86	22.9%	65	8.2%	48	27.8%	83	26.3%	50	14.7%	17	4.3%	40	2.9%	44
87	21.8%	45	7.7%	27	22.7%	13	27.8%	84	20.0%	81	0.6%	2	2.0%	20
88	21.7%	42	9.3%	72	23.5%	34	26.7%	57	18.9%	62	3.2%	31	8.1%	92
89	19.4%	9	7.3%	18	21.6%	1	27.9%	87	23.8%	99	6.3%	51	4.7%	68
90	22.4%	59	8.2%	46	24.0%	45	26.8%	64	18.5%	52	2.0%	21	1.6%	13
91	23.8%	81	7.9%	39	23.6%	35	26.8%	65	17.9%	43	1.7%	17	1.4%	8
92	21.0%	30	7.9%	35	25.0%	66	28.3%	93	17.8%	41	3.7%	35	1.2%	3
93	22.6%	60	7.9%	38	23.8%	42	27.1%	68	18.5%	53	1.4%	12	1.2%	2
94	20.0%	15	8.4%	55	23.7%	39	27.8%	82	20.0%	83	1.2%	9	1.1%	1
95	17.2%	2	16.8%	93	21.8%	4	24.6%	20	19.7%	77	3.1%	30	1.7%	14
96	19.3%	8	9.1%	69	22.3%	7	27.6%	78	21.7%	95	4.0%	38	1.3%	6
97	22.4%	58	8.8%	66	23.7%	38	26.8%	62	18.3%	49	3.0%	29	1.3%	5
98	25.7%	97	10.3%	81	23.1%	23	23.6%	17	17.3%	37	0.8%	5	1.4%	9
99	21.6%	38	8.2%	47	21.6%	2	27.6%	76	21.0%	90	2.8%	27	3.9%	58
Ohio	22.0%		9.2%		25.3%		25.9%		17.6%		12.3%		4.2%	



Education														
No high school degree		High school grad		College grad		Post grad		Median Household Income		Median Home Value		Poverty Population		
%	Rank	%	Rank	%	Rank	%	Rank	\$	Rank	\$	Rank	%	Rank	
10.8%	75	45.2%	97	18.9%	19	6.2%	11	\$63,731	39	\$162,628	40	11.9%	53	
7.4%	43	29.6%	36	29.5%	57	10.4%	57	\$70,381	60	\$193,436	61	11.4%	47	
10.2%	71	31.4%	44	26.0%	49	9.8%	51	\$60,469	32	\$169,485	43	18.1%	81	
9.4%	61	39.1%	72	21.3%	31	8.1%	34	\$70,204	59	\$185,748	56	9.9%	31	
5.7%	18	27.9%	30	37.7%	74	15.1%	76	\$99,034	94	\$273,238	90	5.6%	6	
4.7%	11	21.9%	13	51.5%	93	20.7%	88	\$108,306	97	\$314,616	96	4.7%	2	
7.3%	39	31.5%	45	29.9%	59	10.9%	60	\$84,895	82	\$211,711	70	8.2%	18	
10.0%	65	39.2%	74	21.2%	30	7.0%	25	\$47,126	8	\$106,748	5	22.9%	90	
7.0%	34	34.6%	54	30.3%	61	11.5%	67	\$65,382	46	\$160,470	36	11.6%	52	
1.9%	1	11.2%	2	66.0%	98	27.9%	98	\$149,678	99	\$435,750	98	3.1%	1	
4.5%	10	25.1%	21	43.6%	84	15.2%	78	\$97,025	93	\$308,632	95	6.7%	11	
6.4%	24	29.3%	35	35.7%	72	13.4%	70	\$83,146	80	\$238,003	80	7.4%	16	
12.1%	86	39.6%	76	20.1%	26	7.0%	24	\$73,403	68	\$194,135	62	11.2%	44	
11.5%	79	44.2%	93	18.5%	15	5.7%	5	\$51,280	13	\$113,898	6	19.0%	86	
10.2%	69	40.7%	80	19.9%	25	7.3%	30	\$58,229	28	\$145,425	19	14.1%	67	
4.3%	8	27.6%	28	39.8%	79	14.2%	73	\$92,109	89	\$256,578	88	6.3%	9	
7.8%	48	37.2%	65	25.9%	48	8.5%	37	\$75,188	71	\$206,934	66	8.1%	17	
6.9%	33	31.6%	46	31.5%	64	11.1%	63	\$76,915	72	\$233,446	77	10.4%	36	
7.3%	40	39.0%	70	23.5%	36	7.0%	26	\$80,585	76	\$229,704	75	9.6%	27	
5.0%	14	18.4%	7	46.0%	87	23.2%	93	\$90,552	88	\$241,346	83	9.7%	29	
7.7%	47	35.6%	62	25.3%	45	10.4%	56	\$66,906	49	\$172,799	50	12.4%	56	
7.5%	45	38.7%	69	27.8%	55	11.4%	66	\$63,751	40	\$181,577	55	13.0%	60	
6.1%	21	31.3%	43	33.2%	67	11.4%	65	\$82,535	79	\$245,712	84	8.8%	22	
12.0%	83	37.5%	66	17.8%	13	6.5%	15	\$56,274	21	\$137,459	14	17.0%	77	
5.1%	15	28.8%	33	37.7%	75	15.5%	79	\$68,794	53	\$208,730	67	13.3%	62	
10.4%	73	41.8%	84	17.8%	12	6.7%	19	\$56,451	23	\$140,475	17	13.9%	65	
13.5%	93	39.1%	73	24.0%	38	9.6%	49	\$70,017	58	\$189,754	59	8.8%	23	
7.9%	49	40.7%	81	18.9%	18	7.2%	29	\$60,910	33	\$151,158	28	11.5%	51	
10.6%	74	45.1%	96	15.8%	3	5.5%	4	\$56,296	22	\$129,231	10	13.4%	63	
7.4%	41	38.1%	68	23.5%	35	8.8%	39	\$71,566	63	\$186,184	57	8.6%	20	
7.3%	38	42.9%	88	17.1%	9	5.9%	7	\$68,335	51	\$151,794	30	9.6%	26	
7.5%	44	41.4%	83	19.9%	24	6.9%	21	\$69,806	57	\$146,499	20	8.8%	21	
6.8%	32	39.9%	78	25.0%	40	9.2%	44	\$63,798	41	\$165,096	42	12.4%	58	
7.4%	42	43.7%	92	19.8%	23	6.9%	22	\$69,407	55	\$169,597	44	8.3%	19	
8.3%	56	41.8%	85	19.2%	21	6.5%	14	\$72,100	64	\$171,484	48	10.3%	34	
7.9%	51	36.8%	63	27.4%	53	9.3%	45	\$77,478	73	\$219,247	73	10.5%	37	
9.1%	59	45.4%	98	16.6%	5	5.8%	6	\$63,198	37	\$148,300	25	11.3%	45	
6.7%	29	42.9%	89	18.6%	16	6.2%	9	\$61,927	35	\$136,025	13	12.3%	55	
7.6%	46	35.1%	57	26.1%	50	9.0%	41	\$65,084	45	\$171,597	49	11.0%	42	
12.9%	91	43.6%	91	16.8%	6	6.9%	20	\$48,613	9	\$132,656	12	22.0%	88	
14.6%	95	44.9%	95	14.5%	1	5.2%	1	\$57,398	27	\$147,290	22	16.5%	75	
12.8%	90	44.6%	94	15.4%	2	5.4%	2	\$56,534	25	\$151,019	27	16.7%	76	
12.0%	84	43.4%	90	17.5%	10	6.7%	17	\$54,216	18	\$129,390	11	17.6%	79	
9.7%	63	39.5%	75	19.8%	22	8.2%	35	\$53,753	17	\$147,014	21	16.4%	74	
11.2%	78	41.3%	82	21.9%	33	9.8%	53	\$54,791	19	\$153,050	32	18.2%	82	
8.1%	54	45.5%	99	17.0%	8	6.0%	8	\$53,199	16	\$115,085	7	17.1%	78	
10.2%	70	42.8%	87	18.2%	14	6.9%	23	\$56,204	20	\$152,495	31	16.4%	73	
22.2%	99	37.8%	67	17.6%	11	6.3%	13	\$63,694	38	\$181,474	54	13.8%	64	
12.4%	89	35.4%	60	25.1%	44	8.6%	38	\$68,799	54	\$198,601	64	12.9%	59	
8.6%		32.4%		30.4%		11.7%		\$67,175		\$183,274		13.3%		

INDEX

BY NAME



A	
Abdullahi, Munira	87
Abrams, Cindy	108
Adams, Emily	157
Adams, Nathaniel	152
Allevato, Jason	82
Allison, Krista	128
Alvarado, Derek	154
Anderson, Justyn	96
Antonio, Nickie	65
Arnold, Bobbie	119
B	
Baker, Rachel	106
Balderson, Troy	35
Barhorst, Tim	166
Beatty, Arthur	173
Beatty, Joyce	25
Beatty Blunt, Laurel	19
Berns, Jim	104
Bird, Adam	143
Blackshear, Jr., Willis	46
Blessing III, Louis	48
Blyth, Dave	123
Borowski, Aaron	93
Boyle, Mary	18
Bozic, Adam	113
Breadon, John	105
Brennan, Sean	92
Brenner, Andrew	60
Brent, Juanita	96
Brewer, Darnell	100
Brown, Sherrod	6
Brown, Shontel	34
Brownlee, Karen	107
Buchanan, Brenda	134
C	
Calabrese, Deena	18
Callender, Jamie	137
Canova, Cleveland	136
Carey, Mike	38
Chavez, Brian	72
Childrey, Arienne	165
Christian, Jerrad	35
Ciccone, Emily	138
Cirino, Jerry	59
Claggett, Thad	148
Clark, Ellen	172
Click, Gary	169
Cockley, Christine	84
Colopy, Jim	111
Cooke, Thomas	44
Coressel, Sheila	164
Cotton, Brad	90
Coughlin, Kevin	36
Cox, Amy	33
Craig, Hearcel	56
Craig, Meredith	158
Creech, Rodney	119
Crouse, Candace	15
Cummings, Vanessa	126
Curtis, Mark	114
Cutrona, Al	75
D	
Daniels, Jack	111
Davidson, Warren	30
Davis, Laura	135
De La Fuente, Paloma	42
Dean, Levi	151
Deeter, Kellie	134
DeForde, Tracy	34
Demetriou, Steven	114
DeMora, Bill	67
Denson, Sedrick	105
Deters, Joseph	10
Dickey, Katelyn	18
Diemer, Matt	29
Dingus, Shawn	19
Dintaman, Robert	91
Donnelly, Michael	10
Donovan, Sean	15
Dovilla, Mike	95
Durichko, Sue	66
E	
Eklund, John	20
Elliot, Steve	19
Enoch, Vanessa	30
F	
Faber, Iva	72
Ferguson, Ron	177
Fischer, Tex	139
Flieger, Genevieve	132
Forbes, Lisa	11
Fowler Arthur, Sarah	180
Freeman, Sean	34
G	
Gallagher, Eileen	18
Garvine, Brian	88
Gavarone, Theresa	42
Ghanbari, Haraz	156
Giroux, Jenn	107
Glassburn, Chris	93
Godnavec, Kenny	97
Goering, Robert	15
Gooch, Mark	158
Gorman, Lynn	127
Gormley, David	17
Green, Dion	118
Greiner, Lish	176
Grim, Michele	122
Gross, Jennifer	124
H	
Hall, Derrick	113
Hall, Thomas	125
Hanseman, Robert	16
Harbaugh, Michael	33
Harrington, Daniel	94
Harris, A.J.	110
Hartman, Curt	106
Hawk, Stefanie	109
Hawkins, Daniel	11
Hendricks, Wendi	122
Hensal, Jennifer	19
Hess, Mike	17
Hicks-Hudson, Paula	52
Hiner, Mark	179
Hocevar, Tony	101
Hogan, David	141
Hogan, Ty	48
Holmes, Adam	178
Homstad, Annie	179
Hoops, James	162
Hough, Jamie	149
Hubbell, Nick	61
Huffman, Matt	159
Huffman, Stephen	45
Hume, Martin	75
Humphrey, Latyna	80
I	
Ingram, Catherine	49
Isaacsohn, Dani	102
J	
Jabiri, Hussein	84
Jama, Mohamud	68
Jarrells, Dontavius	79
John, Marilyn	157
Johnson, Mark	173
Johnson, Terry	55
Jones, Don	176
Jordan, Jim	26
Joyce, David	37
K	
Kaptur, Marcy	32
Kenderes, Brian	37
King, Angie	165
Kishman, Matthew	130
Klopfenstein, Roy	163
Koehler, Kyle	50
Kripchak, Michael	28
Kucinich, Dennis	29
Kunze, Stephanie	89
L	
Lacko, Bradley	133
Lampton, Brian	150
Landis, Al	73



INDEX

BY NAME

Landsman, Greg..... 23
 Lang, George..... 44
 LaRe, Jeff..... 153
 Latta, Bob 27
 Lawson-Rowe, Meredith ... 83
 Lear, Beth.....141
 Lefton , Stacy.....15
 Leinbach, Josiah 120
 Leissler, Jon..... 70
 Lett, Crystal 89
 Liston, Beth..... 57
 Lorenz, Brian 140
 Lounsbury, Rose 115
 Lynch, Scott..... 20

M

Maddox, Victoria..... 166
 Magaw, Krista151
 Malovasic, Joshua..... 99
 Manchester, Susan..... 53
 Manning, Gayle 132
 Manning, Nathan 54
 Marcum, Shane 55
 Markward, Magdalene 163
 Materni, Jan 156
 Mathews, Adam..... 136
 Mathews, Lauren 144
 Mathews, Ty 164
 McCall, Benjamin 125
 McClain, Riordan..... 168
 McColley, Robert.....41
 McCullough, Tracey 143
 McGregor, Daniel 50
 McGuire, Charlotte 46
 McIlveen, Drew147
 McNally, Lauren..... 138
 Meador, Landon124
 Meadows , Samantha..... 24
 Merrin, Derek 32
 Miller, Adam 38
 Miller, Joe..... 133
 Miller, Kevin.....149
 Miller, Max..... 29
 Miller, Melanie.....147

Mohamed, Ismail81
 Montgomery, Robert17
 Moore, Rich15
 Moreno, Bernie6
 Morgan, David 92
 Morocco, Rachael 140
 Mullins, Diane 126
 Mundy, Keith 27
 Murphy, Louis 180

N

Nestor, Terry15
 Neumann, Aaron 86
 Newman, Johnathan161
 Nunnelley, Kate.....171

O

O'Brien, Sandra74
 Odioso, Mike..... 109
 Oelslager, Scott..... 127
 O'Neill, Katie 59

P

Patton, Robert 20
 Patton, Thomas 66
 Peterson, Bob.....172
 Piccolantonio, Beryl 82
 Pizzulli, Justin 171
 Plummer, Phil.....118
 Polston, M. Elizabeth.....15
 Popham, Kevin17

Q

Quade, Bradford..... 146

R

Rader, Tristan..... 91
 Rapoport, Alan 34
 Ray, Sharon 146
 Redinger, Gene..... 162
 Redvine, Doremus..... 130
 Reineke, Bill 68
 Reynolds, Michele..... 43
 Richardson, Tracy..... 167
 Rinehart, Joe131

Ritter, Kevin.....175
 Robb Blasdel, Monica 160
 Robinson, Phil..... 97
 Roegner, Kristina 69
 Roemer, Bill.....110
 Rogers Jr., Elgin121
 Romanchuk, Mark 64
 Roshong, Alicia170
 Rulli, Michael 28
 Russo, Allison 85

S

Salem, Kathy..... 64
 Salvato, Joe108
 Salvo, Jodi131
 Santucci, Nick..... 144
 Scarmack, Michael..... 153
 Schaeffer, Laura 139
 Schaffer, Tim.....61
 Schmidt, Jean.....142
 Schuring, Kirk 71
 Selvey, Dianne 169
 Sess, John 102
 Shanahan, Megan10
 Sharrah, Besa 57
 Sheard, Wenda.....175
 Sheehan, Michelle.....18
 Shrodek, Michael74
 Siebert, Melena 20
 Sigrist, Mark..... 88
 Sims, Veronica.....112
 Smith, Jason.....16
 Smith, Kent 62
 Smith, Michael..... 148
 Somani, Anita 86
 Sonza, Orlando 23
 Stephens, Jason.....174
 Stewart, Brian 90
 Stewart, Melody.....10
 Sutherland, Jessica..... 95
 Swartz, Craig 168
 Swearingen, D.J.170
 Sweeney, Bride Rose 94
 Sykes, Emilia 36

Synenberg, Eric..... 99

T

Taylor, David 24
 Teska, Michelle 135
 Thomas, Cecil..... 104
 Thomas, David..... 145
 Thomas, Jim 128
 Tims, Desiree 117
 Troy, Daniel101
 Turner, Mike 33

U

Upchurch, Terrence..... 98

V

VanDyke, Melissa161
 Verbus, Lesley 167
 Vockell, Katie142
 Votaw, Dan..... 160

W

Walker, Rick137
 Walker-Brown, Donna 98
 Weinstein, Casey 70
 Wesley, Milan 100
 White, Andrea 115
 White, Erika..... 120
 Wilkin, Shane 58
 Williamowski, John.....16
 Williams, Josh..... 123
 Willis, Bernard..... 154
 Wilson, Joseph..... 150
 Wilson, Steve47
 Wilson, Tamie 26
 Workman, Heidi 152

Y


Young, Michael..... 25
 Young, Tom..... 116

Z

Zayas, Marilyn 15
 Zelonish, Christopher..... 34
 Zmuda, Gene..... 17

INDEX

OF ADVERTISERS



AMG Vanadium LLC	10
Atlantic Tool & Die	7
Bricker Graydon LLP	8
Calfee, Halter & Griswold LLP	51
Capitol Advocates	76
County Commissioners Association of Ohio	103
Governmental Policy Group, Inc.....	103
Hannah News Service, Inc.....	4
Hicks Partners, LLC.....	129
Lesic & Camper Communications.....	6
Ohio Association of Broadcasters.....	31
Ohio Home Builders Association.....	63
Ohio Hospital Association	31
Ohio Insurance Institute.....	11
Ohio Oil & Gas Association	63
Ohio State Bar Association.....	129
Ohio's Electric Cooperatives	155
Pappas & Associates	IBC
Pentaflex Inc.	16
Phillips Tube Group.....	12
Shumaker Advisors	181
The Ohio Manufacturers' Association.....	IFC
The Success Group	BC
Wholesale Beer & Wine Association of Ohio	155

Our Mission:
To Protect and Grow
Ohio Manufacturing





PAPPAS & ASSOCIATES

Every issue is different. Let us show you how we can shape change to your advantage.

LOBBYING SERVICES

- ✓ State Lobbying
- ✓ Local Lobbying & Community Engagements
- ✓ Federal Consulting
- ✓ Multi-State Lobbying Campaigns
- ✓ Coalitions
- ✓ Legislative Monitoring & Development

OTHER SERVICES

- ✓ Regulatory & Legal
- ✓ Political & Campaign Finance Strategy
- ✓ Diversity, Equity & Inclusion
- ✓ Consulting & Business Development
- ✓ Virtual & Live Events
- ✓ Associations & Nonprofits

— OUR TEAM —



Thomas P. Pappas
President
tpappas@pappaskc.com



Mackenzie Betts
Director of Assoc. Management
mbetts@pappaskc.com



Jacqueline Moore
Associate
jmoore@pappaskc.com



Kyle Miller
Lobbyist
kmiller@pappaskc.com



Alex Moormann
Lobbyist
amoormann@pappaskc.com



William R. Schwartz
Lobbyist
wschwartz@pappaskc.com

YOUR PARTNER IN SHAPING CHANGE



the success group



Mike Toman



McKenzie Davis



Rob Van Kirk



Kelsey Culbertson



Anthony Aquillo

Because Results and Integrity Matter

Achieving the government affairs objectives of Fortune 500 companies, trade associations and non-profit organizations for four decades.

172 East State Street, Suite 400 | Columbus, Ohio 43215 | 614.221.0971 | www.thesuccessgroup.com