

2022 OHIO ELECTION GUIDE

The Ohio Election Guide is created for Ohioans interested in excellence in government. The Guide compiles comprehensive demographic, economic and political data for each district, as well as details of legislative and judicial races. Ohio is strengthened one informed vote at a time.



With assistance from Hannah News Service, Inc.

ohiomfg.com

regulation. Compliance. Rules. Laws. Mandates. Taxes. Incentives. Policy. Economic Development. Procurement. Information Technology. Regulation. Compliance. Rules. Laws. Mandates. Taxes. Incentives. Policy. Economic Development. Procurement. Information Technology. Regulation. Compliance. Rules. Laws. Mandates. Taxes. Incentives. Policy. Economic Development.

SEAN P. DUNN *SP* ASSOCIATES LLC



We speak the language of policy.

*The world of government is complex.
Its impact on you is not.
It means jobs. It means mission. It means money.*

By leveraging its more than fifty years of combined experience in strategic government relations, the experts at Sean P. Dunn & Associates will demystify regulation, legislation and policy to make sure you understand the critical path to achieve your goals. The firm is known for its ability to navigate the most complex legislative and regulatory matters, which often involve legal aspects and public relations challenges.

Let the experts at Sean P. Dunn & Associates translate the language of government and speak up for you.

- Lobbying
- Legislative analysis
- Regulatory analysis and lobbying
- Procurement strategies
- Government affairs
- Grassroots counsel
- Policy counsel

Sean P. Dunn & Associates, LLC
37 West Broad Street, Suite 325
Columbus, OH 43215
(614) 228-9800
www.spdunn.com
sean@spdunn.com

September 2022

2	How To Use
3	Notes to Reader
5	Ohio Statewide Races
9	Ohio Supreme Court Races
15	Ohio Courts of Appeals Races
25	Ohio Congressional Races
45	Ohio Senate Races
81	Ohio House Races
186	Methodology
188	Appendix: District Demographics
194	Index by Name
196	Index of Advertisers

Dear Fellow Ohioan:

For nearly three decades, producing the *Ohio Election Guide* has been a biennial tradition of The Ohio Manufacturers' Association.

Policymakers, statehouse employees, lobbyists, news media, and other influential members of the "Cap Square" community look forward to this publication, which provides comprehensive information about our state, federal, and key judicial candidates.

Look for these features in the *2022 Guide*:

- **New maps for Ohio's congressional, state House, and state Senate districts:** Following the 2020 federal census, these districts have been redrawn for the 2022 election, despite ongoing legal challenges.
- **Political index:** The updated 2022 political index incorporates six recent elections and represents the relative Republican/Democratic voting strength in every district.
- **Democrats say, Republicans say:** The Republican and Democratic caucuses from both chambers offer their perspectives on the Ohio House and Senate contests.
- **Demographic data:** The most up-to-date information on each district's demographic composition.
- **Updated economic data:** Also included are revised (for pre-pandemic year 2019) employment and payroll data by district, including employment by age group.

Thomas Jefferson said, "We do not have government by the majority. We have government by the majority who participate." This is why the OMA works hard to give our members and all Ohio voters valuable information about their candidates—so they can confidently engage in our treasured electoral process.

We commend those who have the courage and commitment to seek and hold public office. We also thank the advertising organizations that make this project possible. And most importantly, we urge you to make your voice heard this November!

Sincerely,



Dale Laws

Vice President of Manufacturing Operations
Whirlpool Corporation
Chairman, The Ohio Manufacturers' Association

HOW TO USE

THE 2022 OHIO ELECTION GUIDE

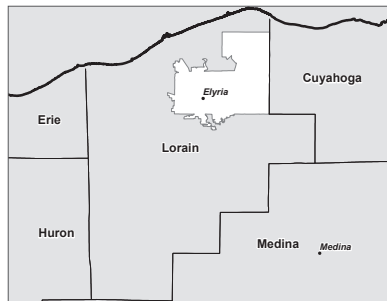


52 FIFTY-SECOND

HOUSE DISTRICT

District Map:

House District 52 is contained within Senate District 13.



Political Landscape:

2018 Gubernatorial Results:	
Mike DeWine (R)	47.90%
Richard Cordray (D)	52.10%
2020 Presidential Results:	
Joe Biden (D)	49.56%
Donald Trump (R)	50.44%

2022
POLITICAL R
INDEX:
49.54%

HOUSE

Candidates:

GAYLE MANNING (R-North Ridgeville) *
Social Media: @GayleManningOH
Occupation: Legislator
Experience: Teacher; North Ridgeville City Council
Education: B.S. Elementary Education and Gifted Education, Kent State University; M.S. Reading, University of Akron
Memberships: Lorain County Historical Society; NRA; North Ridgeville Chamber of Commerce; Ohio Farm Bureau; North Ridgeville Republican Club; Cuyahoga-West Retired Teachers Association; PERI; Lorain County Farm Bureau
Campaign Committee: Committee to Elect Gayle Manning, 7064 Avon Belden Rd., N. Ridgeville, OH 44039
Website: gaylemanning.com

REGAN PHILLIPS (D-North Ridgeville)
Social Media: @ElectRPhillips
Occupation: Executive Administrative Assistant, Elyria City Clerk of Council
Experience: Safety Service Assistant, City of Elyria; Field Operations Manager, Spherion
Education: Lorain Community College
Campaign Committee: Every Day People to Elect Regan Phillips, 9044 Wyllys Dr., N. Ridgeville, OH 44039
Website: electreganphillips.com

DEMOCRATS SAY: Regan is currently employed with the City of Elyria. She is an emerging leader who currently serves as the second-vice chair of the Elyria NAACP, as well as president of the NCNW Lorain Section and president of the Community Foundation of Lorain County - African American Community Fund.

REPUBLICANS SAY: A hard worker with a strong record that will win re-election.

Candidate party abbreviations:

- C—Constitutional
- D—Democrat
- G—Green
- I—Independent
- L—Libertarian
- R—Republican
- WI—Write-In

★ Denotes incumbent

Background information and campaign sources for the candidates as provided by the candidates themselves and/or publicly available sources.

The Ohio Democrat and Republican caucuses' lively viewpoints on the race.

The Political Republican Index is the percentage of votes received by Republican candidates in recent major elections. For more information, see page 3. Also displayed are the results of the district's voting performance in the most recent gubernatorial and presidential races.

Economic Profile:

See pages 102 & 103 for comparative demographic data.

INDUSTRIES	Employment		Wages	
	# of Jobs	%	\$	%
Natural Resources & Mining	153	0.3%	\$5,443,432	0.3%
Construction	1,602	3.3%	\$11,908,930	0.6%
Manufacturing	8,418	17.5%	\$84,190,714	4.0%
Trade, Transportation, & Utilities	9,452	19.6%	\$848,488,675	40.5%
Information	408	0.8%	\$16,492,888	0.8%
Financial Activities	1,349	2.8%	\$65,166,777	3.1%
Professional & Business Services	5,158	10.7%	\$266,992,833	12.8%
Education & Health Services	13,356	27.7%	\$538,048,321	25.7%
Leisure & Hospitality	5,039	10.5%	\$86,044,684	4.1%
Other Services (except Public Administration)	1,279	2.7%	\$35,819,630	1.7%
Public Administration	1,933	4.0%	\$134,190,386	6.4%
TOTAL	48,147		\$2,092,787,271	

DISTRICT EMPLOYMENT

Age 29 or younger	
Total	Rank
11,311	59
Age 30-54	
Total	Rank
24,209	66
Age 55+	
Total	Rank
12,627	26

136 — THE OHIO MANUFACTURERS' ASSOCIATION

Data are provided from the Bureau of Labor Statistics' Longitudinal Employer-Household Dynamics database (LEHD) and Quarterly Census of Employment and Wage (QCEW) to estimate employment and payroll by major economic sector in each district. District economic data include district employment by age band.

Political index

Each district profile includes a political index number that represents the relative Republican/Democrat voting strength in that district. The OMA derives the Political Republican Index from the performance of major party candidates in selected recent elections in each district.

The political index used in the *2022 Ohio Election Guide* is based upon the percent of total votes for Republican candidates, divided by the total number of votes for both Democratic and Republican candidates in the following statewide elections:

- 2016 U.S. Senate;
- 2016 presidential;
- 2018 U.S. Senate;
- 2018 Ohio attorney general;
- 2018 Ohio gubernatorial; and
- 2020 presidential.

Due to the redrawn districts for the 2022 elections, this year's *Election Guide* does not include trend data from previous years. However, it is important to note that the "Political Landscape" data in this publication include previous years' election results that have been aggregated to the new 2022 districts.

As with any political index, this measure is simply an indicator of past performance. It alone does not predict the outcome of an election. Other factors include the popularity and position of the candidates, fundraising, and the performance of the candidates at the top of the parties' tickets. The index is helpful, however, in determining the overall prospects for candidates, regardless of political party.

Candidate profiles

The candidate information in the OMA's *2022 Ohio Election Guide* was gathered by Hannah News Service, Inc. The information was provided by the candidates themselves and/or collected from publicly available sources. The Ohio Manufacturers' Association and Hannah News Service, Inc. do not make any representation as to the accuracy or completeness of the information contained herein. Special gratitude goes to the Hannah News Service, Inc. staff for their significant contributions to this publication.

Economic and demographic data

Please see pages 186–187 for descriptions of the methodologies used to produce these data. The OMA thanks the faculty of the College of Education and Public Affairs' Northern Ohio Data and Information Service (NODIS) at Cleveland State University for its work.

District maps

The maps used in the OMA's *2022 Ohio Election Guide* were prepared specifically for this publication and are based on various publicly available sources. Maps correspond to the new congressional, Ohio Senate, and Ohio House districts based on the 2020 U.S. Census. These maps are intended as a general reference to the location of election districts in Ohio.

The Ohio Constitution requires bipartisan agreement for new congressional and Ohio House and Senate districts to be in place for a 10-year period, until the next federal census. In the most recent redistricting cycle, the required bipartisan agreement was not secured. Without that agreement, the congressional and state legislative districts will be reconsidered—and possibly revised—for the 2024 and subsequent elections. Readers are advised that the maps and data provided in the *2022 Ohio Election Guide* are valid for the 2022 elections, but may require revisions for future editions.

To find out the district in which a specific city or location lies, contact your local board of elections or the Ohio Secretary of State.

Recognition

In addition to significant contributions by Cleveland State University and Hannah News Service, Inc., special thanks to Bricker & Eckler LLP for judicial elections data.

Portions of this book may be reproduced if recognition is given to The Ohio Manufacturers' Association. For permission, contact the OMA at (800) 662-4463 or oma@ohiomfg.com.



NRG.COM

NOW DELIVERING MORE
TO MEET THE NEEDS OF
YOUR OHIO BUSINESS

To learn more about what we have to offer, please contact:

David Sopko
Sales Manager, Ohio
Mobile: 614.638.4784
david.sopko@nrg.com

nrg.com/business

NRG and Direct Energy are now one company. For our nearly six million customers that means greater access to all the things you look for in an energy supplier.

As one of America's largest electric and natural gas retailers, operating in all 50 states and Canada, we now provide an even wider range of products, expertise, and insights to meet the needs of every business in the Buckeye State.

NRG and the plus signs are registered service marks of NRG Energy, Inc.
NRG is a registered trademark of NRG Energy, Inc. ©2022 NRG Energy, Inc.
All rights reserved. 872511500

2022 OHIO

STATEWIDE RACES



Ohio's constitutional executive offices—that is, the offices of governor (which runs as a team with the lieutenant governor), attorney general, auditor of state, secretary of state, and treasurer of state—are on the ballot every four years. These offices are all up for election in 2022.

The 2022 U.S. Senate race pits Democratic U.S. Representative Tim Ryan—from Ohio's 13th Congressional District—against Republican venture capitalist and author J.D. Vance, best known for his memoir *Hillbilly Elogy*. According to *Real Clear Politics*, the Vance-Ryan matchup will be critical in determining which party controls the U.S. Senate in 2023 and 2024. The winner will serve a six-year term from January 3, 2023 to January 3, 2029.

STATEWIDE

RACES OF THE STATE OF OHIO



Governor

MIKE DEWINE (R-Cedarville) ★

- **Social Media:** [f](#) [yt](#) [t](#) @MikeDeWine
- **Occupation:** Governor
- **Experience:** Ohio Attorney General; U.S. Senator; U.S. Representative; Lieutenant Governor of Ohio; Ohio State Senator
- **Education:** B.S. Education, Miami University; J.D. Ohio Northern University
- **Campaign Committee:** DeWine-Husted for Ohio, 2587 Conley Rd., Cedarville, OH 45314
- **Website:** mikedewine.com

NAN WHALEY (D-Dayton)

- **Social Media:** [f](#) [in](#) [yt](#) [t](#) @nanwhaley
- **Occupation:** Candidate/Dayton Mayor
- **Experience:** Dayton City Commission; Administrative Assistant, Montgomery County Auditor's Office; Montgomery County Democratic Party
- **Education:** B.A. Chemistry, University of Dayton; M.P.A. Urban Affairs, Wright State University
- **Campaign Committee:** Friends of Whaley/Stephens, 118 N. Jefferson St., Dayton, OH 45402
- **Website:** nanwhaley.com

Attorney General

DAVE YOST (R-Columbus) ★

- **Social Media:** [f](#) [in](#) [t](#) @Yost4Ohio
- **Occupation:** Ohio Attorney General
- **Experience:** Ohio Auditor of State; Delaware County Prosecutor; Delaware County Auditor; Reporter, Columbus Citizen-Journal
- **Education:** B.A., Ohio State University; J.D., Capital University
- **Campaign Committee:** Dave Yost for Ohio, 4679 Winterset Dr., Columbus, OH 43220
- **Website:** daveyost.com

JEFF CROSSMAN (D-Parma)

- **Social Media:** [yt](#) [t](#) @JeffaCrossman
- **Occupation:** Attorney/State Representative
- **Experience:** Counsel, The Millennia Companies; Parma City Councilman; Vice President, Hunger Network of Greater Cleveland Board; Counsel, U-Store-It; Associate, Benesch Friedlander Coplan & Aronoff; Senior Internal Auditor, Key Bank
- **Education:** B.A. Sociology, University of Mount Union; M.A., University of Akron; J.D., Cleveland-Marshall College of Law
- **Campaign Committee:** Friends of Jeffrey A. Crossman, 545 E. Town St., Columbus, OH 43215
- **Website:** crossmanforohio.com

Auditor

KEITH FABER (R-Celina) ★

- **Social Media:** [f](#) [in](#) [t](#) @KeithFaber
- **Occupation:** Ohio Auditor of State/Attorney
- **Experience:** Ohio House; Ohio Senate; Senate President; Partner, Faber & Associates
- **Education:** Bachelor's, Oakland University; J.D., Ohio State University
- **Campaign Committee:** Friends of Faber, 4679 Winterset Dr., Columbus, OH 43220
- **Website:** keithfaber.org

TAYLOR SAPPINGTON (D-Nelsonville)

- **Social Media:** [f](#) [in](#) [t](#) @TaylorInSEOhio
- **Occupation:** Nelsonville City Auditor
- **Experience:** Nelsonville City Councilman; Co-founder, Shattered Screens iPhone Repair; Field Staff, Obama for America
- **Education:** B.A. Political Science and Government, Ohio University; M.P.A., Ohio University
- **Campaign Committee:** Taylor Sappington for Ohio, 626 Poplar St., Apt. A, Nelsonville, OH 45764
- **Website:** sappingtonforohio.com

Secretary of State

FRANK LAROSE (R-Columbus) ★

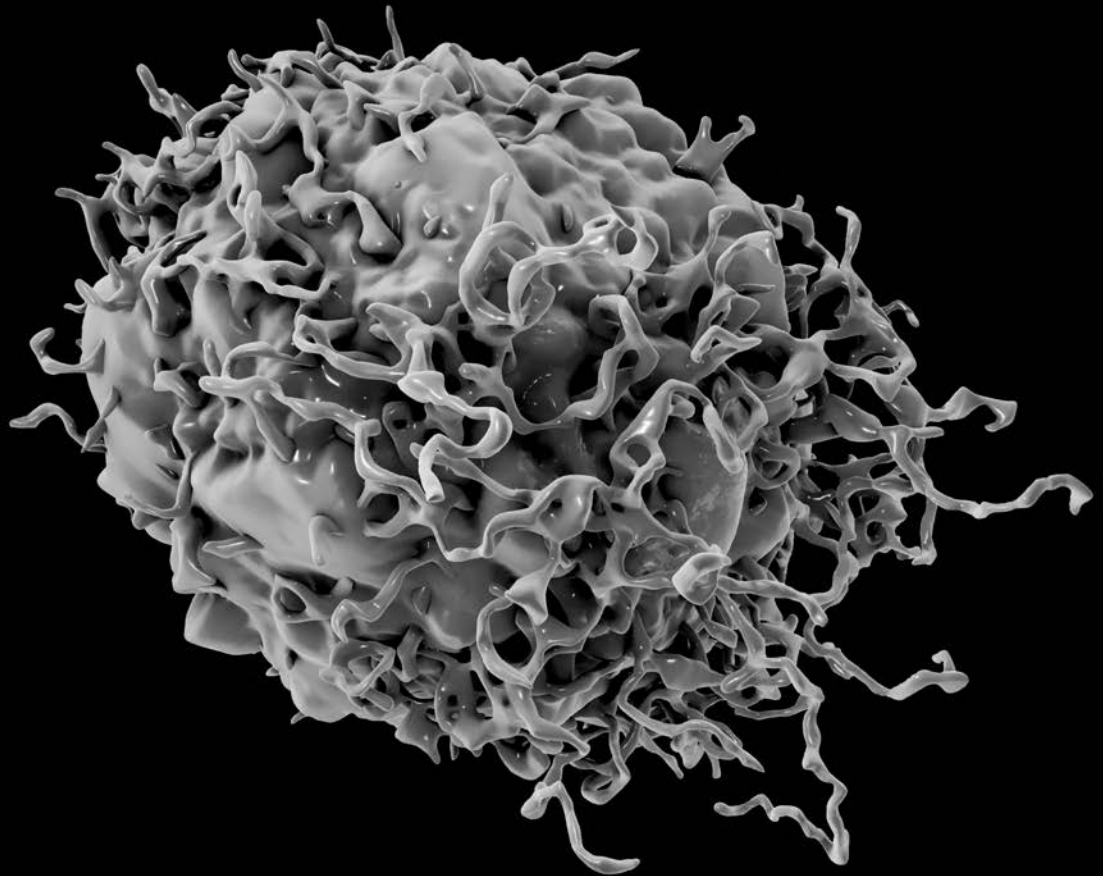
- **Social Media:** [f](#) [in](#) [yt](#) [t](#) @FrankLaRose
- **Occupation:** Ohio Secretary of State
- **Experience:** Ohio Senate
- **Education:** B.S. Business, Family and Consumer Sciences/Human Services, Ohio State University
- **Campaign Committee:** LaRose for Ohio, 211 S. Fifth St., Columbus, OH 43215
- **Website:** franklarose.com

CHELSEA CLARK (D-Forest Park)

- **Social Media:** [in](#) [yt](#) [t](#) @ChelseaForOhio
- **Occupation:** Owner/CEO, The STEM Lab
- **Experience:** Forest Park City Councilwoman; Founder/President, Docere4Parents; Regional Financial Services Analyst, PFS Investments; Teacher
- **Education:** Bachelor's, Miami University
- **Campaign Committee:** Chelsea Clark for Ohio, 5005 Staas Rd., Cleves, OH 45002
- **Website:** chelseaforohio.com

TERPSEHORE MARAS (I-Cleveland)

- **Social Media:** [f](#) [yt](#) [t](#)
- **Occupation:** Journalist/Podcast Host/Broadcaster
- **Campaign Committee:** Friends of Maras for Ohio, 37929 Stoney Lake Dr., N. Ridgeville, OH 44039
- **Website:** marasforohio.com.ohiosvoice.com



As biopharmaceutical researchers
keep searching for breakthrough cures
they don't have to look far for inspiration.

In this new era of medicine, where breakthroughs
are transforming prevention and treatment options,
PhRMA is committed to fixing America's health
care system the right way.

www.PhrMA.org/BetterWay

PhRMA
RESEARCH • PROGRESS • HOPE

STATEWIDE

RACES OF THE STATE OF OHIO



Treasurer

ROBERT SPRAGUE (R-Findlay) ★

- **Social Media:** @RobertCSprague
- **Occupation:** Ohio Treasurer of State
- **Experience:** Ohio Representative; Hancock County Treasurer; Hancock County Auditor
- **Education:** B.S.E. Engineering, Duke University; M.B.A. Finance, University of North Carolina
- **Campaign Committee:** Sprague for Ohio, 4679 Winterset Dr., Columbus, OH 43220
- **Website:** spragueforohio.com

SCOTT SCHERTZER (D-Marion)

- **Social Media:** @schertzer4oh
- **Occupation:** City of Marion Mayor
- **Experience:** Marion City Council; Teacher
- **Education:** B. A. Social Studies Education, University of Toledo
- **Memberships:** Marion First Presbyterian Church; Ohio Municipal League
- **Campaign Committee:** Schertzer for State Treasurer, 545 E. Town St., Columbus, OH 43215
- **Website:** scottschertzerforohio.com

US Senate

TIM RYAN (D-Warren)

- **Social Media:** @TimRyan
- **Occupation:** Congressman
- **Experience:** Congressional Aide, U.S. House of Representatives; Intern, Trumbull County Prosecutor's Office
- **Education:** B.S. Political Science, Bowling Green State Univ.; J.D., Franklin Pierce Law Center at Univ. of New Hampshire
- **Memberships:** Ancient Order of Hibernians; Italian Fraternal Home; Niles Men's Democratic Club; Trustee, Young Black Men's Association; Chair, Earning by Learning
- **Campaign Committee:** Tim Ryan for Ohio, P.O. Box 189, Niles, OH 44446
- **Website:** timforoh.com

J.D. VANCE (R-Cincinnati)

- **Social Media:** @JDVance1
- **Occupation:** Venture Capitalist; Author
- **Experience:** Co-founder, Partner, Narya; Author, *Hillbilly Elegy*; Commentator
- **Education:** B.A. Political Science, Ohio State University; J.D., Yale Law School
- **Campaign Committee:** J.D. Vance for Senate, P.O. Box 6564, Cincinnati, OH 45206
- **Website:** jdvance.com



PROMEDICA MEDICAL MANAGEMENT

New logo, new name.

Same premium managed care services
for Ohio manufacturing employers.

promedicamco.com

2545 Farmers Drive, Suite 400 | Columbus, Ohio 43235 | 888-202-3515

REGIONAL OFFICE LOCATIONS IN TOLEDO, CLEVELAND, YOUNGSTOWN AND WHEELING

© 2022 Promedica

2022 OHIO

SUPREME COURT RACES



The Supreme Court of Ohio is comprised of the chief justice and six justices who run for election in even-numbered years. The Ohio Constitution provides that justices serve for a term of six years. The number of terms they may serve is unlimited; however, no person may be elected or appointed to a judicial office once they reach age 70.

Beginning with the 2022 general election, the partisan affiliation of certain judicial candidates will appear on the ballot. This includes races for the Supreme Court of Ohio. Prior to the passage of Senate Bill 80 in 2021, Ohio had been the only state in which judicial candidates could run in partisan primaries and non-partisan general elections.

Currently, four of the seven justices are Republicans and three are Democrats.

In November 2022, two Supreme Court seats and the election for chief justice are on the ballot. Incumbent Pat DeWine (R) faces Marilyn Zayas (D), while incumbent Pat Fischer (R) faces Terri Jamison (D). In the race for chief justice, Jennifer Brunner (D) faces Sharon Kennedy (R).

CHIEF JUSTICE

OF THE SUPREME COURT OF OHIO




Chief Justice Term Commencing January 1, 2023

JENNIFER BRUNNER (D-Columbus)

- **Social Media:**    @JenniferBrunner
- **Occupation:** Ohio Supreme Court Justice
- **Experience:** Judge, 10th District Court of Appeals; Brunner Quinn; Ohio Secretary of State; Judge, Franklin County Court of Common Pleas; Franklin County Board of Elections; Legislative Counsel, Ohio Secretary of State Sherrod Brown
- **Education:** B.S. Sociology/Gerontology, Miami University; J.D., Capital University
- **Campaign Committee:** Jennifer Brunner Committee, 35 N. Fourth St., Ste. 200, Columbus, OH 43215
- **Website:** judgebrunner.com

SHARON KENNEDY (R-Hamilton)

- **Social Media:**   @KennedyForOhio
- **Occupation:** Ohio Supreme Court Justice
- **Experience:** Butler County Court of Common Pleas, Domestic Relations Division Judge; Hamilton County Police Officer; Private Practice
- **Education:** Bachelor's, University of Cincinnati; J.D., University of Cincinnati
- **Campaign Committee:** Kennedy for Ohio, 260 N. Cassady Ave., Columbus, OH 43209
- **Website:** kennedyforohio.com



- Global spent catalyst recycling and metal reclamation leader
- Largest ferrovanadium producer in United States
- Strong commitment to safety and environmental excellence
- Leader in CO₂ reduction
- Deep roots in Southeastern Ohio for over 70 years

Doubling capacity with new Zanesville, Ohio plant

60790 Southgate Road, Cambridge, OH 43725

Phone: (740) 435-4600 www.amg-v.com

Wholly owned subsidiary of AMG Advanced Metallurgical Group N.V.

Justice Term Commencing January 1, 2023

PAT FISCHER (R-Cincinnati) ★

- **Social Media:** [f](#) [in](#) [v](#) @JudgePatFischer
- **Occupation:** Ohio Supreme Court Justice
- **Experience:** Judge, First District Court of Appeals; Law Clerk, U.S. District Court Judge William Bertelsman; Partner, Keating Muething & Klekamp
- **Education:** Bachelor's, Harvard University; J.D., Harvard Law School
- **Memberships:** Ohio State Bar Association; Cincinnati Bar Association; Hamilton County Mental Health & Recovery Services Board; Visions Community Services Board; St. Ursula Villa Board; Founding Member, Cincinnati Children's Museum Board; St. Xavier Catholic Church
- **Campaign Committee:** Friends of Pat Fischer, 260 N. Cassady Ave., Columbus, OH 43209
- **Website:** fischerforohio.com

TERRI JAMISON (D-Blacklick)

- **Social Media:** [in](#)
- **Occupation:** Judge, Ohio Tenth District Court of Appeals
- **Experience:** Judge, Franklin County Court of Commons Pleas Domestic Relations, Juvenile Branch; Owner, Insurance Agency; Franklin County Public Defender's Office; Jamison Law Offices; Hearing Officer, State of Ohio Unemployment Compensation Review Commission
- **Education:** Columbus State Community College; B.S. Business Administration, Franklin University; J.D. Capital University Law School
- **Memberships:** American Judges Association; Military Committee of the National Council of Juvenile and Family Court Judges; Ohio Association of Juvenile Court Judges (Board Member); Ohio Justice Alliance for Community Corrections (Trustee); Ohio State Bar Association; Columbus Bar Association; John Mercer Langston Bar Association; American Red Cross Blood Ambassador; NAACP; National Association of Blacks in Criminal Justice; Columbus Section of the National Council of Negro Women; Founder, Executive Board Member, Ohio Black Judges Association; Divine Kingdom Builders
- **Campaign Committee:** Committee for Terri Jamison, 4308 E. Main St., Whitehall, OH 43213
- **Website:** votejudgejamison.com

JUSTICE

OF THE SUPREME COURT OF OHIO



Justice Term Commencing January 2, 2023

PAT DEWINE (R-Columbus) ★

- **Social Media:** @patdewine
- **Occupation:** Ohio Supreme Court Justice
- **Experience:** Judge, First District Court of Appeals; Judge, Hamilton County Court of Common Pleas; Keating Muething & Klekamp; Law Clerk, U.S. Appeals Court Judge David A. Nelson; Hamilton County Commissioner; Cincinnati City Council
- **Education:** B.A. History, B.S. Diplomacy and Foreign Affairs, Miami University; J.D., University of Michigan
- **Campaign Committee:** DeWine for Justice, 260 N. Cassady Ave., Columbus, OH 43209
- **Website:** patdewine.com

MARILYN ZAYAS (D-Cincinnati)

- **Social Media:** YouTube
- **Occupation:** Judge, Ohio First District Court of Appeals
- **Experience:** MZD Law; Adjunct Professor, University of Cincinnati College of Law; IT Manager, Procter & Gamble
- **Education:** B.S., City College of New York; J.D., University of Cincinnati College of Law
- **Campaign Committee:** Community for Judge Marilyn Zayas, 1095 Pilgrim Place, Cincinnati, OH 45246
- **Website:** judgемarilynzayas.com

The Ohio Insurance Institute is the voice of Ohio's property & casualty insurance industry on matters affecting or involving the industry.



Representing Ohio's property/casualty insurance industry

Ohio has one of the most competitive insurance markets in the nation giving Ohio's consumers many choices and some of the lowest rates in the nation. The industry is also a major player in Ohio when it comes to employment opportunities.

11th lowest
auto insurance
premium in the
nation

\$802 per year in Ohio

\$1,070 per year nationally

11th largest
employer in Ohio

\$9.7 billion in wages

122,000 insurance jobs in Ohio

7th lowest
homeowners
insurance premium
in the nation

\$853 per year in Ohio

\$1,272 per year nationally

2nd highest
number of P&C
insurance jobs in
U.S.

44,000 P&C jobs in Ohio

614.228.1593

172 E. State Street, Suite 201, Columbus, OH 43215

ohioinsurance.org

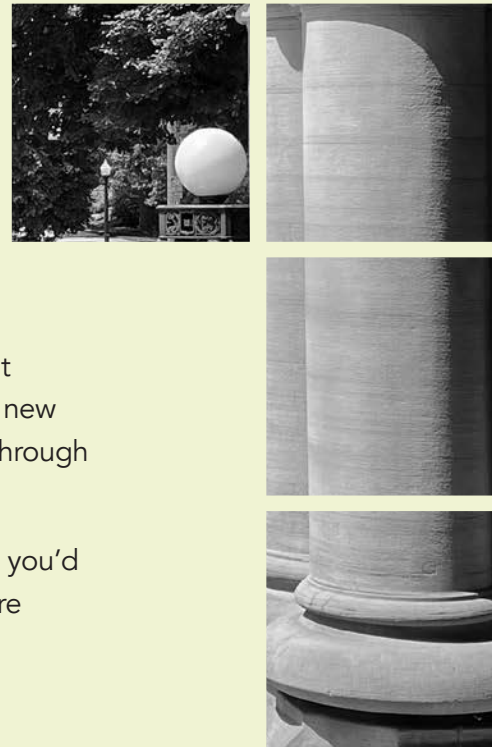


Bricker & Eckler LLP

Providing legal counsel and government relations services for more than 75 years.

It's more than our attention to detail and being accessible. We go to great lengths to know the manufacturing industry, to keep you informed about new developments in policy and law, and to help you strategically maneuver through challenges unique to manufacturers.

If you're looking for a trusted legal advisor to go above and beyond what you'd expect, look to Bricker & Eckler LLP. We understand manufacturing and are proud to serve as legal counsel to the Ohio Manufacturers' Association.



OMA COUNSEL



Christopher N. Slagle
General Counsel
cslagle@bricker.com



Joëlle C. Khouzam
Employment
jkhouzam@bricker.com



Frank L. Merrill
Environmental
fmerrill@bricker.com



Christine Rideout Schirra
Chair, Environmental
cschirra@bricker.com



Sue A. Roudebush
Workers' Compensation
sroudebush@bricker.com



Brock A. Miskimen
Ethics & Elections
bmiskimen@bricker.com



Anne Marie Sferra
Litigation & Tort Reform
asferra@bricker.com



Justin Cook
Tax
jdcook@bricker.com

GOVERNMENT RELATIONS GROUP

Matthew R. Koppitch
Gregory J. Lestini
Rachael N. Mains

Brock A. Miskimen
Christopher N. Slagle
Elisabeth A. Squeglia



www.bricker.com

COLUMBUS | CLEVELAND | CINCINNATI | DAYTON
MARIETTA | BARNESVILLE | LEBANON



EXPERIENCE, PERSONALIZED SERVICE,
RESULTS

WITH OVER 70 YEARS OF COLLECTIVE EXPERIENCE AND PERSONALIZED SERVICE IN GOVERNMENTAL AFFAIRS, WE ASSIST OUR CLIENTS IN THE ACHIEVEMENT OF THEIR GOALS AND OBJECTIVES. DISCOVER WHAT CAPITOL ADVOCATES CAN DO FOR YOU!

37 WEST BROAD STREET SUITE 420 COLUMBUS, OHIO 43215
PHONE: 614-224-9900
WWW.CAPITOLADVOCATES.NET



OHIO COUNCIL OF
RETAIL
MERCHANTS
1922-2022

100 YEARS SERVING THE
INTERESTS OF OHIO'S
RETAIL AND WHOLESALE
INDUSTRIES



2022 OHIO

COURTS OF APPEALS RACES



The Ohio Courts of Appeals have jurisdiction to review and affirm, modify, or reverse judgments of lower courts. The courts of appeals are the final level of appeal before the Supreme Court of Ohio.

The state is divided into 12 appellate districts. The number of judges in each district depends on a variety of factors, including the court's caseload and the size of the district. The number of judges in each district varies from four to 12. Members of the courts sit on three-judge panels and serve six-year terms.

Courts of appeals judges are elected in even-numbered years. Appellate judges must be attorneys with at least six years of experience in the practice of law and residents of their districts. The governor makes appointments to fill vacancies that occur between elections.

Of the 69 judges currently on the bench, the terms of 28 Ohio District Courts of Appeals judges will expire in 2022 and 2023. Due to the enactment of Senate Bill 80 in 2021, Ohio Courts of Appeals' candidates will appear on the 2022 general election ballot along with their political party affiliation.

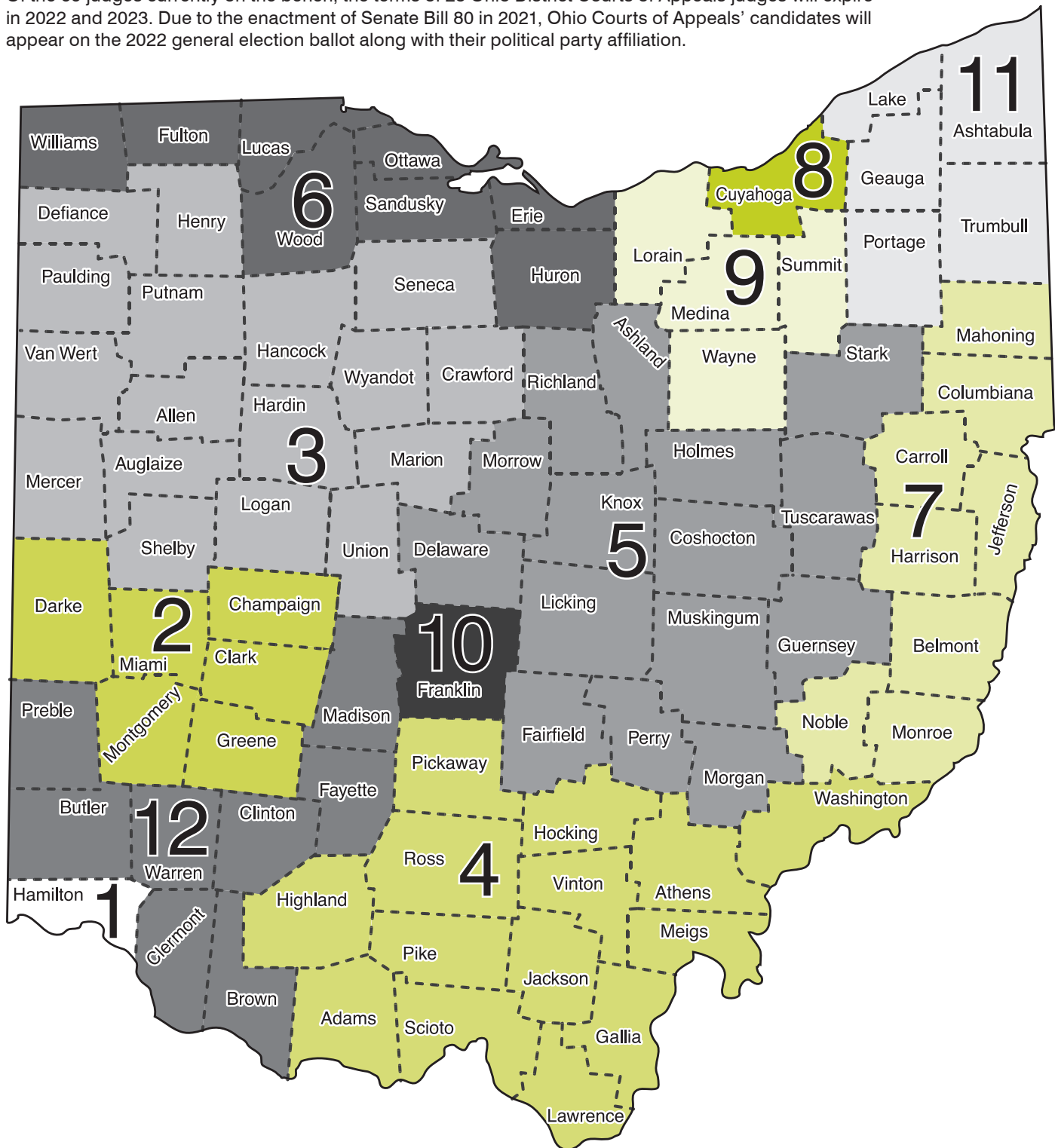
Matchups in all the courts of appeals races follow.

DISTRICT MAP

OHIO COURTS OF APPEALS



Of the 69 judges currently on the bench, the terms of 28 Ohio District Courts of Appeals judges will expire in 2022 and 2023. Due to the enactment of Senate Bill 80 in 2021, Ohio Courts of Appeals' candidates will appear on the 2022 general election ballot along with their political party affiliation.



District 1 Term Commencing 2/9/23**ROBERT WINKLER (R-Cincinnati) ★**

- **Social Media:** @
- **Occupation:** Judge, First District Court of Appeals
- **Experience:** Hamilton County Municipal Court; Hamilton County Court of Common Pleas General; Law Clerk, Judge Thomas Nurre; McIntosh, McIntosh and Knabe; Assistant Prosecutor, Hamilton County Prosecutor's Office
- **Education:** Bachelor's Business Administration, University of Cincinnati; J.D., Salmon P. Chase College of Law
- **Memberships:** Board of Governors, Cincinnati Children's Dyslexia Center; Ohio Courts of Appeals Judges Association; Cincinnati Lawyers Club; Ohio State Bar Association; Cincinnati Bar Association
- **Campaign Committee:** Robert Winkler for Judge, 8292 Daleview Rd., Cincinnati, OH 45247
- **Website:** judgewinkler.com

JENNIFER KINSLEY (D-Cincinnati)

- **Social Media:** @kinsleyforjudge
- **Occupation:** Attorney/Law Professor
- **Experience:** Kinsley Law Office; Sirkin Kinsley Co.; Sirkin Pinales Mezibov & Schwartz; Hamilton County Public Defenders Office, Juvenile Division
- **Education:** B.A., University of Florida; J.D., Duke University
- **Memberships:** Board Member, Mutual Dance Theater; President, First Amendment Lawyers Association; Amicus Committee of National Association for Public Defense
- **Campaign Committee:** Jennifer Kinsley for Judge, 1736 Madison Rd., Cincinnati, OH 45206
- **Website:** jenniferkinsleyforjudge.com

District 2 Term Commencing 2/9/23**MARY KATE HUFFMAN (R-Dayton)**

- **Occupation:** Judge, Montgomery County Court of Common Pleas
- **Experience:** Partner, Huffman, Landis & Weak; Adjunct Faculty, University of Dayton School of Law
- **Education:** B.A. Political Science, Wright State University; M.A. Judicial Studies, University of Nevada; J.D., University of Dayton
- **Memberships:** American Bar Association; Ohio Bar Association; Dayton Bar Association; Ohio Common Pleas Judges Association; Master, Carl Kessler Inn of Court; Board of Trustees, Ohio Judicial College

UNOPPOSED

District 2 Term Commencing 2/10/23**RONALD LEWIS (R-Xenia) ★**

- **Occupation:** Judge, Second District Court of Appeals
- **Experience:** Xenia Municipal Court Judge; Xenia City Law Director; Xenia City Prosecutor; Wolaver, Lewis and Tornichio; Law Clerk, Ohio Supreme Court Justice Alice Robie Resnick; Assistant to Chief Legal Counsel, U.S. Senate
- **Education:** B.S.B.A. Business, Ohio Northern University; J.D., Ohio Northern University
- **Memberships:** Xenia Rotary Club; Xenia Chamber of Commerce; Ohio State Bar Association

UNOPPOSED

District 2 Term Commencing 2/11/23**MIKE TUCKER (R-Kettering) ★**

- **Occupation:** Judge, Second District Court of Appeals
- **Experience:** Private Practice
- **Education:** Bachelor's, Wright State University; J.D., University of Dayton
- **Memberships:** Montgomery County Bar Association; Ohio State Bar Association; American Bar Association; Dayton Bar Association; Past President, Carl D. Kessler Inn of Court

UNOPPOSED

District 3 Term Commencing 2/9/23**WILLIAM ZIMMERMAN (R-Sidney) ★**

- **Occupation:** Judge, Third District Court of Appeals
- **Experience:** Judge, Shelby County Common Pleas Court Probate and Juvenile Divisions; Private Practice; Director, Shelby County Public Defender's Office
- **Education:** Bachelor's, Ohio Northern University; J.D., Ohio Northern University
- **Campaign Committee:** Zimmerman for Court of Appeals, 1901 Port Jefferson Rd., Sidney, OH 45365

UNOPPOSED



OHIO COURTS

OF APPEALS



District 3 Term Commencing 2/11/23



JUERGEN WALDICK (R-Delphos)

- **Social Media:**  
- **Occupation:** Allen County Prosecutor
- **Experience:** Assistant Prosecutor, Putnam County Prosecutor's Office; Delphos City Law Director; Chief Prosecutor, City of Lima
- **Education:** Criminal Justice and Judicial Assn., Montgomery College and The American Univ.; J.D., Ohio Northern Univ.
- **Memberships:** Allen County Bar Association; National District Attorneys Association; Past President, Ohio Prosecuting Attorneys Association; Fraternal Order of Police; Allen County Township Trustees Association
- **Campaign Committee:** Waldick for Judge, 3442 Danny Dr., Lima, OH 45801
- **Website:** waldick.com

UNOPPOSED

District 4 Term Commencing 2/9/23

KRISTY WILKIN (R-Hillsboro) ★

- **Social Media:**  
- **Occupation:** Judge, Fourth District Court of Appeals
- **Experience:** Partner, Peelle Law Offices; Adjunct Professor, Southern State Community College
- **Education:** Bachelor's Accounting, Xavier University; J.D., Ohio Northern University
- **Campaign Committee:** Wilkin for Judge, 4151 E. Danville Rd., Hillsboro, OH 45133
- **Website:** wilkinforjudge.com


UNOPPOSED

District 5 Term Commencing 2/9/23

EARLE WISE JR. (D-North Canton) ★

- **Occupation:** Judge, Fifth District Court of Appeals
- **Experience:** Private Practice; Carroll County Assistant Public Defender; City Administrator, City of North Canton; Assistant Stark County Prosecutor; Baliff, Judge James S. Gwin
- **Education:** Bachelor's, College of Wooster; J.D., University of Akron School of Law
- **Campaign Committee:** Elect Wise Judge, 2291 Mohler Dr. NW, North Canton, OH 44720

ANDREW KING (R-Granville)

- **Social Media:** 
- **Occupation:** Attorney
- **Experience:** Chief Legal Counsel, Southwest Licking Community Water and Sewer District; Ohio Secretary of State's Office; Ohio Attorney General's Office
- **Education:** Bachelor's, Ohio State Univ.; J.D., Capital Univ.
- **Campaign Committee:** Citizens for King, 2135 Horns Hill Rd. NE, Newark, OH 43055
- **Website:** voteandrewking.com

District 5 Term Commencing 2/10/23

CRAIG BALDWIN (R-Newark) ★

- **Occupation:** Judge, Fifth District Court of Appeals
- **Experience:** Judge, Licking County Court of Common Pleas Domestic Relations Division; Partner, Jones, Norpell, List, Miller and Howarth; Director, Licking County Child Support Enforcement Agency
- **Education:** B.A., Ohio University; J.D., Capital University
- **Memberships:** Licking County Bar Assn.; Stark County Bar Assn.; Ohio State Bar Assn.; Newark-Heath Rotary; Board Member, Licking Memorial Hospital
- **Campaign Committee:** Baldwin for Ohio, 5605 St. George Ave., Westerville, OH 43082

DAVID BELL (D-Granville)

- **Social Media:**  
- **Occupation:** Attorney/Law School Lecturer
- **Experience:** Partner, Rosenberg & Ball; Lecturer, Ohio State University Moritz College of Law; Arbitrator, American Arbitration Assn.; Village of Alexandria Village Solicitor
- **Education:** B.A., Ohio Wesleyan University; M.Div., Boston School of Theology; Ph.D., Theological Union; J.D., University of California Berkley
- **Memberships:** Chair, Ohio Attorney General Charitable Law Advisory Council; President, Granville Chamber Alliance; Secretary, Granville Community Foundation; Director, Granville Area Chamber of Commerce; Ohio State Bar Association; Ordained Clergy, American Baptist Churches in the USA; United Church of Granville
- **Campaign Committee:** David Ball for Judge, 112 Chapin Pl., Granville, OH 43023

District 6 Term Commencing 2/9/23

CHRISTINE MAYLE (R-Monclova) ★

- **Occupation:** Judge, Sixth Circuit Court of Appeals
- **Experience:** Dewey Ballantine LLP; Cooper & Walinski LPA; Thacker Robinson Zinz LPA
- **Education:** B.A., Providence College; J.D., University of Notre Dame
- **Memberships:** Ohio Court of Appeals Judges Association; Toledo Bar Association; Junior League of Toledo; Toledo Women's Bar Association; Wood County Bar Association; American Inns of Court, Morrison R. Waite Chapter
- **Campaign Committee:** Committee to Elect Christine Mayle, 5843 Sweetgum Dr., Monclova, OH 43537

UNOPPOSED

District 6 Term Commencing 2/10/23**MARK PIETRYKOWSKI (D-Toledo) ★**

- **Occupation:** Judge, Sixth Circuit Court of Appeals
- **Experience:** Law Clerk, Judge Walter Krasniewski; Manahan, Pietrykowski, Bamman and Delaney; Toledo City Council; Toledo Vice Mayor; Lucas County Commissioner
- **Education:** B.A., University of Notre Dame; J.D., Ohio Northern University

CHARLES SULEK (R-Toledo)

- **Social Media:**    @sulekforjudge1
- **Occupation:** Assistant Prosecutor, Wood County
- **Experience:** Eastman & Smith Ltd; Judicial Attorney, Ohio Supreme Court Justice Terrence O'Donnell; Attorney Rules Analyst, Joint Committee on Agency Rule Review
- **Education:** B.A. Political Science, Ohio State University; J.D., Capital University
- **Memberships:** Federalist Society; St. Thomas More Society; Christ the King Church
- **Campaign Committee:** Committee to Elect Charles Sulek, 5429 Woodridge Dr., Toledo, OH 43623
- **Website:** sulekforjudge.com

District 7 Term Commencing 2/9/23**GENE DONOFRIO (D-Canfield) ★**

- **Occupation:** Judge, Seventh Circuit Court of Appeals
- **Experience:** Part-time Professor, Youngstown State University; Assistant Youngstown City Prosecutor; Assistant Ohio Attorney General; Brakeman, Erie Lackawanna Railroad
- **Education:** B.A., Youngstown State University; J.D., University of Akron
- **Memberships:** Nathaniel R. Jones American Inn of Court; American Bar Association; Ohio State Bar Association; Mahoning County Bar Association; Florida Bar Association
- **Campaign Committee:** Committee to Re-elect Gene Donofrio, Court of Appeals, 21 Topaz Cir., Canfield, OH 44406

MARK HANNI (R-Youngstown)


- **Occupation:** Attorney
- **Campaign Committee:** Hanni for Judge, 839 Southwestern Run, Youngstown, OH 44514

District 8 Term Commencing 1/1/23**MARY EILEEN KILBANE (D-Cleveland) ★**

- **Occupation:** Judge, Eighth Circuit Court of Appeals
- **Experience:** Judge, Cleveland Municipal Court; Assistant Cuyahoga County Public Defender
- **Education:** B.A. History, John Carroll University; J.D., Cleveland-Marshall College of Law
- **Memberships:** Cleveland Metropolitan Bar Association; Ohio State Bar Association; Ohio Courts of Appeals Association
- **Campaign Committee:** Kilbane for Judge Committee, 17217 Ernadale Ave., Cleveland, OH 44111

UNOPPOSED

District 8 Term Commencing 1/2/23**LISA FORBES (D-Shaker Heights) ★**

- **Social Media:** 
- **Occupation:** Judge, Eighth Circuit Court of Appeals
- **Experience:** Partner, Vorys, Sater, Seymour and Pease LLP
- **Education:** B.S., Cornell University; J.D., Case Western Reserve University
- **Campaign Committee:** Forbes for Judge, 3130 Chadbourne Rd., Shaker Heights, OH 44120
- **Website:** forbes4judge.com

UNOPPOSED

District 8 Term Commencing 1/3/23**KATHLEEN ANN KEOUGH (D-Fairview Park) ★**

- **Occupation:** Judge, Eighth Circuit Court of Appeals
- **Experience:** Judge, Cleveland Municipal Court; Cuyahoga County Public Defender's Office
- **Education:** B.A. English and History, Youngstown State University; J.D., Cleveland Marshall College of Law
- **Memberships:** Cleveland Metropolitan Bar Association; Ohio State Bar Association; Ohio Courts of Appeals Association
- **Campaign Committee:** Friends of Judge Kathleen Ann Keough, 21300 Lorain Rd., Fairview Park, OH 44126

UNOPPOSED

OHIO COURTS

OF APPEALS



District 8 Term Commencing 2/9/23

EILEEN GALLAGHER (D-Rocky River) ★

- **Occupation:** Judge, Eighth Circuit Court of Appeals
- **Experience:** Probation Officer; Judge, Cuyahoga County Court of Common Pleas; Private Practice
- **Education:** B.A., Ohio Dominican College; J.D., Cleveland Marshall College of Law
- **Campaign Committee:** Committee to Elect Eileen Gallagher, 46 Pond Dr., Rocky River, OH 44116

UNOPOSED

District 8 Unexpired Term Ending 2/9/27

CORNELIUS O'SULLIVAN (R-Lakewood) ★

- **Social Media:**
- **Occupation:** Judge, Eighth Circuit Court of Appeals
- **Experience:** Private Practice
- **Education:** Bachelor's, John Carroll University; J.D., Cleveland-Marshall College of Law
- **Memberships:** Director, Flock Community Meals, St. James and St. Luke Churches; Alumni Board of St. Edward High School
- **Campaign Committee:** Committee to Retain Judge O'Sullivan, 1080 Erie Cliff Dr., Lakewood, OH 44107
- **Website:** judgecosullivan.com

MICHAEL RYAN (D-Shaker Heights)

- **Social Media:**
- **Occupation:** Judge, Cuyahoga County Common Pleas Juvenile Court
- **Experience:** Judge, Cleveland Municipal Court; Magistrate, Cleveland Municipal Court; Forbes, Fields and Associates; City of Cleveland Prosecutor's Office
- **Education:** B.A. English, Allegheny College; J.D., Cleveland-Marshall College of Law
- **Campaign Committee:** Committee to Elect Michael John Ryan Judge, 3715 Warrensville Center Rd., #327, Shaker Heights, OH 44122
- **Website:** judgemichaelryan4courtofappeals.com

District 9 Term Commencing 2/9/23

THOMAS TEODOSIO (D-Akron) ★

- **Social Media:** @judgeteodosio
- **Occupation:** Judge, Ninth Circuit Court of Appeals
- **Experience:** Teodosio, Manos & Ward; Summit County Council; Judge, Summit County Common Pleas Court
- **Education:** B.A., Univ. of Akron; J.D., Univ. of Akron
- **Memberships:** Akron, Lorain County, Medina County, Wayne County, and Ohio State Bar Associations; National Association of Drug Court Professionals; American Judges Association; Ohio Common Pleas Judges Association
- **Campaign Committee:** Teodosio for Judge Committee, 209 S. Main St., Ste. 801, Akron, OH 44308
- **Website:** keepjudgeteodosio.com

JILL LANZINGER (R-Barberton)

- **Social Media:**
- **Occupation:** Judge, Barberton Municipal Court
- **Experience:** Judge, Summit Cnty. Common Pleas Ct.; Magistrate, Akron Municipal Ct.; Stark Cnty. Prosecutor's Off.
- **Education:** B.A. Psychology and Political Science, Heidelberg College; J.D., University of Akron
- **Memberships:** Portage Lakes Kiwanis; Magic City Kiwanis; Akron Rotary; Green Opiate Task Force
- **Campaign Committee:** Judge Jill Flagg Lanzinger Committee, 962 Mansion Dr., Barberton, OH 44203
- **Website:** judgejillflagglanzinger.com

District 9 Term Commencing 2/10/23

DONNA CARR (R-Akron) ★

- **Occupation:** Judge, Ninth Circuit Court of Appeals
- **Education:** Bachelor's, Kent State University; J.D., University of Akron
- **Memberships:** Ohio Courts of Appeals Judges Association; Montrose Zion United Methodist Church; Akron, Lorain County, Medina County, Wayne County, and Ohio State Bar Associations
- **Campaign Committee:** Keep Judge Donna Carr Committee, 775 Stonehaven Cir., Hudson, OH 44236

ERICA VOORHEES (D-Cuyahoga Falls)

- **Social Media:**
- **Occupation:** Magistrate & Judicial Attorney, Summit County Court of Common Pleas
- **Experience:** Magistrate, Akron Municipal Court; Summit County Legal Defender's Office; Private Practice; Stark County Public Defender Office
- **Education:** B.A. English and Political Science, Denison University; J.D., University of Akron
- **Memberships:** Immaculate Heart of Mary Parish Church; Akron, Wayne & Medina County Bar Associations; Federated Democratic Women of Ohio
- **Campaign Committee:** Committee to Elect Erica Voorhees for Judge, 3437 Haggarty Way, Cuyahoga Falls, OH 44223
- **Website:** voorheesforjudge.com

District 9 Term Commencing 2/11/23**LYNNE CALLAHAN (R-Akron) ★**

- **Occupation:** Judge, Ninth Circuit Court of Appeals
- **Experience:** Akron Police Department; Summit County Assistant Prosecuting Attorney; Private Practice; Judge, Akron Municipal Court; Judge, Summit County Court of Common Pleas
- **Education:** B.A., Univ. of Akron; J.D., Univ. of Akron
- **Memberships:** Akron, Lorain County, Medina County, Wayne County, and Ohio State Bar Associations
- **Campaign Committee:** Friends of Judge Callahan, 1245 Sand Run Rd., Akron, OH 44313

AMBER CROWE (D-Akron)

- **Social Media:**   @
- **Occupation:** Magistrate, Summit County Juvenile Court
- **Experience:** Magistrate, Akron Municipal Court; Private Practice; Summit County Prosecutor's Office
- **Education:** B.A. Political Science, University of Akron; J.D., University of Akron
- **Memberships:** Ohio State Bar Association; Akron Bar Association; Hope Meadows Foundation Board of Directors; Akron Law Alumni Association Board of Directors
- **Campaign Committee:** Committee to Elect Amber Crowe, 407 Glenn St., Barberton, OH 44203
- **Website:** votecroweforjudge.com

District 10 Term Commencing 1/1/23**KRISTIN BOGGS (D-Columbus)**

- **Social Media:**    @K_Boggs18
- **Occupation:** Attorney/Legislator
- **Experience:** Assistant Ohio Attorney General; Ohio House of Representatives
- **Education:** B.A. Electronic Media Production, Kent State University; J.D., Cleveland-Marshall College of Law
- **Campaign Committee:** Boggs for Judge, 545 E. Town St., Columbus, OH 43215
- **Website:** boggsforohio.com

LAURA NESBITT (R-Dublin)

- **Social Media:**   @
- **Occupation:** Attorney
- **Experience:** Nesbitt Law Firm; Council Law Group, Addison TX; Jump Legal Group
- **Education:** B.S., Xavier University; J.D., Capital University
- **Memberships:** St. Brendan the Navigator Catholic Church; Ohio State Bar Association; Columbus Bar Association; Women Lawyers of Franklin County; National Association of Consumer Bankruptcy Attorneys
- **Campaign Committee:** Nesbitt for Judge, 7600 Forest Knoll Dr., Dublin, OH 43017
- **Website:** nesbitt4judge.com

District 10 Term Commencing 1/2/23**JULIA DORRIAN (D-Columbus) ★**

- **Occupation:** Judge, Tenth District Court of Appeals
- **Experience:** Judge, Franklin County Municipal Court; Bricker & Eckler LLP; Building Communities Coordinator, St. Stephens Community House
- **Education:** B.A., University of Notre Dame; M.A., Ohio State University; J.D., Ohio State University
- **Memberships:** Ohio State Bar Assn.; Columbus Bar Assn.; Columbus Bar Foundation; Ohio Judicial College
- **Campaign Committee:** Citizens for Julia L. Dorrian, 191 W. Nationwide Blvd., Ste. 300, Columbus, OH 43215

UNOPPOSED


District 10 Term Commencing 1/3/23**KEITH MCGRATH (R-Columbus) ★**

- **Occupation:** Judge, Tenth District Court of Appeals
- **Experience:** Assistant Franklin County Prosecutor; Contract Attorney; Assistant Columbus City Prosecutor
- **Education:** U.S. Coast Guard Academy; B.A., Marshall University; J.D., Ohio State University
- **Memberships:** Charity Newsies
- **Campaign Committee:** McGrath for Judge, 865 Macon Alley, Columbus, OH 43206

CARLY EDELSTEIN (D-Worthington)

- **Social Media:**    @CarlyForJudge
- **Occupation:** Public Defender, Ohio Public Defender's Office
- **Experience:** Teacher; Law Clerk, U.S. Court of Appeals Judge Eric L. Clary; Attorney, U.S. Department of Education; Legal Services Manager, Equitas Health
- **Education:** B.A., Brown Univ.; M.A., Loyola Marymount; J.D., Univ. of California, Irvine School of Law
- **Campaign Committee:** Edelstein for All, 545 E. Town St., Columbus, OH 43215
- **Website:** carlyforall.com

District 10 Term Commencing 2/9/23**DAVID LELAND (D-Columbus)**

- **Social Media:**  @RepDavidLeland
- **Occupation:** Attorney/Legislator
- **Experience:** Partner, Carpenter Lipps & Leland; Chairman, Ohio Democratic Party; State Representative
- **Education:** Bachelor's, Ohio State University; J.D., Capital University Law School
- **Campaign Committee:** Leland for Judge, 50 W. Broad St., #2302, Columbus, OH 43215
- **Website:** lelandforjudge.com

UNOPPOSED

OHIO COURTS

OF APPEALS



District 11 Term Commencing 2/9/23

THOMAS WRIGHT (D-Howland) ★

- **Social Media:** @VoteJudgeWright
- **Occupation:** Judge, Eleventh District Court of Appeals
- **Experience:** Law Clerk, Judge Donald R. Ford Sr.; Trial and Appellate Attorney
- **Education:** B.S. Business Administration, Ohio State University; J.D., University of Toledo
- **Memberships:** Ashtabula, Geauga, Lake, Mahoning, Portage, and Trumbull Bar Associations; Ohio State Bar Association; Ohio Appellate Judges Association
- **Campaign Committee:** Committee to Elect Wright for Judge, 8872 E. Market St., Warren, OH 44484
- **Website:** judgetomwright.com

EUGENE LUCCI (R-Painesville)

- **Social Media:** @FriendsOfLucci
- **Occupation:** Judge, Lake County Common Pleas Court; University Circle Police Officer
- **Experience:** Judge, Painesville and Mentor Municipal Court; McNamara, Lucci, Hanrahan & Loxterman; Lake County Sheriff's Office Special Detective; Painesville City Police Officer; University Circle Police Officer; Lakeland Community College Instructor; Certified Instructor, Ohio Peace Officer Training Academy
- **Education:** B.A. Psychology, Case Western Reserve University; J.D., Cleveland-Marshall College of Law; M.J.S., University of Nevada, Reno
- **Memberships:** American Judges Association Board of Governors
- **Campaign Committee:** Friends of Judge Eugene A. Lucci, 215 E. Jackson St., #1813, Painesville, OH 44077
- **Website:** eugenelucci.com

District 11 Unexpired Term Ending 2/8/25

JOHN EKLUND (R-Chardon) ★

- **Occupation:** Judge, Eleventh District Court of Appeals
- **Experience:** State Senator; Calfee, Halter & Griswold LLP
- **Education:** Bachelor's Political Science and History, Union College; J.D., Washington and Lee School of Law
- **Memberships:** Great Lakes Commission; United Way Services of Geauga County Board of Trustees; Munson Township Scholarship Committee
- **Campaign Committee:** Friends of John Eklund, 12040 Burlington Glen Dr., Chardon, OH 44024

UNOPPOSED

District 12 Term Commencing 2/9/23

ROBIN PIPER (R-Hamilton) ★

- **Occupation:** Judge, Twelfth District Court of Appeals
- **Education:** B.A., Miami University; J.D., University of Dayton
- **Campaign Committee:** Piper for Court of Appeals, 747 Woodbine Rd., Hamilton, OH 45013

UNOPPOSED

District 12 Term Commencing 2/10/23

MIKE POWELL (R-Lebanon) ★

- **Occupation:** Judge, Twelfth District Court of Appeals
- **Experience:** Judge, Warren County Probate and Juvenile Courts; Prosecutor, Warren County; Assistant Prosecuting Attorney, Warren County; Village Solicitor, Village of Morrow; Law Director, Hamilton Township; Attorney, Private Practice
- **Education:** B.A., Ohio Northern University; J.D., Ohio Northern University

UNOPPOSED

Global Manufacturer with 85 years of excellence
in Metal Manufacturing, Engineering, Tools,
Tubular Products, and Assembly

ATO

ATLANTIC TOOL & DIE



19963 Progress Drive Strongsville, OH 44149 • 440.238.6931

Locations in Sharon Center OH, Seville OH, Harlingen TX, Matamoros MX, San Jose, Costa Rica

We've built the
network you need,
for whatever
future you want.

TV | INTERNET | VOICE | MOBILE

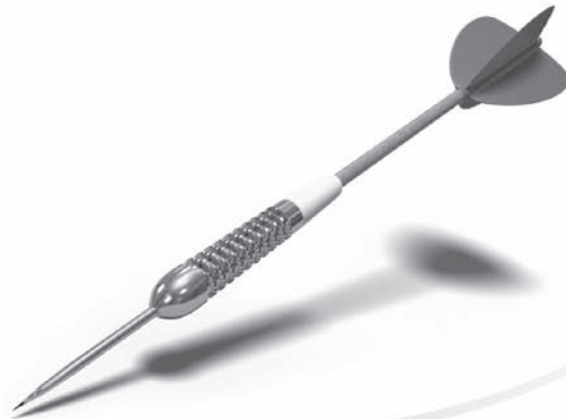
Spectrum

**SPECTRUM OHIO
AT A GLANCE**

- Serves more than 2.8 million customers
- Contributes over \$144 million in tax revenue
- Employs more than 7,200 employees
- Serves 1,787 communities in the state



www.hannah.com



Legislative Bill Tracking
Statehouse & Political News
Real-Time Alerts & Reports
Research & Archives

simplifying **GOVERNMENT**

21 W. Broad Street, Suite 1000, Columbus OH 43215 | 614.227.5820

2022 OHIO

CONGRESSIONAL RACES



Every 10 years, U.S. House districts are redrawn to reflect the nation's population shifts. As a result of the 2020 Census, Ohio is divided into 15 congressional districts, each represented by a member of the U.S. House of Representatives. Compared to the previous decade, Ohio lost one U.S. House seat due to population growth that trailed the national average.

In July 2022, the Supreme Court of Ohio voted 4-3 to invalidate the latest congressional redistricting map—the one being used for the 2022 election—asserting that it violates the state's constitutional ban on unduly favoring a political party. However, any revised congressional map will not be used until the 2024 election cycle.

Each district is to have a population of approximately 761,000 people, and each U.S. House seat is up for election every two years.

Republicans currently hold a 12-4 majority within the state's U.S. House delegation and have held the majority since the 2010 election.

DISTRICT MAP

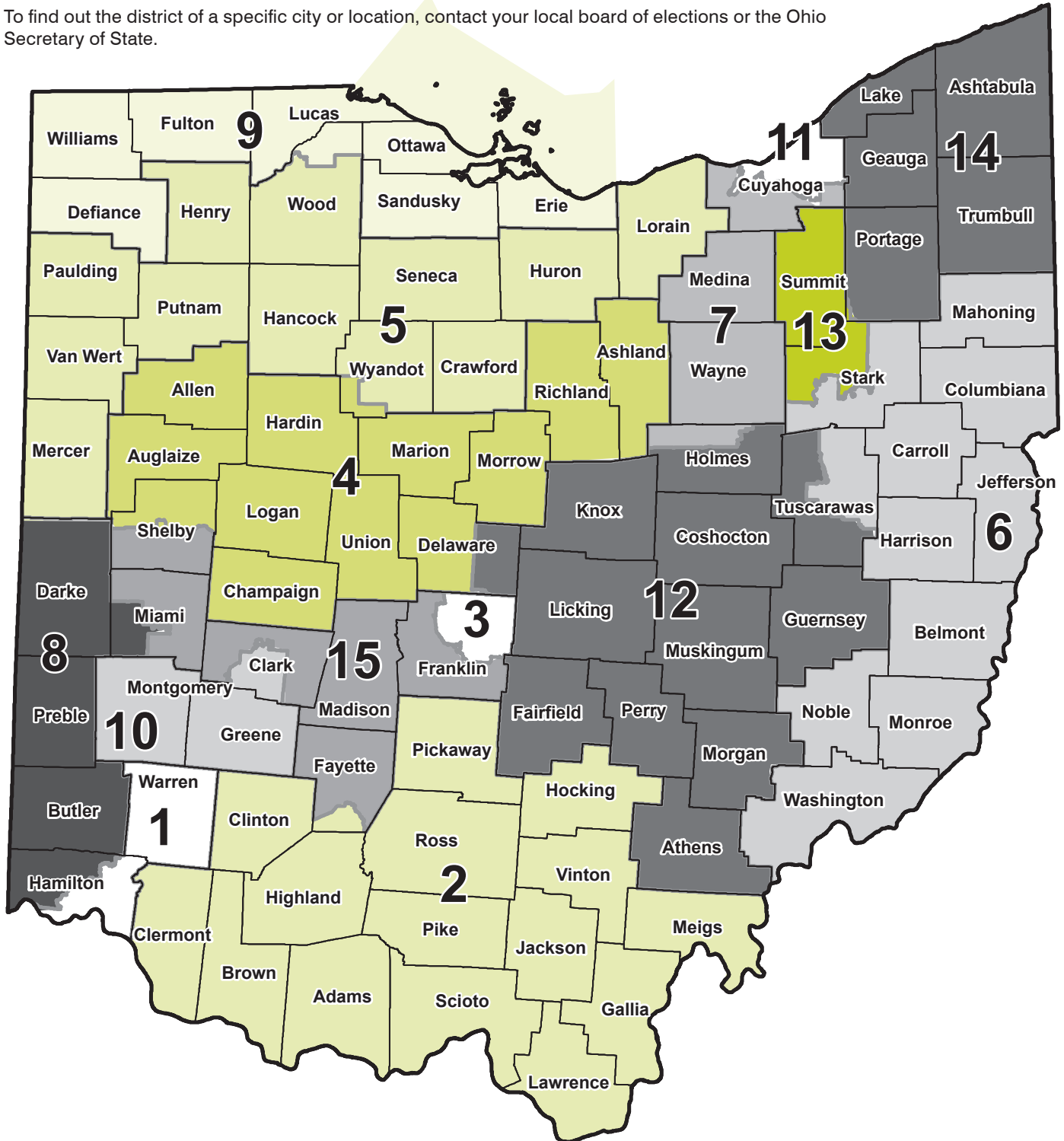
CONGRESSIONAL



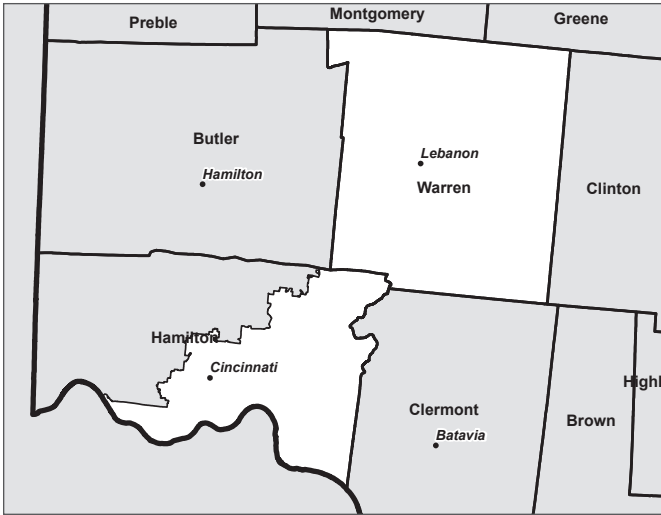
CONGRESSIONAL

This map depicts Ohio's new Congressional districts based on the 2020 U.S. Census. This map is intended as a general reference to the location of the election districts that are valid for the 2022 elections.

To find out the district of a specific city or location, contact your local board of elections or the Ohio Secretary of State.



District Map:



Candidates:

STEVE CHABOT (R-Cincinnati) ★

- **Social Media:** @SteveChabot
- **Occupation:** Congressman
- **Education:** Bachelor's, College of William and Mary; J.D., Northern Kentucky University
- **Campaign Committee:** Steve Chabot for Congress, 9856 Archer Ln., Dublin, OH 43017

GREG LANDSMAN (D-Cincinnati)

- **Social Media:** @votelandsman
- **Occupation:** Cincinnati City Councilman
- **Experience:** Executive Director, The Strive Partnership; Director, Governor's Office of Faith-Based and Community Initiatives
- **Education:** B.A. Economics, Ohio University; Master's Theological Studies, Harvard University
- **Campaign Committee:** Landsman for Congress, P.O. Box 413, Cincinnati, OH 45201
- **Website:** landsmanforcongress.com

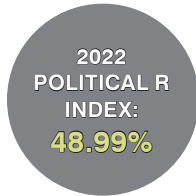
Political Landscape:

2018 Gubernatorial Results:

Mike DeWine (R)	48.36%
Richard Cordray (D)	51.64%

2020 Presidential Results:

Joe Biden (D)	54.29%
Donald Trump (R)	45.71%



Economic Profile:

See pages 188 & 189 for comparative demographic data.

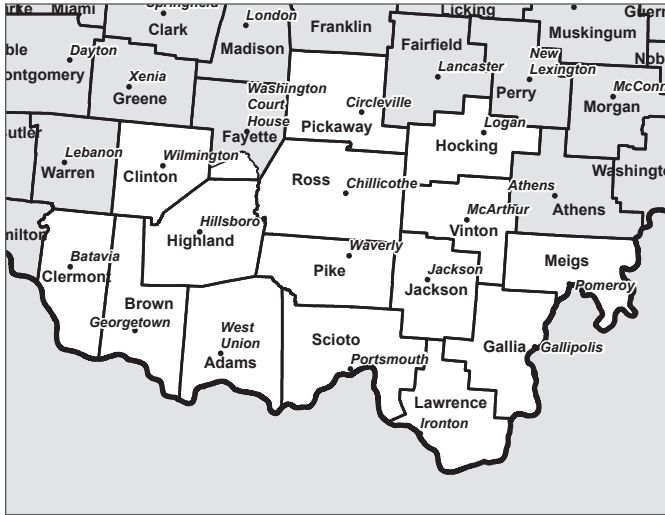
INDUSTRIES	Employment		Wages	
	# of Jobs	%	\$	%
Natural Resources & Mining	508	0.1%	\$19,740,894	0.1%
Construction	18,961	3.8%	\$130,109,021	0.4%
Manufacturing	48,279	9.7%	\$1,177,414,875	3.9%
Trade, Transportation, & Utilities	71,807	14.5%	\$7,411,732,674	24.9%
Information	10,156	2.0%	\$657,321,693	2.2%
Financial Activities	39,819	8.0%	\$3,392,272,755	11.4%
Professional & Business Services	103,341	20.8%	\$8,233,956,984	27.6%
Education & Health Services	119,244	24.0%	\$5,803,574,118	19.5%
Leisure & Hospitality	56,255	11.3%	\$1,480,879,850	5.0%
Other Services (except Public Administration)	14,845	3.0%	\$613,120,034	2.1%
Public Administration	13,068	2.6%	\$888,286,717	3.0%
TOTAL	496,283		\$29,808,409,648	

DISTRICT EMPLOYMENT

Age 29 or younger	
Total	Rank
114,158	14
Age 30-54	
Total	Rank
264,881	3
Age 55+	
Total	Rank
117,244	2



District Map:



Candidates:

BRAD WENSTRUP (R-Cincinnati) ★

- **Social Media:** [Facebook](#) [Twitter](#) @BradWenstrup
- **Occupation:** Podiatrist; Army Doctor
- **Experience:** Doctor of Podiatric Medicine, University of Cincinnati
- **Campaign Committee:** Wenstrup for Congress, P.O. Box 9551, Cincinnati, OH 45209
- **Website:** usabrad.com

SAMANTHA MEADOWS (D-Chillicothe)

- **Social Media:** [Facebook](#) [Twitter](#) @SMeadows4OH2
- **Occupation:** Emergency Medical Technician; Americorps; End-of-Life Companion
- **Experience:** Emergency Medical Technician; End-of-Life Companion
- **Education:** Bachelor's Human Services, Ohio Christian University
- **Campaign Committee:** Samantha Meadows for Congress, 80 N. High St., Chillicothe, OH 45601
- **Website:** samanthameadowsforcongress.com

Political Landscape:

2018 Gubernatorial Results:

Mike DeWine (R)	68.36%
Richard Cordray (D)	31.64%

2020 Presidential Results:

Joe Biden (D)	27.01%
Donald Trump (R)	72.99%



Economic Profile:

See pages 188 & 189 for comparative demographic data.

INDUSTRIES	Employment		Wages	
	# of Jobs	%	\$	%
Natural Resources & Mining	1,277	0.6%	\$30,438,833	0.4%
Construction	10,831	4.9%	\$134,959,963	1.6%
Manufacturing	28,106	12.7%	\$493,111,602	5.7%
Trade, Transportation, & Utilities	46,508	21.0%	\$3,194,065,962	37.2%
Information	3,435	1.5%	\$44,822,220	0.5%
Financial Activities	8,128	3.7%	\$458,739,555	5.3%
Professional & Business Services	17,385	7.8%	\$867,016,459	10.1%
Education & Health Services	66,201	29.9%	\$2,210,182,914	25.7%
Leisure & Hospitality	22,872	10.3%	\$397,291,874	4.6%
Other Services (except Public Administration)	5,716	2.6%	\$156,066,795	1.8%
Public Administration	11,183	5.0%	\$600,073,242	7.0%
TOTAL	221,642		\$8,586,769,549	

DISTRICT EMPLOYMENT	
Age 29 or younger	
Total	Rank
52,708	10
Age 30-54	
Total	Rank
115,350	6
Age 55+	
Total	Rank
53,584	15



District Map:



Candidates:

JOYCE BEATTY (D-Blacklick) ★

- **Social Media:** [f](#) [t](#) @JoyceBeatty
- **Occupation:** Congresswoman
- **Education:** B.A., Central State University; M.S., Wright State University
- **Campaign Committee:** Beatty for Congress, 222 E. Town St. Ste. 2W, Columbus, OH 43215
- **Website:** beattyforcongress.com

LEE STAHLEY (R-Columbus)

- **Occupation:** Optician
- **Experience:** Instructor, Ohio State University; Whitehall City Council; Breslow Eye Care; Pearle Vision; Sunglass Hut
- **Education:** Bachelor's Business Management and Marketing, Liberty University; M.B.A., Southern New Hampshire University
- **Campaign Committee:** Lee Stahley for Congress, 4139 Virginia Cir. E., Whitehall, OH 43213
- **Website:** StahleyForCongress.com

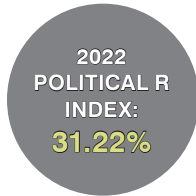
Political Landscape:

2018 Gubernatorial Results:

Mike DeWine (R)	29.91%
Richard Cordray (D)	70.09%

2020 Presidential Results:

Joe Biden (D)	72.21%
Donald Trump (R)	27.79%



Economic Profile:

See pages 188 & 189 for comparative demographic data.

INDUSTRIES	Employment		Wages	
	# of Jobs	%	\$	%
Natural Resources & Mining	329	0.1%	\$20,372,167	0.1%
Construction	16,962	3.6%	\$184,069,436	0.8%
Manufacturing	17,844	3.8%	\$1,157,638,652	5.0%
Trade, Transportation, & Utilities	74,230	15.9%	\$4,361,156,354	18.9%
Information	11,227	2.4%	\$718,322,577	3.1%
Financial Activities	42,798	9.2%	\$3,155,521,600	13.7%
Professional & Business Services	77,126	16.5%	\$4,903,259,062	21.2%
Education & Health Services	159,051	34.0%	\$5,965,379,144	25.8%
Leisure & Hospitality	45,023	9.6%	\$1,054,771,133	4.6%
Other Services (except Public Administration)	12,220	2.6%	\$506,112,469	2.2%
Public Administration	10,894	2.3%	\$1,074,292,431	4.7%
TOTAL	467,704		\$23,100,895,071	

DISTRICT EMPLOYMENT	
Age 29 or younger Total	Rank
112,682	4
Age 30-54 Total	Rank
258,020	1
Age 55+ Total	Rank
97,002	5

4

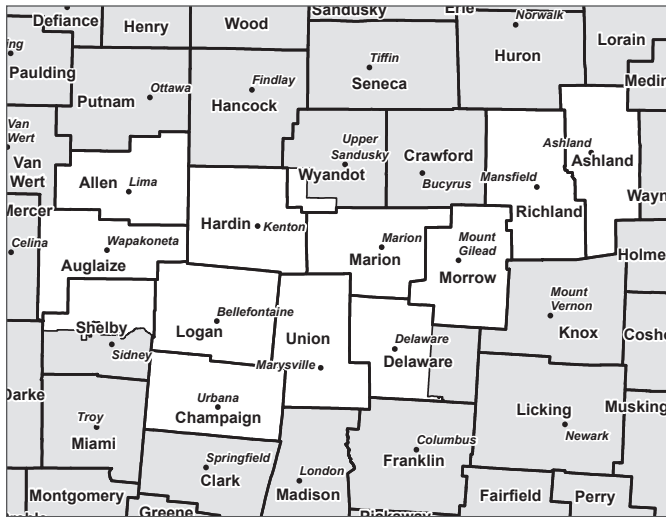
FOURTH

CONGRESSIONAL DISTRICT



CONGRESSIONAL

District Map:



Candidates:

JIM JORDAN (R-Urbana) ★

- **Social Media:** [Facebook](#) [Twitter](#) @Jim_Jordan
- **Occupation:** Congressman
- **Education:** B.A., University of Wisconsin; M.Ed., Ohio State University; J.D., Capital University
- **Campaign Committee:** Jim Jordan for Congress, P.O. Box 355, Delaware, OH 43015
- **Website:** jimjordanforcongress.com

TAMIE WILSON (D-Delaware)

- **Social Media:** [Facebook](#)
- **Occupation:** Consultant
- **Experience:** Marketing; Real Estate; Business Strategist; Life Coach
- **Education:** Otterbein University
- **Campaign Committee:** Tamie Wilson for US, 273 Saratoga St., Delaware, OH 43015
- **Website:** tamiewilson.com

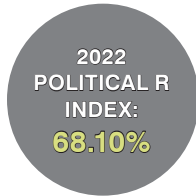
Political Landscape:

2018 Gubernatorial Results:

Mike DeWine (R)	66.58%
Richard Cordray (D)	33.42%

2020 Presidential Results:

Joe Biden (D)	31.87%
Donald Trump (R)	68.13%



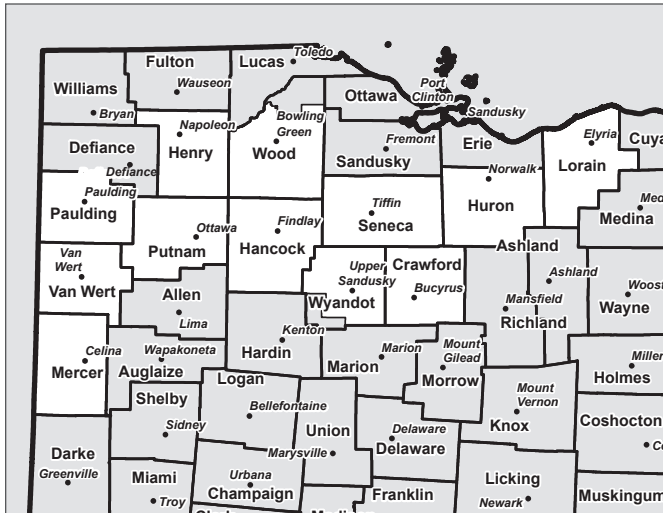
Economic Profile:

See pages 188 & 189 for comparative demographic data.

INDUSTRIES	Employment		Wages	
	# of Jobs	%	\$	%
Natural Resources & Mining	2,503	0.7%	\$7,513,012	0.1%
Construction	12,705	3.8%	\$60,146,503	0.4%
Manufacturing	72,103	21.5%	\$874,635,536	6.1%
Trade, Transportation, & Utilities	60,938	18.2%	\$6,204,742,889	43.0%
Information	3,098	0.9%	\$136,731,835	0.9%
Financial Activities	12,112	3.6%	\$774,995,414	5.4%
Professional & Business Services	50,020	14.9%	\$2,672,555,942	18.5%
Education & Health Services	68,727	20.5%	\$2,377,097,417	16.5%
Leisure & Hospitality	33,260	9.9%	\$595,554,720	4.1%
Other Services (except Public Administration)	9,357	2.8%	\$281,782,620	2.0%
Public Administration	10,728	3.2%	\$452,756,058	3.1%
TOTAL	335,551		\$14,438,512,049	

DISTRICT EMPLOYMENT	
Age 29 or younger	
Total	Rank
83,072	2
Age 30-54	
Total	Rank
175,208	5
Age 55+	
Total	Rank
77,271	10

District Map:



Candidates:

BOB LATTA (R-Bowling Green) ★

- **Social Media:** [f](#) [t](#) @boblatta
- **Occupation:** Attorney
- **Education:** B.A., Bowling Green State University; J.D., University of Toledo College of Law
- **Campaign Committee:** Latta for Congress, P.O. Box 106, Bowling Green, OH 43402
- **Website:** lattaforcongress.com

CRAIG SWARTZ (D-Upper Sandusky)

- **Social Media:** [f](#) [t](#) [@](#) [i](#) [@ForSwartz](#)
- **Occupation:** Consultant; Realtor
- **Experience:** Small Business Consultant; Owner, Pour House Restaurant; Upper Sandusky City Council; Chairman, Wyandot County Democratic Party; Partner, Angel Capital; Substitute Teacher
- **Education:** B.A. Political Science, Ohio State University
- **Campaign Committee:** Swartz for Congress, P.O. Box 332, Upper Sandusky, OH 43351
- **Website:** swartzforohio.com

Political Landscape:

2018 Gubernatorial Results:

Mike DeWine (R)	60.13%
Richard Cordray (D)	39.87%

2020 Presidential Results:

Joe Biden (D)	36.39%
Donald Trump (R)	63.61%



Economic Profile:

See pages 188 & 189 for comparative demographic data.

INDUSTRIES	Employment		Wages	
	# of Jobs	%	\$	%
Natural Resources & Mining	4,366	1.5%	\$79,134,985	0.6%
Construction	13,740	4.7%	\$61,262,611	0.5%
Manufacturing	69,400	23.6%	\$787,390,742	6.4%
Trade, Transportation, & Utilities	55,619	18.9%	\$5,850,780,649	47.4%
Information	2,596	0.9%	\$96,708,491	0.8%
Financial Activities	7,822	2.7%	\$419,476,103	3.4%
Professional & Business Services	22,709	7.7%	\$1,250,277,457	10.1%
Education & Health Services	71,450	24.3%	\$2,537,745,405	20.6%
Leisure & Hospitality	27,555	9.4%	\$443,026,897	3.6%
Other Services (except Public Administration)	8,846	3.0%	\$248,673,609	2.0%
Public Administration	9,925	3.4%	\$562,461,388	4.6%
TOTAL	294,028		\$12,336,938,445	

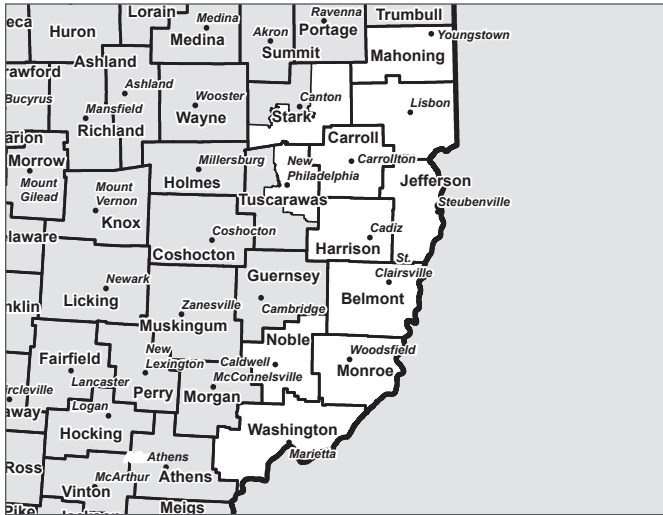
DISTRICT EMPLOYMENT	
Age 29 or younger	
Total	Rank
70,256	6
Age 30-54	
Total	Rank
147,669	13
Age 55+	
Total	Rank
76,103	12

CONGRESSIONAL



CONGRESSIONAL

District Map:



Candidates:

BILL JOHNSON (R-Campbell) ★

- **Social Media:** [f](#) [t](#) @JohnsonLeads
- **Occupation:** Congressman
- **Experience:** CIO, Stoneridge Inc.; Owner/Co-Founder J2 Business Solutions; Owner/Co-Founder Johnson-Schley Management Group
- **Education:** B.S., Troy University; M.S., Georgia Tech
- **Campaign Committee:** Johnson for Congress, P.O. Box 906, Marietta, OH 45750
- **Website:** billjohnsonleads.com

LOUIS LYRAS (D-Campbell)

- **Social Media:** [f](#) [t](#) @lyrascongress
- **Occupation:** President & CEO, Corcon Inc.
- **Education:** B.S. Biology, Ohio State University
- **Campaign Committee:** Lyras for Congress, 80 Creed Cir., Campbell, OH 44405
- **Website:** louislyras.com

Political Landscape:

2018 Gubernatorial Results:

Mike DeWine (R)	57.46%
Richard Cordray (D)	42.54%

2020 Presidential Results:

Joe Biden (D)	35.44%
Donald Trump (R)	64.56%



Economic Profile:

See pages 188 & 189 for comparative demographic data.

INDUSTRIES	Employment		Wages	
	# of Jobs	%	\$	%
Natural Resources & Mining	4,744	1.7%	\$302,268,428	2.7%
Construction	15,098	5.4%	\$205,653,291	1.9%
Manufacturing	39,847	14.1%	\$820,330,334	7.4%
Trade, Transportation, & Utilities	57,573	20.4%	\$4,177,012,552	37.8%
Information	2,789	1.0%	\$119,948,064	1.1%
Financial Activities	8,302	2.9%	\$433,004,496	3.9%
Professional & Business Services	24,325	8.6%	\$972,608,411	8.8%
Education & Health Services	79,198	28.1%	\$2,690,206,599	24.3%
Leisure & Hospitality	30,458	10.8%	\$485,221,498	4.4%
Other Services (except Public Administration)	9,406	3.3%	\$268,007,420	2.4%
Public Administration	10,081	3.6%	\$573,947,570	5.2%
TOTAL	281,821		\$11,048,208,759	

DISTRICT EMPLOYMENT	
Age 29 or younger	
Total	Rank
65,011	13
Age 30-54	
Total	Rank
140,001	14
Age 55+	
Total	Rank
76,809	11

Ohio's local radio & television stations

Serving Ohio communities



Ohio Association of Broadcasters
17 South High Street, Suite 1010
Columbus Ohio 43215

614.228.4052
www.oab.org

OFFICERS

THOM MANDEL, CHAIR
President & General Manager
Rubber City Radio Group, Akron & Cleveland

BRIAN LORENZEN, VICE CHAIR
President & General Manager
WTOL-TV, Toledo

**EDDIE HARRELL JR.,
SECRETARY-TREASURER**
Regional Vice President
Radio One, Cleveland, Columbus, Cincinnati

STAFF

CHRISTINE MERRITT
President

ANDY HARTZELL
Director of Marketing and Communications

MARIAH WEST
Marketing and Communications Specialist

SEAN DUNN & JIMMY WOLF
Sean P. Dunn & Associates
OAB Public Policy Consultant

INNOVATIVE / CONNECTED / COMPREHENSIVE



Heather Renée Adams



Lewis Adkins, Jr.



Jason Dodson



Julianna Moyer



Doug Spiker



Sherri Warner

ROETZEL A Strategic Partner of the OMA

Helping clients navigate an increasingly regulatory world.

- Innovative solutions to immediate business issues.
- Strategic services in federal, state, and local lobbying, government relations, election law, and campaign finance.
- Bipartisan government affairs, regulatory compliance, labor and employment, and general legal counsel.

To learn more about how Roetzel can help you reach your goals,
call 614.463.9770 or visit ralaw.com.



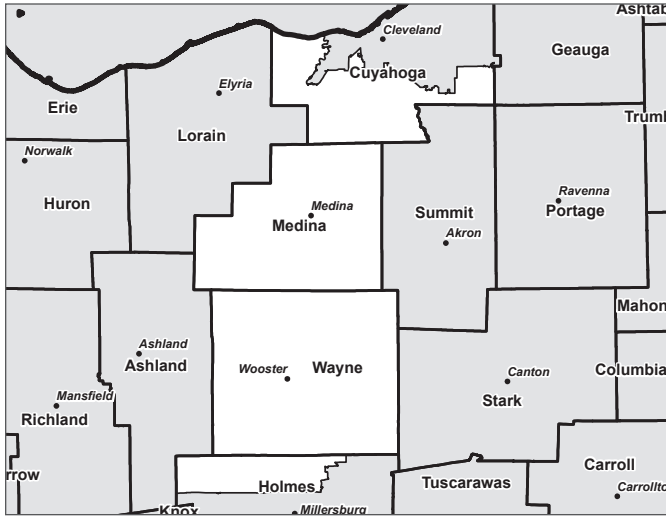
7

SEVENTH CONGRESSIONAL DISTRICT



CONGRESSIONAL

District Map:



Candidates:

MATTHEW DIEMER (D-Streetsboro)

- **Social Media:**
- **Occupation:** Small Business Owner
- **Education:** B.A. Political Science, University of Hawaii
- **Campaign Committee:** Diemer for Congress, 545 E. Town St., Columbus, OH 43215
- **Website:** diemerforcongress.com

MAX MILLER (R-Rocky River)

- **Social Media:** @MaxMillerOH
- **Occupation:** Aide to President Donald Trump
- **Education:** Bachelor's, Cleveland State University
- **Memberships:** U.S. Holocaust Memorial Council
- **Campaign Committee:** Max Miller for Congress, 19525 Hilliard Blvd., #16010, Rocky River, OH 44116
- **Website:** votemaxmiller.com

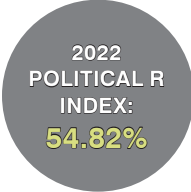
Political Landscape:

2018 Gubernatorial Results:

Mike DeWine (R)	53.23%
Richard Cordray (D)	46.77%

2020 Presidential Results:

Joe Biden (D)	45.33%
Donald Trump (R)	54.67%



Economic Profile:

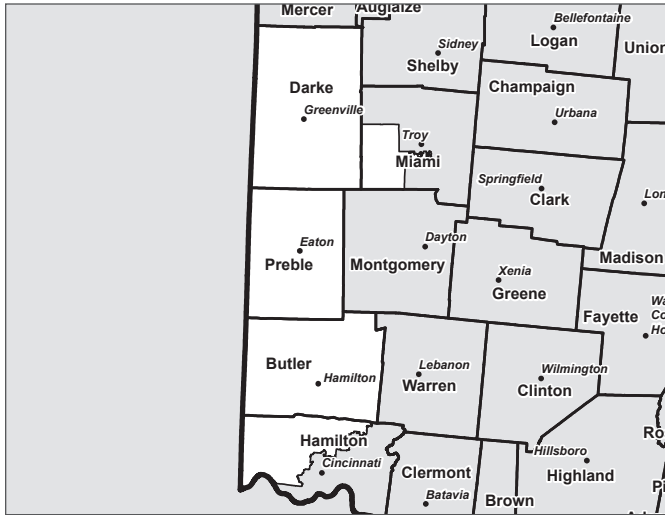
See pages 188 & 189 for comparative demographic data.

INDUSTRIES	Employment		Wages	
	# of Jobs	%	\$	%
Natural Resources & Mining	1,386	0.4%	\$136,725,511	0.7%
Construction	18,681	4.7%	\$47,153,068	0.2%
Manufacturing	53,898	13.6%	\$1,154,388,722	5.6%
Trade, Transportation, & Utilities	85,669	21.7%	\$7,108,892,979	34.3%
Information	8,855	2.2%	\$519,365,069	2.5%
Financial Activities	22,324	5.6%	\$1,700,356,947	8.2%
Professional & Business Services	65,670	16.6%	\$4,073,436,429	19.7%
Education & Health Services	78,128	19.8%	\$3,982,322,996	19.2%
Leisure & Hospitality	40,005	10.1%	\$957,610,810	4.6%
Other Services (except Public Administration)	11,660	3.0%	\$418,271,317	2.0%
Public Administration	8,877	2.2%	\$622,898,889	3.0%
TOTAL	395,153		\$20,721,422,794	

DISTRICT EMPLOYMENT	
Age 29 or younger	
Total	Rank
94,734	5
Age 30-54	
Total	Rank
198,726	12
Age 55+	
Total	Rank
101,693	3



District Map:



Candidates:

WARREN DAVIDSON (R-Troy) ★

- **Social Media:** [Facebook](#) [Twitter](#) @Vote_Davidson
- **Occupation:** U.S. Army; Business Owner
- **Education:** Bachelor's, West Point; M.B.A., Notre Dame
- **Campaign Committee:** Davidson for Congress, P.O. Box 518, Troy, OH 45373
- **Website:** davidsonforcongress.com

VANESSA ENOCH (D-West Chester)

- **Social Media:** [Facebook](#) [YouTube](#) [Twitter](#) @DrVENoch
- **Occupation:** Business Owner; University Administrator
- **Education:** Bachelor's, Ohio State University; Master's, Xavier University
- **Campaign Committee:** Committee to Elect Enoch, 8172 Misty Shore Dr., West Chester, OH 45069
- **Website:** enochforcongress.com

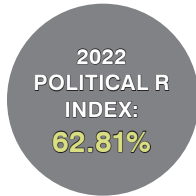
Political Landscape:

2018 Gubernatorial Results:

Mike DeWine (R)	61.85%
Richard Cordray (D)	38.15%

2020 Presidential Results:

Joe Biden (D)	38.82%
Donald Trump (R)	61.18%



Economic Profile:

See pages 188 & 189 for comparative demographic data.

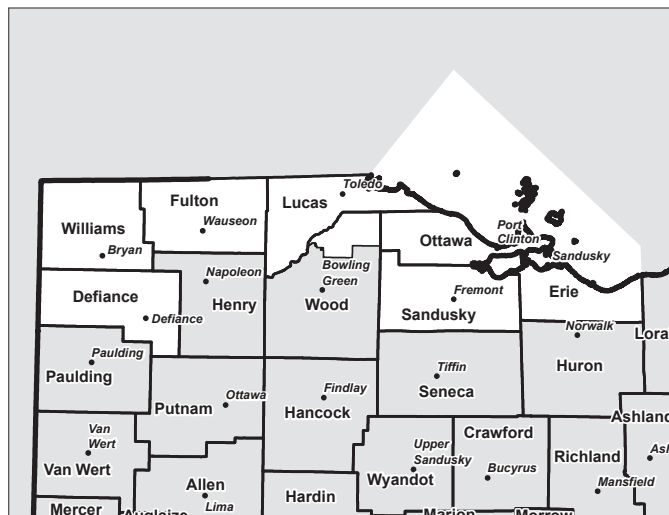
INDUSTRIES	Employment		Wages	
	# of Jobs	%	\$	%
Natural Resources & Mining	1,202	0.4%	\$12,643,302	0.1%
Construction	19,485	6.0%	\$49,893,983	0.3%
Manufacturing	47,597	14.7%	\$1,138,749,732	7.2%
Trade, Transportation, & Utilities	78,159	24.2%	\$7,146,665,410	45.0%
Information	2,531	0.8%	\$142,619,021	0.9%
Financial Activities	15,709	4.9%	\$1,263,453,401	8.0%
Professional & Business Services	37,130	11.5%	\$2,049,314,275	12.9%
Education & Health Services	69,402	21.5%	\$2,580,676,095	16.3%
Leisure & Hospitality	35,932	11.1%	\$762,364,876	4.8%
Other Services (except Public Administration)	10,024	3.1%	\$348,764,692	2.2%
Public Administration	6,170	1.9%	\$378,678,574	2.4%
TOTAL	323,341		\$15,873,823,444	

DISTRICT EMPLOYMENT	
Age 29 or younger	
Total	Rank
79,229	3
Age 30-54	
Total	Rank
165,621	9
Age 55+	
Total	Rank
78,491	9



CONGRESSIONAL

District Map:



Political Landscape:

2018 Gubernatorial Results:

Mike DeWine (R)	47.98%
Richard Cordray (D)	52.02%

2020 Presidential Results:

Joe Biden (D)	48.52%
Donald Trump (R)	51.48%



Candidates:

MARCY KAPTUR (D-Toledo) ★

- **Social Media:** [f](#) [@](#) [@Marcy_Kaptur](#)
- **Occupation:** Congresswoman
- **Experience:** Assistant Director for Urban Affairs, Carter White House; City and Regional Planner for Toledo
- **Education:** B.A. History, University of Wisconsin; M.A. Urban Planning, University of Michigan
- **Memberships:** Little Flower Roman Catholic Church; Jobs & Fair Trade Caucus; Auto Caucus; Competitiveness Caucus; Ukrainian Caucus; China Trade Caucus; NAACP Lifetime Member; AFSCME; AAUW; American Planning Association and American Institute of Certified Planners; Gund Foundation; National Center for Urban Ethnic Affairs; Polish American Historical Association; Polish Museum; University of Michigan Urban Planning Alumni; Urban League
- **Campaign Committee:** Kaptur for Congress, P.O. Box 899, Toledo, OH 43697
- **Website:** marcykaptur.com

J.R. MAJEWSKI (R-Port Clinton)

- **Social Media:** [f](#) [@](#) [@JRMajewski](#)
- **Occupation:** Executive in nuclear industry
- **Education:** B.S. Business; M.S. Management
- **Campaign Committee:** J.R. Majewski for Congress, 3055 W. Elmore Rd., Port Clinton, OH 43452
- **Website:** jrmajewski4congress.com

Economic Profile:

See pages 188 & 189 for comparative demographic data.

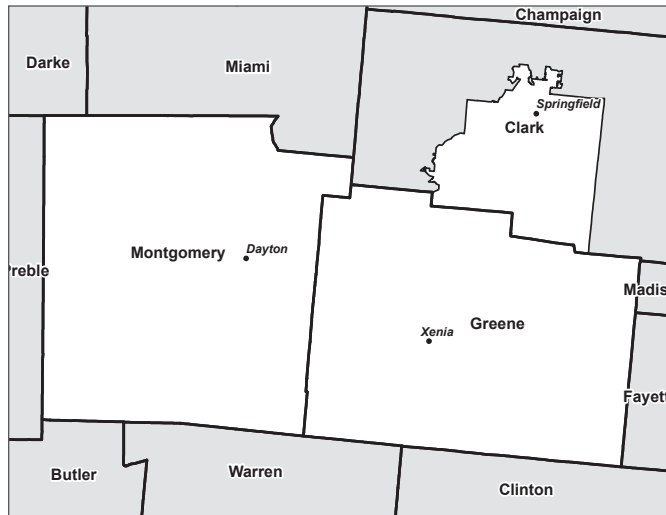
INDUSTRIES	Employment		Wages	
	# of Jobs	%	\$	%
Natural Resources & Mining	2,055	0.5%	\$44,486,209	0.3%
Construction	17,573	4.7%	\$79,819,158	0.5%
Manufacturing	69,539	18.6%	\$1,357,138,652	8.3%
Trade, Transportation, & Utilities	68,304	18.3%	\$6,684,497,484	40.7%
Information	4,204	1.1%	\$225,012,166	1.4%
Financial Activities	11,935	3.2%	\$737,509,881	4.5%
Professional & Business Services	41,850	11.2%	\$2,031,262,075	12.4%
Education & Health Services	92,831	24.8%	\$3,403,578,145	20.7%
Leisure & Hospitality	43,280	11.6%	\$852,951,404	5.2%
Other Services (except Public Administration)	11,704	3.1%	\$336,450,291	2.1%
Public Administration	10,601	2.8%	\$654,162,119	4.0%
TOTAL	373,876		\$16,406,867,657	

DISTRICT EMPLOYMENT

Age 29 or younger	
Total	Rank
89,327	7
Age 30-54	
Total	Rank
191,512	8
Age 55+	
Total	Rank
93,037	7



District Map:



Candidates:

MIKE TURNER (R-Dayton) ★

- **Social Media:** [f](#) [v](#) [t](#) @MikeTurnerOH
- **Occupation:** Attorney; Congressman
- **Experience:** Mayor of Dayton; President, JMD Development; Corporate Council, MTC International
- **Education:** B.A., Ohio Northern University; J.D., Caster Wester University; M.B.A., University of Dayton
- **Campaign Committee:** Citizens for Turner, 120 W. 2nd St., Ste. 1510, Dayton, OH 45402
- **Website:** miketurner.com

DAVID ESRATI (D-Dayton)

- **Social Media:** [f](#) [t](#) @esrati
- **Occupation:** Business Owner
- **Experience:** Owner, The Next Wave Marketing Innovation
- **Education:** B.S.B. Marketing, Wright State University
- **Campaign Committee:** Elect Esrati V2.0, 100 Bonner St., Dayton, OH 45410
- **Website:** electesrati.com

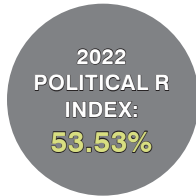
Political Landscape:

2018 Gubernatorial Results:

Mike DeWine (R)	53.29%
Richard Cordray (D)	46.71%

2020 Presidential Results:

Joe Biden (D)	48.21%
Donald Trump (R)	51.79%



Economic Profile:

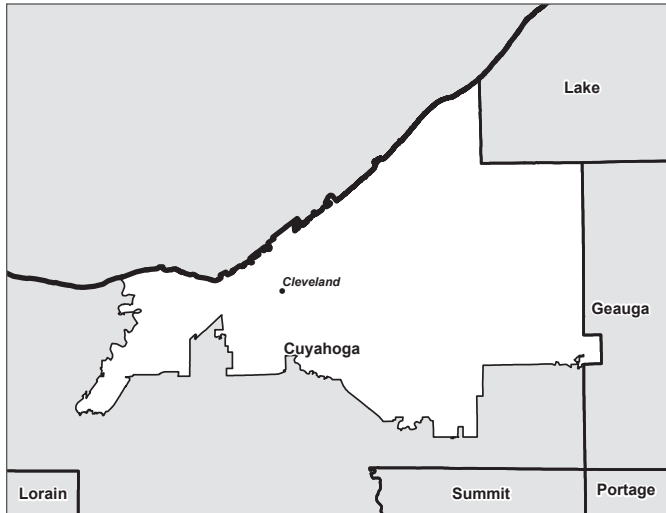
See pages 188 & 189 for comparative demographic data.

INDUSTRIES	Employment		Wages	
	# of Jobs	%	\$	%
Natural Resources & Mining	777	0.2%	\$43,925,844	0.2%
Construction	12,376	3.5%	\$61,148,667	0.3%
Manufacturing	35,910	10.0%	\$702,743,379	3.9%
Trade, Transportation, & Utilities	65,004	18.2%	\$4,432,849,325	24.6%
Information	9,000	2.5%	\$526,311,769	2.9%
Financial Activities	18,770	5.2%	\$1,166,304,849	6.5%
Professional & Business Services	53,699	15.0%	\$3,037,129,501	16.8%
Education & Health Services	103,216	28.8%	\$5,081,263,397	28.2%
Leisure & Hospitality	39,364	11.0%	\$727,547,242	4.0%
Other Services (except Public Administration)	9,820	2.7%	\$314,392,780	1.7%
Public Administration	10,055	2.8%	\$1,944,281,111	10.8%
TOTAL	357,991		\$18,037,897,948	

DISTRICT EMPLOYMENT	
Age 29 or younger	
Total	Rank
83,998	12
Age 30-54	
Total	Rank
184,242	7
Age 55+	
Total	Rank
89,751	8



District Map:



Candidates:

SHONTEL BROWN (D-Warrensville Heights) ★

- **Social Media:** Facebook, Instagram, Twitter @ShontelMBrown
- **Occupation:** Congresswoman
- **Experience:** Warrensville Heights City Council; Cuyahoga County Council; Owner, Diversified Digital Solutions; Director of Sales, Hotcards.com; Senior Account Manager, Radio One
- **Education:** A.S. Business Management, Cuyahoga Community College; B.S. Organizational Management, Wilberforce University
- **Campaign Committee:** Shontel Brown for Congress, P.O. Box 221232, Beachwood, OH 44122
- **Website:** shontelbrown.com

ERIC BREWER (R-Cleveland)

- **Social Media:** Facebook
- **Occupation:** Journalist
- **Experience:** East Cleveland Mayor; Owner, Media America
- **Education:** San Antonio College
- **Campaign Committee:** Brewer in Congress, 3537 E. 151st, Cleveland, OH 44120

Political Landscape:

2018 Gubernatorial Results:

Mike DeWine (R)	19.99%
Richard Cordray (D)	80.01%

2020 Presidential Results:

Joe Biden (D)	79.10%
Donald Trump (R)	20.90%



Economic Profile:

See pages 188 & 189 for comparative demographic data.

INDUSTRIES	Employment		Wages	
	# of Jobs	%	\$	%
Natural Resources & Mining	400	0.1%	\$28,898,653	0.1%
Construction	11,603	2.5%	\$123,045,609	0.5%
Manufacturing	40,476	8.8%	\$751,656,969	2.8%
Trade, Transportation, & Utilities	69,692	15.2%	\$5,797,588,637	21.4%
Information	6,610	1.4%	\$404,209,310	1.5%
Financial Activities	37,426	8.1%	\$3,036,590,772	11.2%
Professional & Business Services	76,921	16.7%	\$5,578,517,984	20.6%
Education & Health Services	137,634	29.9%	\$7,904,911,855	29.2%
Leisure & Hospitality	46,065	10.0%	\$1,380,794,961	5.1%
Other Services (except Public Administration)	13,783	3.0%	\$511,432,975	1.9%
Public Administration	19,044	4.1%	\$1,553,382,942	5.7%
TOTAL	459,654		\$27,071,030,723	

DISTRICT EMPLOYMENT

Age 29 or younger	
Total	Rank
95,974	15
Age 30-54	
Total	Rank
245,281	4
Age 55+	
Total	Rank
118,399	1



Phillips
TUBE GROUP

phillipstube.com



American Made

American Values

The Strength of American Steel

**Manufacturer of precision welded steel tube for the
HVAC, Appliance, Auto, Construction, Logistics & RV Industries.**

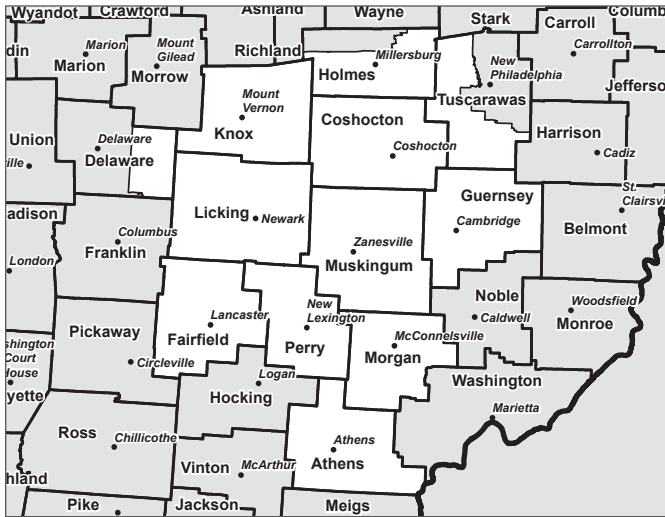
12 TWELFTH

CONGRESSIONAL DISTRICT



CONGRESSIONAL

District Map:



Candidates:

TROY BALDERSON (R-Zanesville) ★

- **Social Media:** [f](#) [t](#) @Troy_Balderson
- **Occupation:** Congressman
- **Experience:** Farmer
- **Education:** Muskingham College; Ohio State University
- **Memberships:** Ohio Commodores Association; Cattleman's Association; Muskingum County Farm Bureau; Ohio Township Association; Ohio Sportsman's Caucus; Ohio Broadband and Technology Caucus; Energy Supply Task Force; National Conference of State Legislators
- **Campaign Committee:** Balderson for Congress, 4679 Winterset Dr., Columbus, OH 43220
- **Website:** baldersonforcongress.com

AMY RIPPEL-ELTON (D-Newark)

- **Social Media:** [f](#) @
- **Occupation:** Candidate
- **Experience:** Restaurants; Truck Driver
- **Campaign Committee:** Rippel-Elton Round Table, 568 N. 21st St., Newark, OH 43055
- **Website:** arippelmakeschange.com

Political Landscape:

2018 Gubernatorial Results:

Mike DeWine (R)	62.04%
Richard Cordray (D)	37.96%

2020 Presidential Results:

Joe Biden (D)	34.34%
Donald Trump (R)	65.66%



Economic Profile:

See pages 188 & 189 for comparative demographic data.

INDUSTRIES	Employment		Wages	
	# of Jobs	%	\$	%
Natural Resources & Mining	4,909	1.9%	\$182,762,414	1.7%
Construction	13,708	5.4%	\$126,771,651	1.2%
Manufacturing	37,816	14.8%	\$748,662,837	7.1%
Trade, Transportation, & Utilities	52,745	20.7%	\$3,836,081,542	36.3%
Information	2,501	1.0%	\$87,709,510	0.8%
Financial Activities	9,404	3.7%	\$510,504,080	4.8%
Professional & Business Services	21,844	8.6%	\$989,357,042	9.4%
Education & Health Services	68,438	26.8%	\$2,593,850,000	24.6%
Leisure & Hospitality	28,247	11.1%	\$474,168,157	4.5%
Other Services (except Public Administration)	7,561	3.0%	\$260,283,274	2.5%
Public Administration	8,113	3.2%	\$745,219,901	7.1%
TOTAL	255,286		\$10,555,370,515	

DISTRICT EMPLOYMENT	
Age 29 or younger	
Total	Rank
66,721	1
Age 30-54	
Total	Rank
128,830	11
Age 55+	
Total	Rank
59,735	14

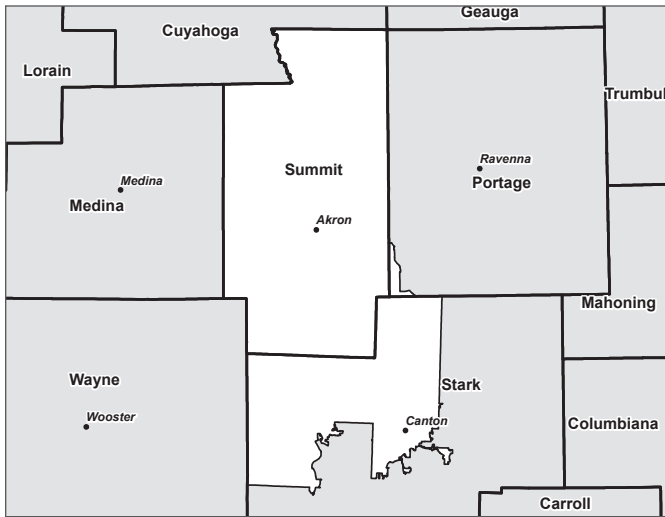


THIRTEENTH 13

CONGRESSIONAL DISTRICT

CONGRESSIONAL

District Map:



Candidates:

EMILIA SYKES (D-Akron)

- **Social Media:** Facebook, Instagram, Twitter @EmiliaSykesOH
- **Occupation:** State Representative
- **Experience:** Administrative Staff Advisor, Summit County Fiscal Office; Community Legal Services; Law Clerk, U.S. Bankruptcy Court, Northern District of Georgia
- **Education:** B.A. Psychology, Kent State University; J.D. and M.P.H., University of Florida
- **Campaign Committee:** Emilia Sykes for Congress, 545 E. Town St., Columbus, OH 43215
- **Website:** emiliasykesforcongress.com

MADISON GESIOTTO GILBERT (R-North Canton)

- **Social Media:** Facebook, YouTube, Instagram @madisongesiotto
- **Occupation:** Attorney
- **Experience:** Author; Political Commentator
- **Education:** B.A. Political Science, Ohio State University; J.D., Ohio State University
- **Campaign Committee:** Madison for Congress, 645 Howe Ave., #1002, Cuyahoga Falls, OH 44221
- **Website:** madisongesiottogilbert.com

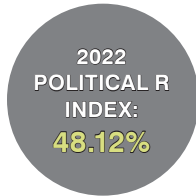
Political Landscape:

2018 Gubernatorial Results:

Mike DeWine (R)	46.16%
Richard Cordray (D)	53.84%

2020 Presidential Results:

Joe Biden (D)	51.43%
Donald Trump (R)	48.57%



Economic Profile:

See pages 188 & 189 for comparative demographic data.

INDUSTRIES	Employment		Wages	
	# of Jobs	%	\$	%
Natural Resources & Mining	656	0.2%	\$28,915,039	0.2%
Construction	17,145	4.4%	\$126,414,649	0.7%
Manufacturing	45,743	11.6%	\$1,067,122,273	5.9%
Trade, Transportation, & Utilities	77,943	19.8%	\$5,635,794,286	31.0%
Information	6,665	1.7%	\$380,630,852	2.1%
Financial Activities	18,428	4.7%	\$1,207,751,630	6.6%
Professional & Business Services	59,301	15.1%	\$3,582,855,954	19.7%
Education & Health Services	103,473	26.3%	\$4,476,244,039	24.6%
Leisure & Hospitality	41,113	10.5%	\$717,734,226	4.0%
Other Services (except Public Administration)	12,598	3.2%	\$376,132,152	2.1%
Public Administration	9,922	2.5%	\$564,563,882	3.1%
TOTAL	392,987		\$18,164,159,057	

DISTRICT EMPLOYMENT	
Age 29 or younger	
Total	Rank
93,425	11
Age 30-54	
Total	Rank
200,318	10
Age 55+	
Total	Rank
99,244	4

14

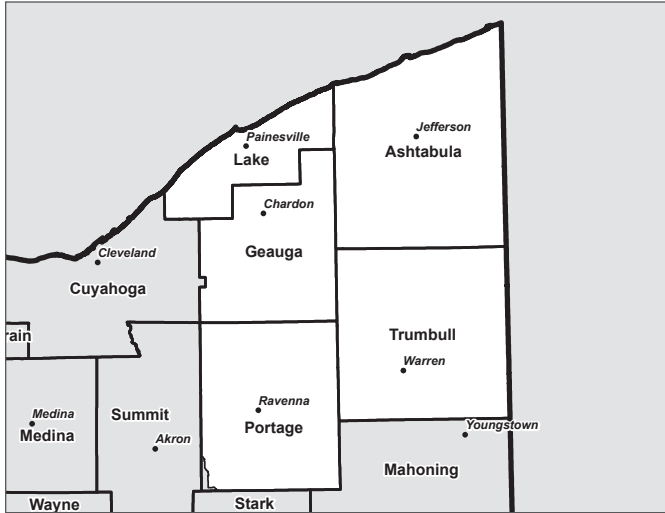
FOURTEENTH

CONGRESSIONAL DISTRICT



CONGRESSIONAL

District Map:



Candidates:

DAVID JOYCE (R-Chagrin Falls) ★

- **Social Media:** Facebook YouTube @DaveJoyceOH14
- **Occupation:** Congressman
- **Experience:** Geauga County Prosecutor; Small Business Owner
- **Education:** B.S., J.D., University of Dayton
- **Campaign Committee:** Friends of Dave Joyce, 9856 Archer Ln., Dublin, OH 43017
- **Website:** joyceforcongress.com

MATT KILBOY (D-Deerfield)

- **Social Media:** Facebook @mattkilboy
- **Occupation:** Nurse; Health Care Consultant
- **Experience:** CEO, Kilboy Consulting Group; Program Analyst, Defense Health Agency; Program Specialist, U.S. Department of Veterans Affairs; Project Manager, U.S. Department of Defense; Clinical Operations Manager, MedStar Health
- **Education:** B.S. Athletic Training, Kent State University; M.Ed., North Carolina State University; B.S. Nursing, Kent State University; Master's Public Administration, Kent State University; Doctor of Nursing Practice, Ohio State University
- **Campaign Committee:** Matt Kilboy for Congress, 2271 Mahoning Rd., Deerfield, OH 44411
- **Website:** kilboy4ohio.com

Political Landscape:

2018 Gubernatorial Results:

Mike DeWine (R)	53.21%
Richard Cordray (D)	46.79%

2020 Presidential Results:

Joe Biden (D)	42.43%
Donald Trump (R)	57.57%



Economic Profile:

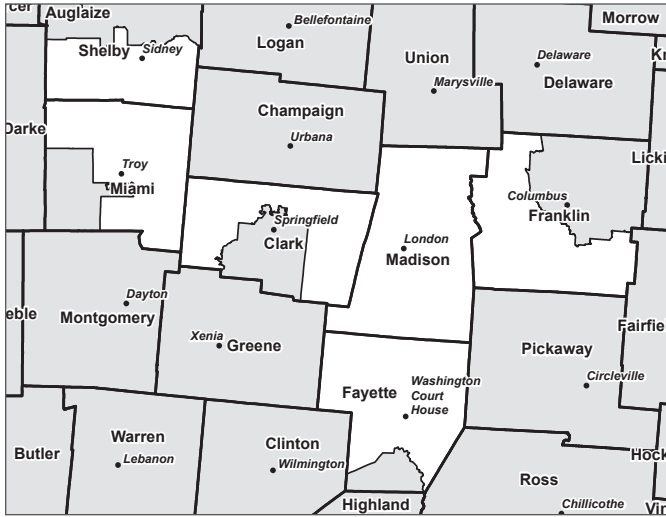
See pages 188 & 189 for comparative demographic data.

INDUSTRIES	Employment		Wages	
	# of Jobs	%	\$	%
Natural Resources & Mining	2,036	0.7%	\$75,697,634	0.7%
Construction	13,034	4.6%	\$153,188,254	1.3%
Manufacturing	55,583	19.7%	\$692,536,671	6.0%
Trade, Transportation, & Utilities	54,798	19.5%	\$5,493,964,323	47.3%
Information	2,757	1.0%	\$129,057,224	1.1%
Financial Activities	6,950	2.5%	\$384,444,774	3.3%
Professional & Business Services	25,902	9.2%	\$1,236,654,552	10.6%
Education & Health Services	71,614	25.4%	\$2,197,202,769	18.9%
Leisure & Hospitality	30,415	10.8%	\$511,905,709	4.4%
Other Services (except Public Administration)	9,124	3.2%	\$254,790,764	2.2%
Public Administration	9,460	3.4%	\$485,041,103	4.2%
TOTAL	281,673		\$11,614,483,885	

DISTRICT EMPLOYMENT	
Age 29 or younger	
Total	Rank
67,167	9
Age 30-54	
Total	Rank
139,015	15
Age 55+	
Total	Rank
75,491	13



District Map:



Candidates:

MIKE CAREY (R-Columbus) ★

- **Social Media:** Facebook, Instagram, YouTube, Twitter @MikeCareyOH15
- **Occupation:** Congressman
- **Experience:** Vice President of Government Affairs, American Consolidated Natural Resources; President, Board Chairman, Ohio Coal Association; Vice President of Government Affairs, Murray Energy; President, American Council for Affordable and Reliable Energy; Principal, Move Ohio; Congressional Staff Member; Ohio Senate Staff Member
- **Campaign Committee:** Carey for Congress, P.O. Box 16032, Columbus, OH 43216

GARY JOSEPHSON (D-Columbus)

- **Social Media:** Facebook, Instagram
- **Occupation:** Preschool Teacher; Student
- **Experience:** Research Interviewer; Real Estate Appraiser; President, CWA Local #4501
- **Education:** B.S. Business, B.A. English, Ohio State University
- **Campaign Committee:** Josephson for Congress, 93 E. Riverglen Dr., Worthington, OH 43085

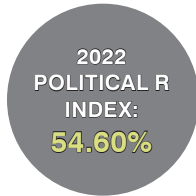
Political Landscape:

2018 Gubernatorial Results:

Mike DeWine (R)	52.06%
Richard Cordray (D)	47.94%

2020 Presidential Results:

Joe Biden (D)	46.56%
Donald Trump (R)	53.44%



Economic Profile:

See pages 188 & 189 for comparative demographic data.

INDUSTRIES	Employment		Wages	
	# of Jobs	%	\$	%
Natural Resources & Mining	1,391	0.3%	\$61,708,785	0.3%
Construction	17,008	4.0%	\$431,538,233	1.9%
Manufacturing	47,536	11.1%	\$1,875,354,184	8.2%
Trade, Transportation, & Utilities	108,334	25.4%	\$6,824,953,089	30.0%
Information	8,467	2.0%	\$547,706,075	2.4%
Financial Activities	29,663	6.9%	\$2,128,223,205	9.3%
Professional & Business Services	71,798	16.8%	\$4,310,169,598	18.9%
Education & Health Services	66,531	15.6%	\$2,392,441,230	10.5%
Leisure & Hospitality	38,626	9.0%	\$889,018,224	3.9%
Other Services (except Public Administration)	13,881	3.3%	\$742,025,806	3.3%
Public Administration	23,828	5.6%	\$2,579,513,994	11.3%
TOTAL	427,063		\$22,782,652,462	

DISTRICT EMPLOYMENT	
Age 29 or younger	
Total	Rank
101,987	8
Age 30-54	
Total	Rank
230,515	2
Age 55+	
Total	Rank
94,561	6

With offices in Columbus and Cleveland, Lesic & Camper offers communications services that focus on the *public affairs* and *media relations needs* of local, state and national clients.



Managing Issues,
Messages and
Relationships to
Achieve Your Goals

Speed and agility, a deep knowledge of Ohio and a strategic approach are hallmarks of the experienced team at Lesic & Camper Communications.

172 East State Street, Suite 410 • Columbus, Ohio 43215
(614) 224-0658

812 Huron Road, Suite 260 • Cleveland, Ohio 44115
(216) 696-7686

www.lesiccamper.com



**Wholesale Beer & Wine
Association of Ohio**

37 West Broad Street, Suite 1170
Columbus, Ohio 43215
Phone: (614) 224-3500
1-800-282-7639
Fax: (614) 224-1348

www.wbwao.org



Dave Raber,
General Counsel



Jacob C. Evans,
Counsel for
Legislative Affairs



Tim Bechtold,
Counsel for
Regulatory Affairs

2022 OHIO SENATE RACES



The Ohio Senate is comprised of 33 members who serve four-year terms. Senate districts are determined on the basis of population and are comprised of three contiguous Ohio House districts. Every 10 years, following the federal census, the total population of the state is divided by 33 to arrive at the target population for each district. For the current General Assembly, based on the 2020 U.S. Census, the target population for each Ohio Senate district is 357,559.

The terms of senators are staggered so that approximately half the membership is elected every two years. Senators representing even-numbered districts are elected in years evenly divisible by four. Senators from odd-numbered districts are elected in the intervening even-numbered years. Under Ohio's term limits, senators are limited to two four-year terms.

Seventeen of the Senate's 33 seats—the odd-numbered districts—are up for election in 2022. (All 33 Senate districts are included in the *Ohio Election Guide* so that the maps, as well as the economic and demographic profiles, of all districts are available to study.)

Following the 2020 election, the chamber's Republican supermajority increased from 24-9 to 25-8. Republicans have been the Senate majority party since January 1985.

DISTRICT MAP

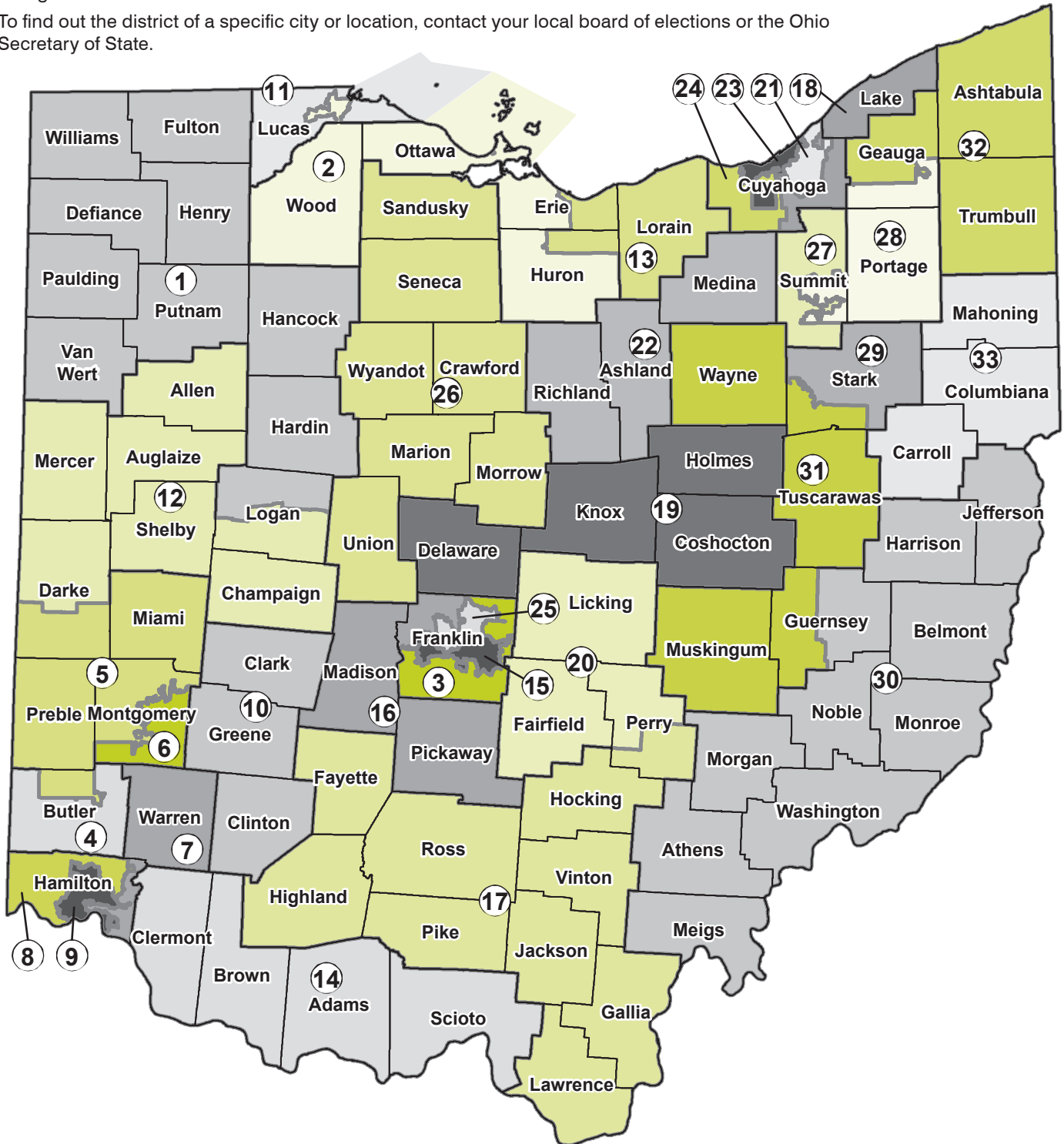
SENATE



This map depicts Ohio's new Senate districts based on the 2020 U.S. Census. This map is intended as a general reference to the location of the election districts that are valid for the 2022 elections.

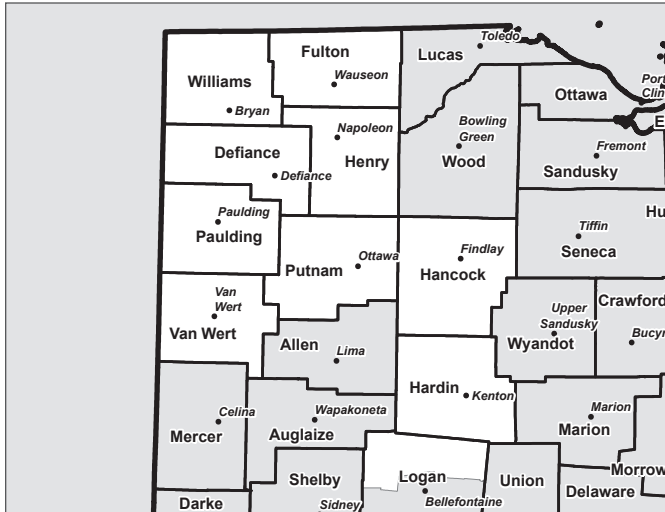
To find out the district of a specific city or location, contact your local board of elections or the Ohio Secretary of State.

SENATE



District Map:

Senate District 1 encompasses House Districts 81, 82, and 83.



Candidates:

ROBERT MCCOLLEY (R-Napoleon) ★

- **Social Media:** [f](#) [in](#) [v](#) @Rob_McColley
- **Occupation:** Attorney
- **Experience:** Clemens, Korhn, Liming & Warncke; State Representative; Economic Development Director, Henry County Community Improvement Corporation
- **Education:** B.S. Business Administration, Finance, Ohio State University; J.D., University of Toledo, College of Law
- **Campaign Committee:** Citizens for McColley, 15 Lemans Dr., Napoleon, OH 43545
- **Website:** mccolleyforohio.com

UNOPPOSED

DEMOCRATS SAY: No comment provided.

REPUBLICANS SAY: In a theme that will be repeated throughout this Ohio Election Guide, Democrats failed to file a candidate in this seat, guaranteeing Sen. Rob McColley will continue representing Northwest Ohio for the next four years.

Political Landscape:

2018 Gubernatorial Results:

Mike DeWine (R)	71.52%
Richard Cordray (D)	28.48%

2020 Presidential Results:

Joe Biden (D)	26.21%
Donald Trump (R)	73.79%



Economic Profile:

See pages 188 & 189 for comparative demographic data.

INDUSTRIES	Employment		Wages	
	# of Jobs	%	\$	%
Natural Resources & Mining	2,301	1.6%	\$11,346,963	0.2%
Construction	5,769	3.9%	\$38,410,908	0.6%
Manufacturing	43,741	29.9%	\$481,290,100	7.9%
Trade, Transportation, & Utilities	27,854	19.0%	\$3,215,493,481	53.1%
Information	1,165	0.8%	\$66,634,754	1.1%
Financial Activities	4,092	2.8%	\$196,332,091	3.2%
Professional & Business Services	10,256	7.0%	\$773,312,614	12.8%
Education & Health Services	31,192	21.3%	\$767,313,731	12.7%
Leisure & Hospitality	11,865	8.1%	\$199,045,806	3.3%
Other Services (except Public Administration)	4,466	3.0%	\$135,198,223	2.2%
Public Administration	3,734	2.5%	\$175,301,814	2.9%
TOTAL	146,435		\$6,059,680,485	

DISTRICT EMPLOYMENT	
Age 29 or younger	
Total	Rank
34,263	20
Age 30-54	
Total	Rank
74,369	22
Age 55+	
Total	Rank
37,803	8

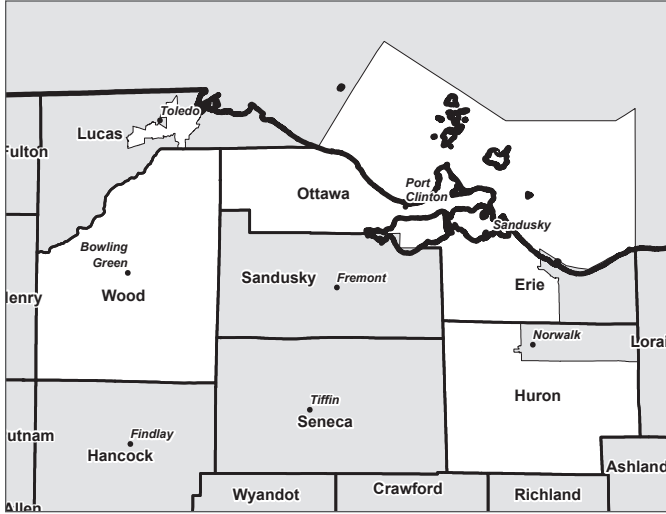
2

SECOND SENATE DISTRICT



District Map:

Senate District 2 encompasses House Districts 44, 75, and 89.



Candidates:

NO 2022 CONTEST; DISTRICT DATA ARE DISPLAYED FOR INFORMATIONAL PURPOSES.

SENATE

Political Landscape:

2018 Gubernatorial Results:

Mike DeWine (R)	47.02%
Richard Cordray (D)	52.98%

2020 Presidential Results:

Joe Biden (D)	48.66%
Donald Trump (R)	51.34%



Economic Profile:

INDUSTRIES	Employment		Wages	
	# of Jobs	%	\$	%
Natural Resources & Mining	1,325	0.8%	\$32,386,296	0.4%
Construction	8,971	5.3%	\$41,202,620	0.5%
Manufacturing	36,763	21.9%	\$626,691,369	8.1%
Trade, Transportation, & Utilities	29,845	17.7%	\$3,433,232,519	44.3%
Information	2,624	1.6%	\$133,434,382	1.7%
Financial Activities	4,121	2.4%	\$261,316,258	3.4%
Professional & Business Services	15,666	9.3%	\$808,045,343	10.4%
Education & Health Services	35,785	21.3%	\$1,303,142,885	16.8%
Leisure & Hospitality	19,799	11.8%	\$416,198,621	5.4%
Other Services (except Public Administration)	4,943	2.9%	\$155,160,692	2.0%
Public Administration	8,397	5.0%	\$541,680,985	7.0%
TOTAL	168,239		\$7,752,491,972	

DISTRICT EMPLOYMENT

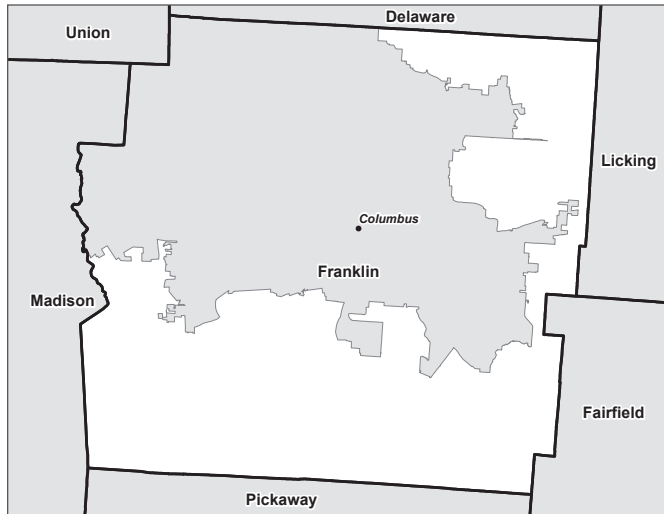
Age 29 or younger	
Total	Rank
39,656	18
Age 30-54	
Total	Rank
86,728	13
Age 55+	
Total	Rank
41,855	18

See pages 188 & 189 for comparative demographic data.



District Map:

Senate District 3 encompasses House Districts 4, 5, and 10.



Political Landscape:

2018 Gubernatorial Results:

Mike DeWine (R)	45.64%
Richard Cordray (D)	54.36%

2020 Presidential Results:

Joe Biden (D)	53.93%
Donald Trump (R)	46.07%



Candidates:

TINA MAHARATH (D-Canal Winchester) ★

- **Social Media:** Facebook, Instagram, Twitter @TinaMaharath
- **Occupation:** Legislator
- **Experience:** Workforce Analyst, JPMorgan Chase & Co.; Workforce Analyst, Alliance Data; IT Intern, Ohio House of Representatives; Intern, U.S. Senate
- **Education:** B.A. Political Science, Ohio University; M.A. Law, Justice & Culture, Ohio University
- **Campaign Committee:** Friends for Tina Maharath, 545 E. Town St., Columbus, OH 43215
- **Website:** tinamaharath.com

MICHELE REYNOLDS (R-Columbus)

- **Social Media:** Facebook, Instagram, Twitter @_Reynolds4US
- **Occupation:** Madison Township Trustee/Nonprofit Executive
- **Experience:** CEO, NISRE Inc.; President, Destiny Center; Director, Governor's Office of Faith Based and Community Initiatives
- **Education:** B.S. Criminal Justice, University of Cincinnati; M.A. Public Administration, University of Akron; JSM, Thomas Jefferson School of Law; Doctorate, Northcentral University
- **Campaign Committee:** Friends of Michele Reynolds, 865 Macon Alley, Columbus, OH 43206
- **Website:** michelereynolds.org

DEMOCRATS SAY: Sen. Maharath is the minority whip for the Ohio Senate Democratic Caucus and a key member of its leadership team. She is focused on supporting working families and mothers, most recently championing SB 314 to help alleviate impacts of the recent baby formula shortage.

REPUBLICANS SAY: Michele Reynolds is a small business owner, community leader, and a well-respected elected official in Franklin County. She will win back this seat that Republicans should have never lost in 2018 to give the Republican caucus its record 26th member in January.

SENATE

Economic Profile:

See pages 188 & 189 for comparative demographic data.

INDUSTRIES	Employment		Wages	
	# of Jobs	%	\$	%
Natural Resources & Mining	583	0.4%	\$33,332,481	0.4%
Construction	6,765	4.1%	\$93,471,264	1.1%
Manufacturing	12,921	7.8%	\$461,704,132	5.4%
Trade, Transportation, & Utilities	49,665	30.2%	\$3,243,176,424	37.7%
Information	3,519	2.1%	\$225,151,612	2.6%
Financial Activities	11,509	7.0%	\$851,495,396	9.9%
Professional & Business Services	28,034	17.0%	\$1,619,137,143	18.8%
Education & Health Services	28,880	17.5%	\$1,150,632,955	13.4%
Leisure & Hospitality	14,143	8.6%	\$317,498,586	3.7%
Other Services (except Public Administration)	4,186	2.5%	\$173,370,441	2.0%
Public Administration	4,442	2.7%	\$438,039,928	5.1%
TOTAL	164,647		\$8,607,010,364	

DISTRICT EMPLOYMENT

Age 29 or younger	
Total	Rank
42,475	3
Age 30-54	
Total	Rank
88,546	6
Age 55+	
Total	Rank
33,626	32

4

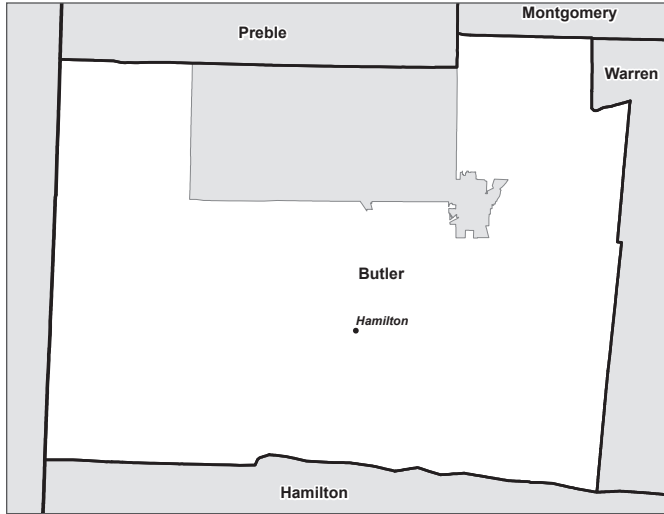
FOURTH

SENATE DISTRICT



District Map:

Senate District 4 encompasses House Districts 45, 46, and 47.



Candidates:

NO 2022 CONTEST; DISTRICT DATA ARE DISPLAYED FOR INFORMATIONAL PURPOSES.

SENATE

Political Landscape:

2018 Gubernatorial Results:

Mike DeWine (R)	62.16%
Richard Cordray (D)	37.84%

2020 Presidential Results:

Joe Biden (D)	38.78%
Donald Trump (R)	61.22%



Economic Profile:

See pages 188 & 189 for comparative demographic data.

INDUSTRIES	Employment		Wages	
	# of Jobs	%	\$	%
Natural Resources & Mining	170	0.1%	NA	NA
Construction	8,065	5.1%	\$29,627,651	0.4%
Manufacturing	24,412	15.3%	\$462,788,658	6.5%
Trade, Transportation, & Utilities	40,071	25.2%	\$3,537,497,904	49.4%
Information	1,269	0.8%	\$66,161,993	0.9%
Financial Activities	8,283	5.2%	\$672,926,014	9.4%
Professional & Business Services	17,461	11.0%	\$824,523,614	11.5%
Education & Health Services	34,061	21.4%	\$918,706,178	12.8%
Leisure & Hospitality	17,728	11.1%	\$309,754,116	4.3%
Other Services (except Public Administration)	4,604	2.9%	\$156,803,954	2.2%
Public Administration	3,118	2.0%	\$178,409,618	2.5%
TOTAL	159,242		\$7,157,199,700	

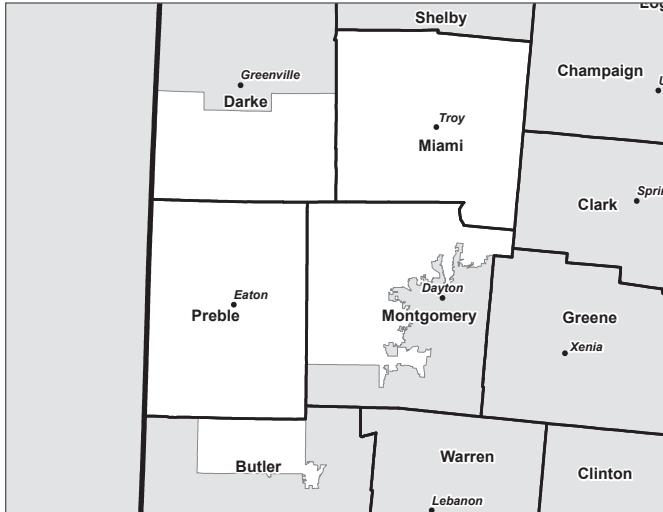
DISTRICT EMPLOYMENT

Age 29 or younger	
Total	Rank
39,223	10
Age 30-54	
Total	Rank
83,093	10
Age 55+	
Total	Rank
36,926	27



District Map:

Senate District 5 encompasses House Districts 39, 40, and 80.



Candidates:

STEPHEN HUFFMAN (R-Tipp City) ★

- **Social Media:** [Facebook](#) [Twitter](#) @SteveHuffmanOH
- **Occupation:** Physician
- **Education:** Bachelor's, University of Toledo; M.D, Medical College of Ohio, University of Toledo School of Medicine
- **Campaign Committee:** Steve Huffman for Ohio, 331 S. Market St., Troy, OH 45373
- **Website:** stevehuffmanohio.com

UNOPPOSED

DEMOCRATS SAY: No comment provided.

REPUBLICANS SAY: Democrats targeted Dr. Steve Huffman for defeat in 2018 and failed. Now, four years later, he returns to the Upper Chamber in 2022 running opposed.

SENATE

Political Landscape:

2018 Gubernatorial Results:

Mike DeWine (R)	62.76%
Richard Cordray (D)	37.24%

2020 Presidential Results:

Joe Biden (D)	35.83%
Donald Trump (R)	64.17%



Economic Profile:

See pages 188 & 189 for comparative demographic data.

INDUSTRIES	Employment		Wages	
	# of Jobs	%	\$	%
Natural Resources & Mining	525	0.4%	\$19,759,553	0.4%
Construction	6,620	5.2%	\$8,525,149	0.2%
Manufacturing	26,218	20.7%	\$358,133,816	6.9%
Trade, Transportation, & Utilities	30,047	23.7%	\$2,585,063,818	49.5%
Information	835	0.7%	\$38,495,326	0.7%
Financial Activities	2,968	2.3%	\$172,542,909	3.3%
Professional & Business Services	11,670	9.2%	\$387,242,163	7.4%
Education & Health Services	27,233	21.5%	\$1,127,364,062	21.6%
Leisure & Hospitality	13,512	10.7%	\$240,410,744	4.6%
Other Services (except Public Administration)	4,095	3.2%	\$122,114,397	2.3%
Public Administration	2,862	2.3%	\$160,167,667	3.1%
TOTAL	126,585		\$5,219,819,606	

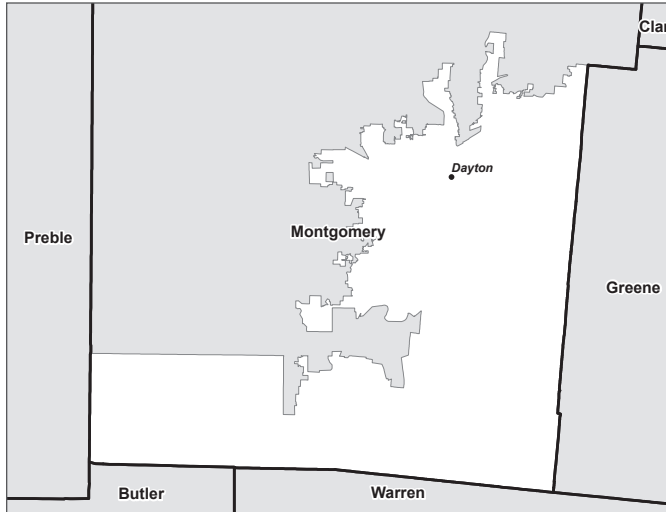
DISTRICT EMPLOYMENT

Age 29 or younger	
Total	Rank
30,829	13
Age 30-54	
Total	Rank
63,485	29
Age 55+	
Total	Rank
32,271	12



District Map:

Senate District 6 encompasses House Districts 36, 37, and 38.



Candidates:

NO 2022 CONTEST; DISTRICT DATA ARE DISPLAYED FOR INFORMATIONAL PURPOSES.

SENATE

Political Landscape:

2018 Gubernatorial Results:

Mike DeWine (R)	49.23%
Richard Cordray (D)	50.77%

2020 Presidential Results:

Joe Biden (D)	52.82%
Donald Trump (R)	47.18%



Economic Profile:

See pages 188 & 189 for comparative demographic data.

INDUSTRIES	Employment		Wages	
	# of Jobs	%	\$	%
Natural Resources & Mining	58	0.0%	\$5,438,402	0.1%
Construction	6,163	3.3%	\$54,051,054	0.6%
Manufacturing	18,024	9.7%	\$366,859,518	4.0%
Trade, Transportation, & Utilities	25,867	13.9%	\$2,037,729,568	22.1%
Information	7,436	4.0%	\$449,195,265	4.9%
Financial Activities	12,661	6.8%	\$817,308,743	8.9%
Professional & Business Services	28,094	15.1%	\$1,462,377,401	15.9%
Education & Health Services	59,655	32.1%	\$3,187,440,767	34.6%
Leisure & Hospitality	17,689	9.5%	\$336,220,951	3.7%
Other Services (except Public Administration)	4,674	2.5%	\$150,105,540	1.6%
Public Administration	5,789	3.1%	\$339,525,351	3.7%
TOTAL	186,110		\$9,206,252,560	

DISTRICT EMPLOYMENT

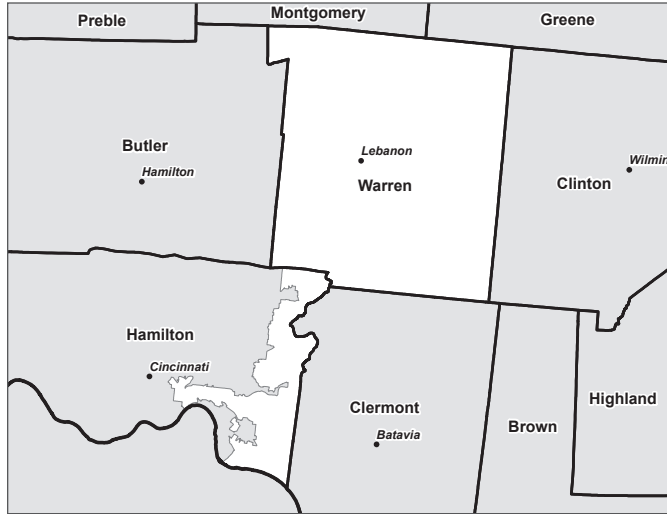
Age 29 or younger	
Total	Rank
40,441	32
Age 30-54	
Total	Rank
98,631	7
Age 55+	
Total	Rank
47,038	15

SEVENTH SENATE DISTRICT

7

District Map:

Senate District 7 encompasses House Districts 27, 55, and 56.



Political Landscape:

2018 Gubernatorial Results:

Mike DeWine (R)	60.82%
Richard Cordray (D)	39.18%

2020 Presidential Results:

Joe Biden (D)	42.55%
Donald Trump (R)	57.45%

2022
POLITICAL R
INDEX:
61.42%

Candidates:

STEVE WILSON (R-Maineville) ★

- **Social Media:**
- **Occupation:** Legislator
- **Experience:** CEO, Board of Directors, LCNB National Bank and LCNB Corp.; U.S. Navy
- **Education:** Bachelor's Finance, Banking, Miami University
- **Memberships:** Otterbein United Methodist Church
- **Campaign Committee:** Steve Wilson for Ohio, 102 E. Orchard Ave., Lebanon, OH 45036
- **Website:** stevewilsonforohio.com

DAVID DALLAS (D-Cincinnati)

- **Social Media:** @ddallas63_dd
- **Campaign Committee:** Dallas for State Senate, 3515 Heekin Ave., Cincinnati, OH 45208

DEMOCRATS SAY: David is a prior member of International Alliance of Theatrical Stage Employees Local 5 in Cincinnati. He is focused on protecting rights of workers and ensuring Ohioans have access to good paying jobs.

REPUBLICANS SAY: Senator Steve Wilson's conservative voting record earns him another term in 2022. Democrat David Dallas dons a fourth "D" in November: Defeated.

SENATE

Economic Profile:

See pages 188 & 189 for comparative demographic data.

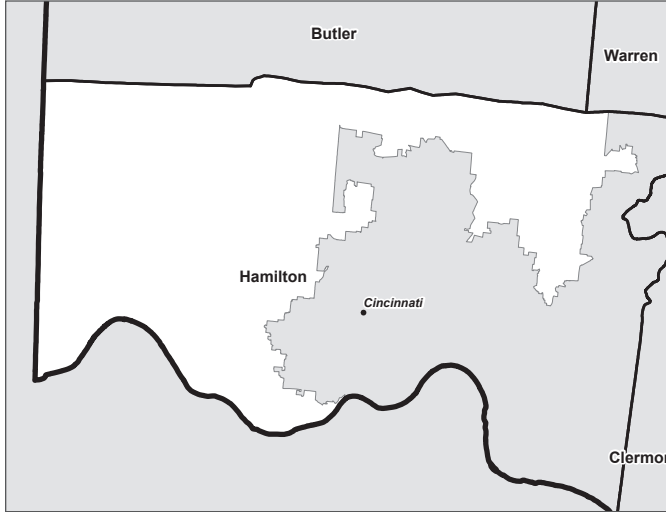
INDUSTRIES	Employment		Wages	
	# of Jobs	%	\$	%
Natural Resources & Mining	336	0.2%	\$12,625,379	0.2%
Construction	6,155	4.2%	\$15,100,829	0.2%
Manufacturing	15,180	10.2%	\$384,943,351	4.9%
Trade, Transportation, & Utilities	25,518	17.2%	\$2,147,962,419	27.4%
Information	1,467	1.0%	\$94,210,869	1.2%
Financial Activities	10,354	7.0%	\$797,448,979	10.2%
Professional & Business Services	25,427	17.2%	\$2,211,129,976	28.2%
Education & Health Services	34,845	23.5%	\$1,335,988,393	17.1%
Leisure & Hospitality	20,384	13.7%	\$458,281,573	5.9%
Other Services (except Public Administration)	5,296	3.6%	\$240,362,378	3.1%
Public Administration	3,293	2.2%	\$131,122,320	1.7%
TOTAL	148,255		\$7,829,176,465	

DISTRICT EMPLOYMENT	
Age 29 or younger Total	Rank
37,639	6
Age 30-54 Total	Rank
76,163	15
Age 55+ Total	Rank
34,453	26



District Map:

Senate District 8 encompasses House Districts 28, 29, and 30.



Candidates:

NO 2022 CONTEST; DISTRICT DATA ARE DISPLAYED FOR INFORMATIONAL PURPOSES.

SENATE

Political Landscape:

2018 Gubernatorial Results:

Mike DeWine (R)	59.22%
Richard Cordray (D)	40.78%

2020 Presidential Results:

Joe Biden (D)	43.79%
Donald Trump (R)	56.21%



Economic Profile:

See pages 188 & 189 for comparative demographic data.

INDUSTRIES	Employment		Wages	
	# of Jobs	%	\$	%
Natural Resources & Mining	267	0.1%	\$13,067,769	0.1%
Construction	11,869	5.4%	\$21,120,262	0.2%
Manufacturing	27,215	12.4%	\$734,487,312	5.7%
Trade, Transportation, & Utilities	44,383	20.3%	\$4,703,928,804	36.3%
Information	4,035	1.8%	\$261,497,546	2.0%
Financial Activities	13,917	6.4%	\$1,181,807,304	9.1%
Professional & Business Services	40,389	18.4%	\$2,611,680,902	20.1%
Education & Health Services	46,329	21.2%	\$2,466,416,732	19.0%
Leisure & Hospitality	21,537	9.8%	\$540,075,193	4.2%
Other Services (except Public Administration)	6,757	3.1%	\$263,768,299	2.0%
Public Administration	2,224	1.0%	\$172,269,424	1.3%
TOTAL	218,922		\$12,970,119,546	

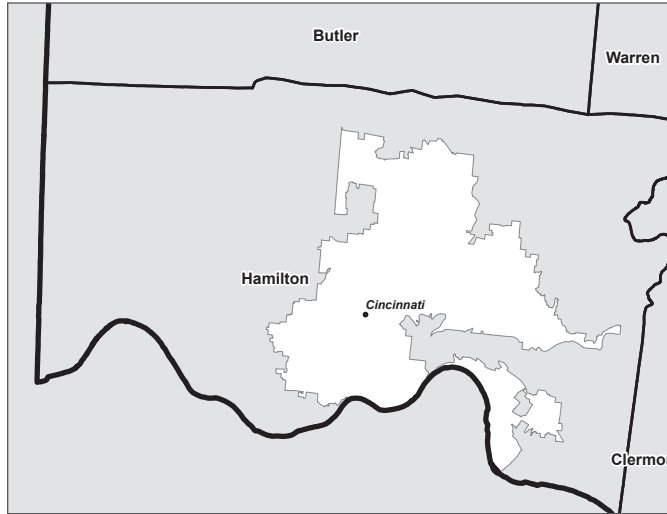
DISTRICT EMPLOYMENT

Age 29 or younger	
Total	Rank
51,583	19
Age 30-54	
Total	Rank
113,246	12
Age 55+	
Total	Rank
54,093	20



District Map:

Senate District 9 encompasses House Districts 24, 25, and 26.



Political Landscape:

2018 Gubernatorial Results:

Mike DeWine (R)	27.01%
Richard Cordray (D)	72.99%

2020 Presidential Results:

Joe Biden (D)	74.95%
Donald Trump (R)	25.05%



Candidates:

CATHERINE INGRAM (D-Cincinnati)

- **Social Media:** [f](#) [in](#) [v](#) @cingram32
- **Occupation:** Legislator/Consultant
- **Experience:** Instructor, Northern Kentucky University; Realtor
- **Education:** B.S. Business Administration and Management, University of Cincinnati; M.B.A. Marketing, University of Cincinnati
- **Memberships:** United Way/Community Chest; Leadership Cincinnati XX; Great Rivers Girl Scout Council; Greater Cincinnati Black Achiever Award Program; Mayerson Human Resource Academy; Cincinnati Recreation Commission
- **Campaign Committee:** Ingram for the People, 6571 Edwood Ave., Cincinnati, OH 45224
- **Website:** ingramforthepeople.com

ORLANDO SONZA JR. (R-Cincinnati)

- **Social Media:** [f](#) [in](#) [v](#) @OrlandoSonza
- **Occupation:** Attorney/CPA
- **Experience:** Frost Brown Todd; Intern, U.S. Department of Justice; Senior Tax Accountant
- **Education:** US Military Academy at West Point; Master's Taxation, University of Cincinnati; J.D., Georgetown Law
- **Campaign Committee:** Friends of Orlando Sonza, 433 Stonehearth Lane, Cincinnati, OH 45231
- **Website:** orlandosonza.com

DEMOCRATS SAY: State Rep. Ingram currently represents Ohio House District 32. She co-chairs the Ohio Black Maternal Health Caucus and is first vice president of the Ohio Legislative Black Caucus. She has introduced legislation to get more resources to her district as well as support workers and communities of color.

REPUBLICANS SAY: Can this rising star capitalize on Republican caucus support to capture this vulnerable seat in a Republican year?

Economic Profile:

INDUSTRIES	Employment		Wages	
	# of Jobs	%	\$	%
Natural Resources & Mining	157	0.1%	\$6,548,258	0.0%
Construction	10,398	4.0%	\$108,586,186	0.7%
Manufacturing	20,476	7.9%	\$643,457,668	3.9%
Trade, Transportation, & Utilities	33,487	12.9%	\$3,488,446,701	21.2%
Information	5,753	2.2%	\$372,836,526	2.3%
Financial Activities	21,950	8.4%	\$1,951,469,138	11.8%
Professional & Business Services	55,493	21.3%	\$4,577,471,545	27.8%
Education & Health Services	66,186	25.4%	\$3,422,453,231	20.8%
Leisure & Hospitality	29,976	11.5%	\$892,894,637	5.4%
Other Services (except Public Administration)	7,119	2.7%	\$277,899,440	1.7%
Public Administration	9,557	3.7%	\$740,278,276	4.5%
TOTAL	260,552		\$16,482,341,606	

DISTRICT EMPLOYMENT

Age 29 or younger	
Total	Rank
57,432	29
Age 30-54	
Total	Rank
141,788	3
Age 55+	
Total	Rank
61,332	24

See pages 188 & 189 for comparative demographic data.

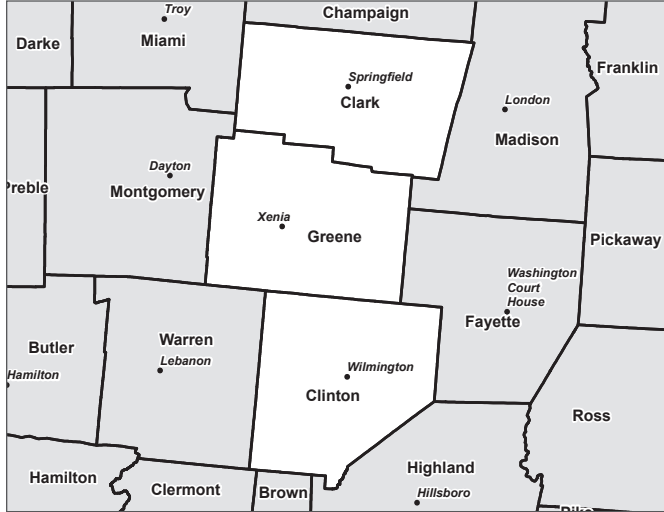
10 TENTH

SENATE DISTRICT



District Map:

Senate District 10 encompasses House Districts 70, 71, and 74.



Candidates:

NO 2022 CONTEST; DISTRICT DATA ARE DISPLAYED FOR INFORMATIONAL PURPOSES.

SENATE

Political Landscape:

2018 Gubernatorial Results:

Mike DeWine (R)	63.42%
Richard Cordray (D)	36.58%

2020 Presidential Results:

Joe Biden (D)	37.36%
Donald Trump (R)	62.64%



Economic Profile:

See pages 188 & 189 for comparative demographic data.

INDUSTRIES	Employment		Wages	
	# of Jobs	%	\$	%
Natural Resources & Mining	1,004	0.8%	\$42,604,077	0.6%
Construction	3,352	2.6%	NA	NA
Manufacturing	14,777	11.3%	\$153,508,276	2.3%
Trade, Transportation, & Utilities	28,287	21.6%	\$1,707,045,848	25.2%
Information	1,786	1.4%	\$47,431,304	0.7%
Financial Activities	5,236	4.0%	\$287,242,828	4.2%
Professional & Business Services	20,384	15.5%	\$1,359,181,305	20.1%
Education & Health Services	33,766	25.7%	\$1,230,921,751	18.2%
Leisure & Hospitality	15,397	11.7%	\$277,899,233	4.1%
Other Services (except Public Administration)	3,485	2.7%	\$102,733,628	1.5%
Public Administration	3,784	2.9%	\$1,568,220,155	23.1%
TOTAL	131,258		\$6,776,788,405	

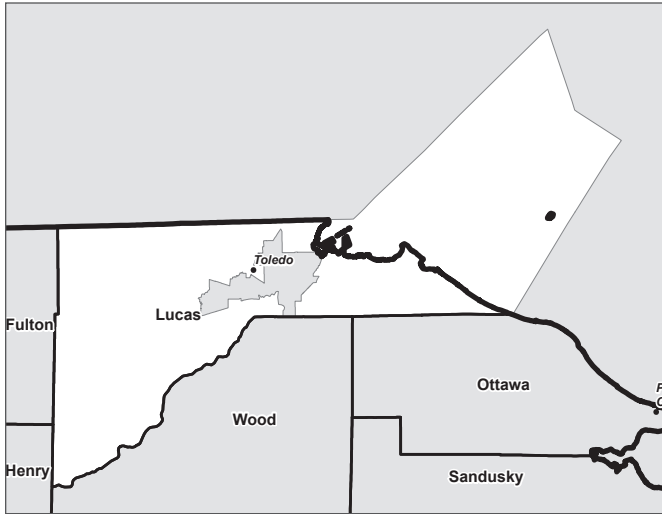
DISTRICT EMPLOYMENT

Age 29 or younger	
Total	Rank
31,963	15
Age 30-54	
Total	Rank
66,112	27
Age 55+	
Total	Rank
33,183	14



District Map:

Senate District 11 encompasses House Districts 41, 42, and 43.



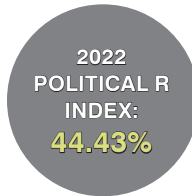
Political Landscape:

2018 Gubernatorial Results:

Mike DeWine (R)	42.42%
Richard Cordray (D)	57.58%

2020 Presidential Results:

Joe Biden (D)	55.15%
Donald Trump (R)	44.85%



Candidates:

PAULA HICKS-HUDSON (D-Toledo)

- **Social Media:** [Facebook](#) [Twitter](#) @phh4Toledo
- **Occupation:** Legislator/Attorney
- **Experience:** Toledo Mayor; Toledo City Council; Assistant Lucas County Prosecutor; Assistant Public Defender; Assistant Attorney General; Lucas County Board of Elections; Chief Legal Council, Office of Budget and Management, Gov. Ted Strickland
- **Education:** B.A. Political Science and Journalism, Spelman College; M.A. Communications Development, Colorado State Univ.; J.D., Univ. of Iowa College of Law
- **Memberships:** NAACP; YWCA; Frederick Douglass Community Center; Toledo Youth Hostel; African American Law Enforcement Agents; Lucas County Land Reutilization Corporation; State/National Federations of Business and Professional Women, Inc.; Past President, Thurgood Marshall Law Association; Toledo Women's Bar Assn.
- **Campaign Committee:** Friends of Hicks-Hudson, 2633 Robinwood Ave., Toledo, OH 43610

TONY DIA (R-Maumee)

- **Social Media:** [Facebook](#)
- **Occupation:** Small Business Owner
- **Campaign Committee:** Dia for Toledo, 6016 Suzanne Dr., Toledo, OH 43612
- **Website:** diafortoledo.com

DEMOCRATS SAY: State Rep. Hicks-Hudson currently represents Ohio House District 44. She co-chairs the Ohio Black Maternal Health Caucus and previously was mayor of Toledo, assistant Lucas County prosecutor, and assistant state attorney general. She is focused on ensuring local organizations receive support to enforce public safety in their communities.

REPUBLICANS SAY: Tony Dia has made fighting crime and improving neighborhoods in Toledo his top priorities. Voters tired of the same Democrat playbook give him a fighting chance this fall.

Economic Profile:

See pages 188 & 189 for comparative demographic data.

INDUSTRIES	Employment		Wages	
	# of Jobs	%	\$	%
Natural Resources & Mining	342	0.2%	\$18,201,840	0.2%
Construction	7,183	4.5%	\$22,516,182	0.3%
Manufacturing	14,607	9.1%	\$508,577,244	7.0%
Trade, Transportation, & Utilities	30,651	19.1%	\$2,303,503,315	31.5%
Information	1,129	0.7%	\$48,228,720	0.7%
Financial Activities	6,230	3.9%	\$432,155,893	5.9%
Professional & Business Services	23,802	14.8%	\$1,119,830,850	15.3%
Education & Health Services	49,824	31.0%	\$2,237,497,379	30.6%
Leisure & Hospitality	20,438	12.7%	\$374,431,155	5.1%
Other Services (except Public Administration)	5,168	3.2%	\$142,841,368	2.0%
Public Administration	1,469	0.9%	\$103,106,729	1.4%
TOTAL	160,843		\$7,310,890,674	

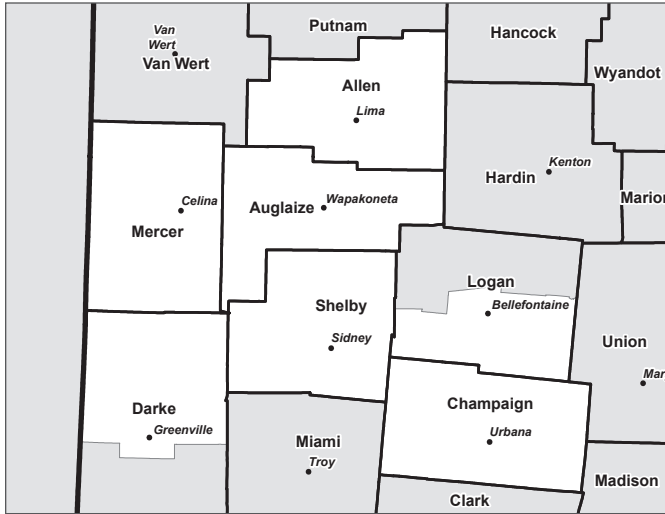
DISTRICT EMPLOYMENT	
Age 29 or younger	
Total	Rank
41,117	5
Age 30-54	
Total	Rank
81,195	25
Age 55+	
Total	Rank
38,531	23

12 TWELFTH SENATE DISTRICT



District Map:

Senate District 12 encompasses House Districts 78, 84, and 85.



Candidates:

NO 2022 CONTEST; DISTRICT DATA ARE DISPLAYED FOR INFORMATIONAL PURPOSES.

SENATE

Political Landscape:

2018 Gubernatorial Results:

Mike DeWine (R)	75.08%
Richard Cordray (D)	24.92%

2020 Presidential Results:

Joe Biden (D)	22.56%
Donald Trump (R)	77.44%



Economic Profile:

INDUSTRIES	Employment		Wages	
	# of Jobs	%	\$	%
Natural Resources & Mining	1,865	1.1%	\$6,302,351	0.1%
Construction	7,620	4.7%	\$134,802,618	2.0%
Manufacturing	49,797	30.5%	\$1,107,879,179	16.1%
Trade, Transportation, & Utilities	29,916	18.3%	\$3,200,976,985	46.6%
Information	1,408	0.9%	\$62,112,532	0.9%
Financial Activities	3,988	2.4%	\$191,612,224	2.8%
Professional & Business Services	11,997	7.3%	\$451,489,683	6.6%
Education & Health Services	35,220	21.6%	\$1,180,377,423	17.2%
Leisure & Hospitality	12,216	7.5%	\$210,079,787	3.1%
Other Services (except Public Administration)	4,998	3.1%	\$142,479,030	2.1%
Public Administration	4,278	2.6%	\$174,626,771	2.5%
TOTAL	163,303		\$6,862,738,583	

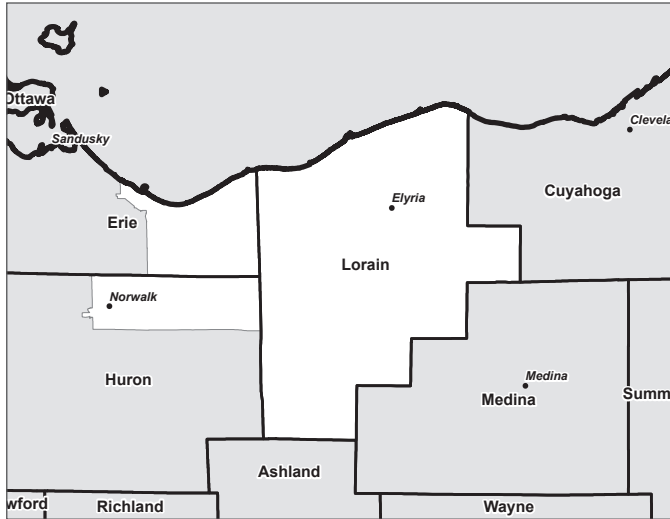
DISTRICT EMPLOYMENT

Age 29 or younger	
Total	Rank
39,200	17
Age 30-54	
Total	Rank
83,280	19
Age 55+	
Total	Rank
40,823	17

See pages 188 & 189 for comparative demographic data.

District Map:

Senate District 13 encompasses House Districts 52, 53, and 54.



Political Landscape:

2018 Gubernatorial Results:

Mike DeWine (R)	48.37%
Richard Cordray (D)	51.63%

2020 Presidential Results:

Joe Biden (D)	47.15%
Donald Trump (R)	52.85%

2022
POLITICAL R
INDEX:
50.57%

Candidates:

ANTHONY ELIOPOULOS (D-Lorain)

- **Social Media:** Facebook, Instagram, Twitter @anthonyforohio
- **Occupation:** Army National Guard
- **Experience:** Military and Veterans Affairs Liaison, U.S. Sen. Sherrod Brown; College Democrats of Ohio; Congressional Intern
- **Education:** B.A. Journalism, Political Science, Ohio Univ.
- **Campaign Committee:** Friends of Anthony Eliopoulos, 5941 Plymouth Dr., Lorain, OH 44053
- **Website:** anthonyforoh.com

NATHAN MANNING (R-North Ridgeville)

- **Social Media:** Facebook, Twitter @Manning_Nathan
- **Occupation:** Legislator, Attorney
- **Experience:** Partner, Manning and Manning Attorneys at Law; Prosecutor, City of North Ridgeville
- **Education:** B.A. Political Science, Denison University; J.D., Capital University Law School
- **Memberships:** North Ridgeville Chamber of Commerce; Lorain County Bar Association; Lorain County Historical Society; Vice President, North Ridgeville Republican Club
- **Campaign Committee:** Nathan Manning for Ohio, 7064 Avon Belden Rd., North Ridgeville, OH 44039
- **Website:** manningforohio.com

DEMOCRATS SAY: Anthony was the veteran and military affairs liaison for U.S. Senator Sherrod Brown and is currently a lieutenant in the Ohio Army National Guard assigned to the 37th Infantry Brigade Combat Team, 237th Brigade Support Battalion. He is committed to ensuring that veterans and military families have access to good paying jobs and career opportunities in Ohio.

REPUBLICANS SAY: The Manning family has served Lorain County and beyond with distinction and integrity for years. In August, Sen. Nathan Manning bested his Republican challenger by more than 30 points. He'll do the same to his Democrat challenger in November and continue his service in the Ohio Senate for four more years.

Economic Profile:

INDUSTRIES	Employment		Wages	
	# of Jobs	%	\$	%
Natural Resources & Mining	1,205	1.0%	\$35,591,775	0.7%
Construction	5,278	4.6%	\$25,642,685	0.5%
Manufacturing	20,219	17.5%	\$295,012,881	5.9%
Trade, Transportation, & Utilities	22,696	19.6%	\$2,022,279,976	40.6%
Information	1,198	1.0%	\$51,814,082	1.0%
Financial Activities	2,808	2.4%	\$135,070,417	2.7%
Professional & Business Services	10,226	8.8%	\$495,040,578	9.9%
Education & Health Services	31,023	26.8%	\$1,260,713,718	25.3%
Leisure & Hospitality	12,209	10.6%	\$212,860,776	4.3%
Other Services (except Public Administration)	3,558	3.1%	\$101,898,895	2.0%
Public Administration	5,147	4.5%	\$339,863,977	6.8%
TOTAL	115,567		\$4,975,789,759	

DISTRICT EMPLOYMENT

Age 29 or younger	
Total	Rank
26,312	25
Age 30-54	
Total	Rank
58,393	24
Age 55+	
Total	Rank
30,862	3

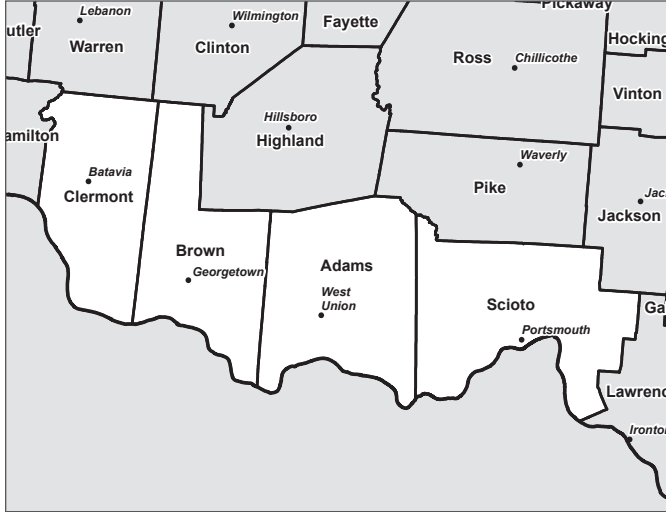
14 FOURTEENTH

SENATE DISTRICT



District Map:

Senate District 14 encompasses House Districts 62, 63, and 90.



Candidates:

NO 2022 CONTEST; DISTRICT DATA ARE DISPLAYED FOR INFORMATIONAL PURPOSES.

SENATE

Political Landscape:

2018 Gubernatorial Results:

Mike DeWine (R)	68.81%
Richard Cordray (D)	31.19%

2020 Presidential Results:

Joe Biden (D)	28.69%
Donald Trump (R)	71.31%



Economic Profile:

See pages 188 & 189 for comparative demographic data.

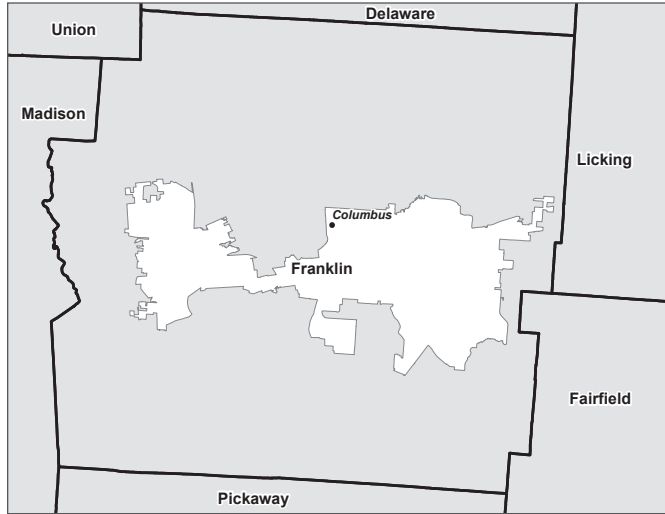
INDUSTRIES	Employment		Wages	
	# of Jobs	%	\$	%
Natural Resources & Mining	228	0.2%	\$2,391,895	0.1%
Construction	4,638	4.9%	\$50,505,072	1.3%
Manufacturing	9,371	9.9%	\$213,055,555	5.5%
Trade, Transportation, & Utilities	20,393	21.5%	\$1,349,672,328	35.1%
Information	1,880	2.0%	\$8,349,577	0.2%
Financial Activities	4,061	4.3%	\$273,873,643	7.1%
Professional & Business Services	8,031	8.5%	\$386,993,378	10.1%
Education & Health Services	27,562	29.0%	\$1,091,141,049	28.4%
Leisure & Hospitality	11,287	11.9%	\$202,950,439	5.3%
Other Services (except Public Administration)	2,833	3.0%	\$91,742,314	2.4%
Public Administration	4,612	4.9%	\$176,635,590	4.6%
TOTAL	94,896		\$3,847,310,840	

DISTRICT EMPLOYMENT

Age 29 or younger	
Total	Rank
24,390	4
Age 30-54	
Total	Rank
48,238	21
Age 55+	
Total	Rank
22,268	25

District Map:

Senate District 15 encompasses House Districts 1, 2, and 6.



Candidates:

HEARCEL CRAIG (D-Columbus) ★

- **Social Media:** @HearcelCraig
- **Occupation:** Legislator
- **Experience:** State Representative; Columbus City Council; Legislative Liaison, Ohio Department of Youth Services; Director of Recruitment and Admissions, City Year; Director, Hilltop Civic Council
- **Education:** M.S. Administration, Central Michigan University
- **Campaign Committee:** Friends of Hearcel F. Craig, 545 E. Town St., Columbus, OH 43215
- **Website:** craigforohio.com

UNOPPOSED

DEMOCRATS SAY: Sen. Craig is the assistant minority whip for the Ohio Senate Democratic Caucus and the sergeant-at-arms for the Ohio Legislative Black Caucus. He has a proven track record of supporting workers, communities of color, and retirees to ensure that members of his district have resources to support them.

REPUBLICANS SAY: No comment provided.

Political Landscape:

2018 Gubernatorial Results:

Mike DeWine (R)	26.12%
Richard Cordray (D)	73.88%

2020 Presidential Results:

Joe Biden (D)	72.87%
Donald Trump (R)	27.13%

2022
POLITICAL R
INDEX:
28.08%

Economic Profile:

See pages 188 & 189 for comparative demographic data.

INDUSTRIES	Employment		Wages	
	# of Jobs	%	\$	%
Natural Resources & Mining	73	0.0%	\$3,078,011	0.0%
Construction	9,219	4.0%	\$186,559,449	1.5%
Manufacturing	9,981	4.4%	\$629,187,050	5.0%
Trade, Transportation, & Utilities	47,932	21.0%	\$2,941,707,629	23.5%
Information	3,433	1.5%	\$219,649,186	1.8%
Financial Activities	16,595	7.3%	\$1,157,200,589	9.2%
Professional & Business Services	32,640	14.3%	\$2,112,329,223	16.9%
Education & Health Services	59,628	26.1%	\$2,480,365,121	19.8%
Leisure & Hospitality	21,040	9.2%	\$513,497,466	4.1%
Other Services (except Public Administration)	7,943	3.5%	\$328,973,105	2.6%
Public Administration	19,767	8.7%	\$1,949,287,542	15.6%
TOTAL	228,251		\$12,521,834,370	

DISTRICT EMPLOYMENT

Age 29 or younger	
Total	Rank
49,956	31
Age 30-54	
Total	Rank
126,905	2
Age 55+	
Total	Rank
51,390	29

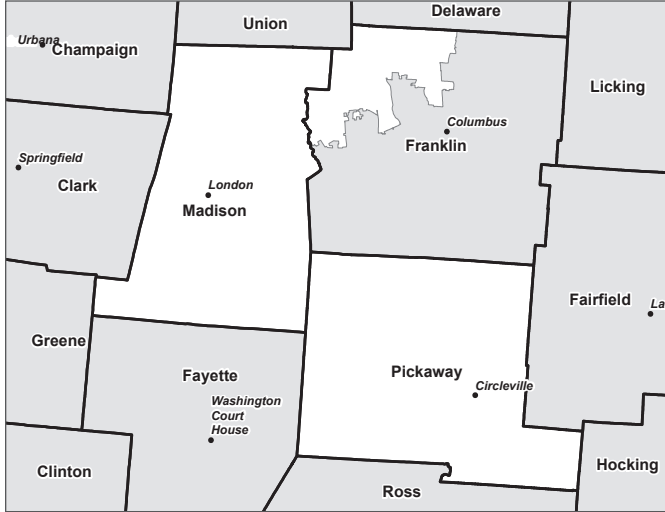
16 SIXTEENTH

SENATE DISTRICT



District Map:

Senate District 16 encompasses House Districts 8, 11, and 12.



Candidates:

NO 2022 CONTEST; DISTRICT DATA ARE DISPLAYED FOR INFORMATIONAL PURPOSES.

SENATE

Political Landscape:

2018 Gubernatorial Results:

Mike DeWine (R)	46.99%
Richard Cordray (D)	53.01%

2020 Presidential Results:

Joe Biden (D)	54.11%
Donald Trump (R)	45.89%



Economic Profile:

See pages 188 & 189 for comparative demographic data.

INDUSTRIES	Employment		Wages	
	# of Jobs	%	\$	%
Natural Resources & Mining	523	0.3%	\$19,431,620	0.2%
Construction	7,340	3.9%	\$110,860,722	1.1%
Manufacturing	15,802	8.5%	\$641,443,621	6.5%
Trade, Transportation, & Utilities	33,830	18.1%	\$2,122,815,308	21.5%
Information	6,013	3.2%	\$383,991,926	3.9%
Financial Activities	11,999	6.4%	\$889,530,939	9.0%
Professional & Business Services	43,294	23.2%	\$2,666,541,235	27.0%
Education & Health Services	38,669	20.7%	\$1,493,333,103	15.1%
Leisure & Hospitality	18,420	9.9%	\$422,710,970	4.3%
Other Services (except Public Administration)	6,221	3.3%	\$425,742,124	4.3%
Public Administration	4,823	2.6%	\$713,257,377	7.2%
TOTAL	186,934		\$9,889,658,944	

DISTRICT EMPLOYMENT

Age 29 or younger	
Total	Rank
46,243	8
Age 30-54	
Total	Rank
100,975	4
Age 55+	
Total	Rank
39,716	30



COUNTY COMMISSIONERS ASSOCIATION OF OHIO

Nick Ciolli, Research Analyst; Adam Schwiebert, Policy Analyst; Cheryl Subler, CCAO Executive Director; Rachel Massoud Reedy, Policy Analyst; Jon Honeck, Senior Policy Analyst; Kyle Petty, Legislative Counsel

209 East State Street | Columbus, Ohio 43215 | 614-221-5627 | ccao.org



Mike Abrams, President and CEO
Stephanie Gilligan, Senior Director, Advocacy
Kate Huffman, Director, Government Affairs
Scott Borgemenke, Senior Vice President, Advocacy



The United Voice of Ohio Hospitals

For more than 100 years, OHA has advocated on behalf of Ohio's hospitals and health systems, their employees and the Ohioans they serve.

In its second century, OHA represents 250 hospitals, 15 health systems and the more than 260,000 Ohioans they employ. In 2020, Ohio hospitals will manage more than 31 million patient encounters while transforming health care delivery and leading world-class research and clinical trials.

155 E. Broad St., Suite 301, Columbus
614-221-7614 • ohiohospitals.org

 @ohiohospital
 /helpingohiohospitals

17 SEVENTEENTH

SENATE DISTRICT



District Map:

Senate District 17 encompasses House Districts 91, 92, and 93.



SENATE

Political Landscape:

2018 Gubernatorial Results:

Mike DeWine (R)	66.88%
Richard Cordray (D)	33.12%

2020 Presidential Results:

Joe Biden (D)	25.90%
Donald Trump (R)	74.10%



Candidates:

GARRY BOONE (D-Hillsboro)

- **Social Media:** Facebook, Instagram, Twitter @GarryBoone4
- **Occupation:** Business Owner/Retired Teacher
- **Experience:** CEO, Longevity Institute of Ohio; Co-Owner, Dropoff; Professor, Great Oaks Institute; Teacher, Laurel Oaks High School
- **Education:** B.S. English, Ohio University; M.A. Theatre/Directing, Miami University; PhD, English Language and Literature, University of Cincinnati
- **Campaign Committee:** Friends of Boone, 7150 Pea Ridge, Hillsboro, OH 45133
- **Website:** booneforohiosenate.com

SHANE WILKIN (R-Hillsboro)

- **Social Media:** Facebook, Instagram, Twitter @wilkinohio
- **Occupation:** Small Business Owner/Realtor
- **Experience:** Highland County Commissioner
- **Education:** Lynchburg-Clay High School
- **Memberships:** Chair, Ohio Valley Regional Development Commission; Community Improvement Corporation; Highland District Hospital Foundation Board
- **Campaign Committee:** Wilkin for Ohio, 4151 E. Danville Rd., Hillsboro, OH 45133
- **Website:** wilkinforohio.com

DEMOCRATS SAY: Garry is a retired teacher, having taught at the University of Cincinnati and Laurel Oaks High School. He also opened the first Subway restaurant in Hillsboro. Garry is committed to supporting small business owners and connecting them with employees.

REPUBLICANS SAY: A dedicated public servant and small business owner in his community for more than a decade, Rep. Shane Wilkin will join the Upper Chamber in January. He'll easily defeat a Democrat opponent with severely questionable judgement and offensive social media posts.

Economic Profile:

INDUSTRIES	Employment		Wages	
	# of Jobs	%	\$	%
Natural Resources & Mining	708	0.7%	\$37,318,178	1.0%
Construction	4,531	4.4%	\$94,779,567	2.4%
Manufacturing	15,396	14.8%	\$285,246,011	7.3%
Trade, Transportation, & Utilities	20,431	19.6%	\$1,301,040,163	33.4%
Information	806	0.8%	\$42,256,737	1.1%
Financial Activities	3,197	3.1%	\$135,857,730	3.5%
Professional & Business Services	8,090	7.8%	\$433,217,928	11.1%
Education & Health Services	33,500	32.2%	\$969,653,495	24.9%
Leisure & Hospitality	10,115	9.7%	\$174,453,313	4.5%
Other Services (except Public Administration)	2,453	2.4%	\$71,109,144	1.8%
Public Administration	4,899	4.7%	\$353,151,737	9.1%
TOTAL	104,126		\$3,898,084,005	

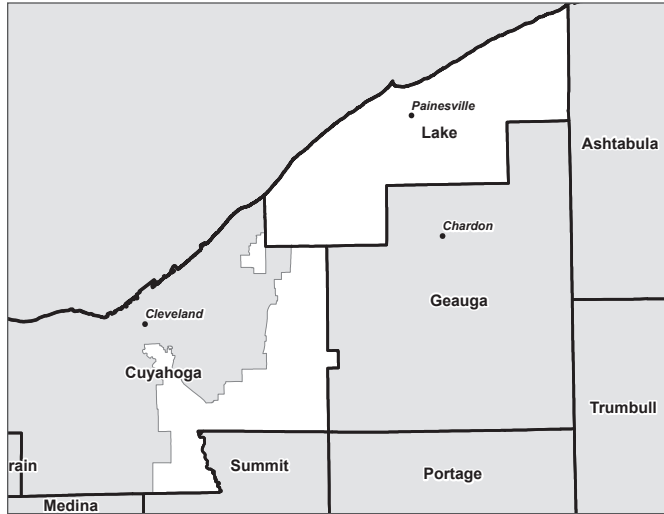
DISTRICT EMPLOYMENT	
Age 29 or younger	
Total	Rank
24,003	23
Age 30-54	
Total	Rank
54,719	8
Age 55+	
Total	Rank
25,404	21

See pages 188 & 189 for comparative demographic data.



District Map:

Senate District 18 encompasses House Districts 19, 23, and 57.



Candidates:

NO 2022 CONTEST; DISTRICT DATA ARE DISPLAYED FOR INFORMATIONAL PURPOSES.

Political Landscape:

2018 Gubernatorial Results:

Mike DeWine (R)	48.19%
Richard Cordray (D)	51.81%

2020 Presidential Results:

Joe Biden (D)	50.98%
Donald Trump (R)	49.02%



SENATE

Economic Profile:

See pages 188 & 189 for comparative demographic data.

INDUSTRIES	Employment		Wages	
	# of Jobs	%	\$	%
Natural Resources & Mining	1,090	0.4%	\$47,758,042	0.3%
Construction	12,170	4.7%	\$142,255,326	1.0%
Manufacturing	43,421	16.8%	\$735,729,709	5.3%
Trade, Transportation, & Utilities	47,489	18.4%	\$5,125,251,315	36.7%
Information	3,087	1.2%	\$184,293,985	1.3%
Financial Activities	20,957	8.1%	\$1,679,203,335	12.0%
Professional & Business Services	46,180	17.9%	\$2,700,086,371	19.3%
Education & Health Services	47,503	18.4%	\$2,239,318,738	16.0%
Leisure & Hospitality	22,922	8.9%	\$508,306,908	3.6%
Other Services (except Public Administration)	7,259	2.8%	\$248,196,886	1.8%
Public Administration	5,986	2.3%	\$367,189,312	2.6%
TOTAL	258,064		\$13,977,589,928	

DISTRICT EMPLOYMENT

Age 29 or younger	
Total	Rank
56,682	30
Age 30-54	
Total	Rank
133,536	11
Age 55+	
Total	Rank
67,846	5

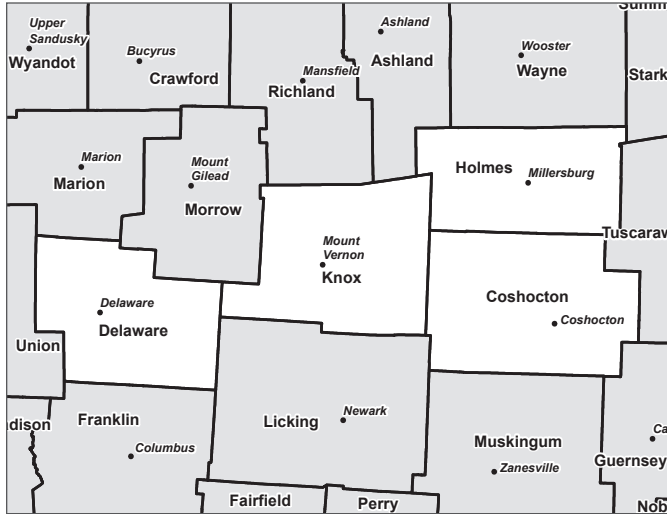
19 NINETEENTH

SENATE DISTRICT



District Map:

Senate District 19 encompasses House Districts 60, 61, and 98.



Political Landscape:

2018 Gubernatorial Results:

Mike DeWine (R)	61.49%
Richard Cordray (D)	38.51%

2020 Presidential Results:

Joe Biden (D)	39.32%
Donald Trump (R)	60.68%



Candidates:

ANDREW BRENNER (R-Delaware) ★

- **Social Media:** [Facebook icon] [Twitter icon]
- **Occupation:** Legislator
- **Experience:** Realtor; State Representative; Brenner Insurance Group
- **Education:** B.S. Business Administration, Ohio State University
- **Memberships:** Board of Delaware County Friends of the Trail; Board of Delaware American Red Cross; NRA; Ohio Farm Bureau; Rotary Club; Vestry and Finance Committee at St. Peters Episcopal Church
- **Campaign Committee:** Brenner for Ohio, 8824 Clearview Lake Ct., Powell, OH 43065

HEATHER SWIGER (D-Westerville)

- **Social Media:** [Facebook icon] [Twitter icon] @Swiger2022
- **Occupation:** Director, Society of St. Vincent de Paul
- **Campaign Committee:** Swiger for State Senate, 498 Winfield Meadows Dr., Westerville, OH 43082
- **Website:** swigerforstatesenate.com

DEMOCRATS SAY: Heather is a director at the St. Vincent De Paul Society and is running to ensure that workers have access to health care and good paying jobs.

REPUBLICANS SAY: Andy Brenner earned the most Republican votes in the 2022 legislative primaries; the voters have consistently sent him to represent them at the Statehouse. They will do so again in November.

Economic Profile:

See pages 188 & 189 for comparative demographic data.

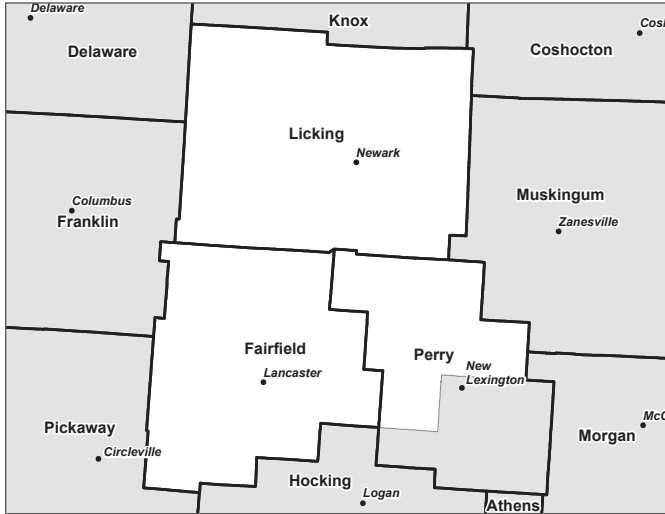
INDUSTRIES	Employment		Wages	
	# of Jobs	%	\$	%
Natural Resources & Mining	946	0.7%	\$22,005,259	0.3%
Construction	7,321	5.0%	\$51,150,567	0.7%
Manufacturing	20,876	14.4%	\$439,360,774	6.3%
Trade, Transportation, & Utilities	27,779	19.2%	\$2,198,972,152	31.8%
Information	1,133	0.8%	\$61,695,097	0.9%
Financial Activities	8,726	6.0%	\$645,823,150	9.3%
Professional & Business Services	25,219	17.4%	\$1,977,609,210	28.6%
Education & Health Services	27,058	18.7%	\$861,513,294	12.4%
Leisure & Hospitality	18,918	13.0%	\$362,175,220	5.2%
Other Services (except Public Administration)	3,771	2.6%	\$132,284,181	1.9%
Public Administration	3,267	2.3%	\$167,757,689	2.4%
TOTAL	145,014		\$6,920,346,593	

DISTRICT EMPLOYMENT	
Age 29 or younger	
Total	Rank
39,643	1
Age 30-54	
Total	Rank
74,611	14
Age 55+	
Total	Rank
30,760	31



District Map:

Senate District 20 encompasses House Districts 68, 69, and 73.



Candidates:

NO 2022 CONTEST; DISTRICT DATA ARE DISPLAYED FOR INFORMATIONAL PURPOSES.

Political Landscape:

2018 Gubernatorial Results:

Mike DeWine (R)	62.08%
Richard Cordray (D)	37.92%

2020 Presidential Results:

Joe Biden (D)	36.05%
Donald Trump (R)	63.95%



SENATE

Economic Profile:

See pages 188 & 189 for comparative demographic data.

INDUSTRIES	Employment		Wages	
	# of Jobs	%	\$	%
Natural Resources & Mining	1,218	1.1%	\$48,720,141	1.1%
Construction	6,075	5.5%	\$51,595,534	1.1%
Manufacturing	13,208	12.0%	\$328,575,160	7.3%
Trade, Transportation, & Utilities	25,628	23.2%	\$1,548,229,416	34.3%
Information	674	0.6%	\$26,517,112	0.6%
Financial Activities	4,419	4.0%	\$227,698,758	5.0%
Professional & Business Services	12,092	11.0%	\$578,617,957	12.8%
Education & Health Services	27,112	24.6%	\$1,184,156,068	26.2%
Leisure & Hospitality	12,305	11.2%	\$215,863,474	4.8%
Other Services (except Public Administration)	3,854	3.5%	\$145,873,664	3.2%
Public Administration	3,726	3.4%	\$160,314,062	3.5%
TOTAL	110,311		\$4,516,161,344	

DISTRICT EMPLOYMENT

Age 29 or younger	
Total	Rank
28,923	2
Age 30-54	
Total	Rank
56,182	20
Age 55+	
Total	Rank
25,206	28

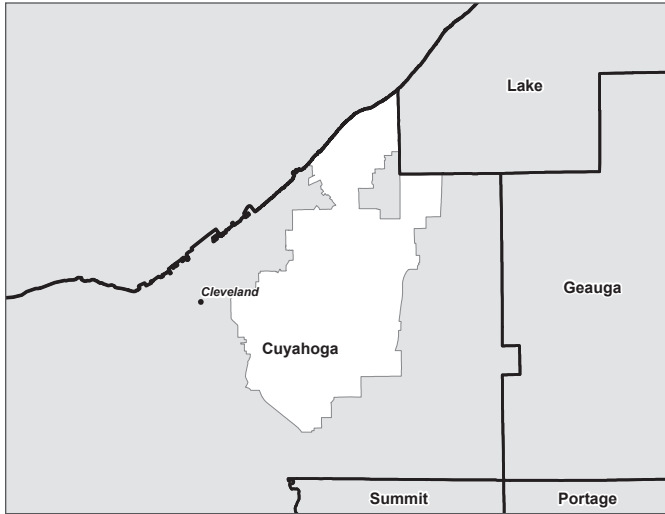
21 TWENTY-FIRST

SENATE DISTRICT



District Map:

Senate District 21 encompasses House Districts 18, 21, and 22.



Political Landscape:

2018 Gubernatorial Results:

Mike DeWine (R)	16.26%
Richard Cordray (D)	83.74%

2020 Presidential Results:

Joe Biden (D)	83.96%
Donald Trump (R)	16.04%



Candidates:

KENT SMITH (D-Euclid)

- **Social Media:** Facebook, Instagram, Twitter @KentKSmith
- **Occupation:** Legislator
- **Experience:** Euclid School Board; Director of Development and Communications, East Akron Neighborhood Development Corporation; Cuyahoga County Prosecutors Office; Northeast Ohio nonprofits
- **Education:** Bachelor's, Miami University; M.S. Urban Studies, Cleveland State University
- **Campaign Committee:** Kent Smith Committee, 801 E. 232^d Street, Euclid, OH 44123
- **Website:** kentsmith.org

MIKHAIL ALTERMAN (R-Beachwood)

- **Social Media:** Facebook, Instagram
- **Occupation:** IT Consultant
- **Experience:** Platinum DB; SAP America; Accenture
- **Campaign Committee:** Citizens With Mikhail Alterman, 3148 Richmond Rd., Beachwood, OH 44122

DEMOCRATS SAY: State Rep. Kent Smith currently represents Ohio House District 8. He has brought back millions of dollars to his district and continues to advocate for workers, teachers, and small businesses.

REPUBLICANS SAY: Republicans are expecting either a first- or second-place finish in this tough-to-win seat.

Economic Profile:

INDUSTRIES	Employment		Wages	
	# of Jobs	%	\$	%
Natural Resources & Mining	39	0.0%	\$3,003,164	0.0%
Construction	3,253	2.3%	\$16,833,323	0.2%
Manufacturing	15,159	10.9%	\$210,733,441	2.6%
Trade, Transportation, & Utilities	27,171	19.5%	\$2,182,077,000	27.4%
Information	1,874	1.3%	\$114,597,314	1.4%
Financial Activities	6,996	5.0%	\$515,387,330	6.5%
Professional & Business Services	20,343	14.6%	\$1,573,910,420	19.8%
Education & Health Services	46,074	33.0%	\$2,654,798,898	33.3%
Leisure & Hospitality	12,058	8.6%	\$324,304,575	4.1%
Other Services (except Public Administration)	3,768	2.7%	\$139,815,675	1.8%
Public Administration	2,814	2.0%	\$229,532,640	2.9%
TOTAL	139,549		\$7,964,993,781	

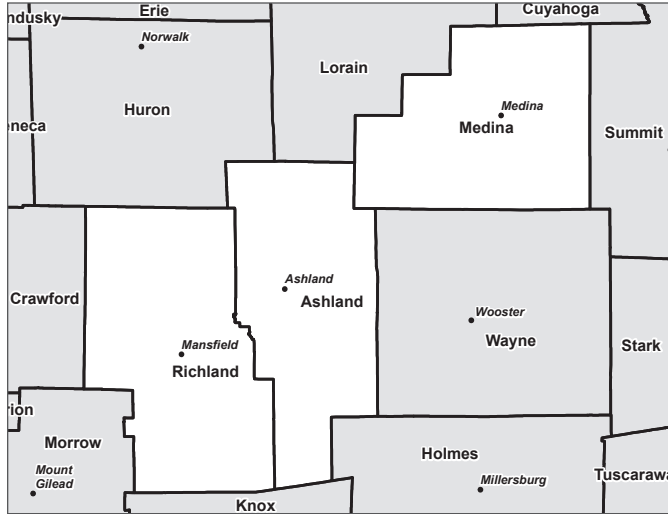
DISTRICT EMPLOYMENT	
Age 29 or younger	
Total	Rank
31,402	27
Age 30-54	
Total	Rank
71,565	17
Age 55+	
Total	Rank
36,582	6

See pages 188 & 189 for comparative demographic data.



District Map:

Senate District 22 encompasses House Districts 66, 67, and 76.



Candidates:

NO 2022 CONTEST; DISTRICT DATA ARE DISPLAYED FOR INFORMATIONAL PURPOSES.

Political Landscape:

2018 Gubernatorial Results:

Mike DeWine (R)	63.16%
Richard Cordray (D)	36.84%

2020 Presidential Results:

Joe Biden (D)	33.77%
Donald Trump (R)	66.23%



SENATE

Economic Profile:

See pages 188 & 189 for comparative demographic data.

INDUSTRIES	Employment		Wages	
	# of Jobs	%	\$	%
Natural Resources & Mining	531	0.4%	\$5,670,091	0.1%
Construction	7,375	5.7%	\$6,345,303	0.1%
Manufacturing	22,974	17.8%	\$423,000,259	8.2%
Trade, Transportation, & Utilities	27,916	21.6%	\$2,223,628,989	43.1%
Information	1,470	1.1%	\$60,344,044	1.2%
Financial Activities	3,477	2.7%	\$192,921,056	3.7%
Professional & Business Services	15,181	11.8%	\$690,739,469	13.4%
Education & Health Services	27,899	21.6%	\$1,036,569,495	20.1%
Leisure & Hospitality	13,596	10.5%	\$223,929,282	4.3%
Other Services (except Public Administration)	3,798	2.9%	\$99,829,534	1.9%
Public Administration	4,773	3.7%	\$195,347,589	3.8%
TOTAL	128,990		\$5,158,325,111	

DISTRICT EMPLOYMENT

Age 29 or younger	
Total	Rank
31,860	9
Age 30-54	
Total	Rank
64,074	31
Age 55+	
Total	Rank
33,056	10

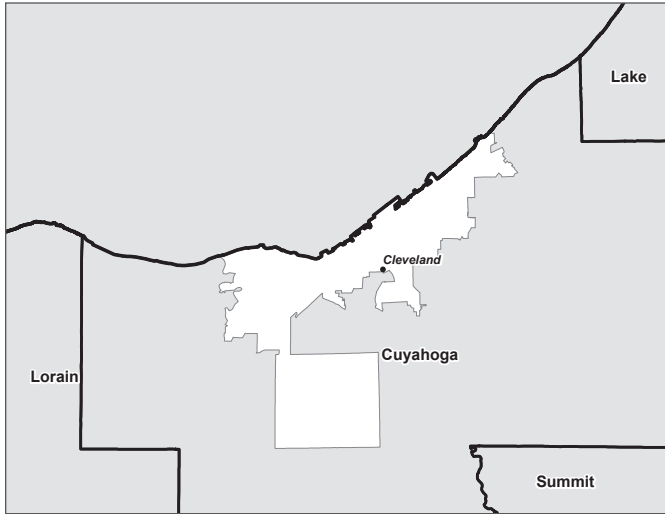
23 TWENTY-THIRD

SENATE DISTRICT



District Map:

Senate District 23 encompasses House Districts 13, 14, and 20.



SENATE

Political Landscape:

2018 Gubernatorial Results:

Mike DeWine (R)	27.75%
Richard Cordray (D)	72.25%

2020 Presidential Results:

Joe Biden (D)	68.88%
Donald Trump (R)	31.12%



Candidates:

NICKIE ANTONIO (D-Lakewood) ★

- **Social Media:** [f](#) [i](#) [t](#) @nickieantonio
- **Occupation:** Legislator
- **Experience:** Educator; Professor; Women's Health Admin.
- **Education:** B.S. Education, M.S. Public Administration, Cleveland State University
- **Memberships:** Drug Court Advisory Committee for Cuyahoga County; Community Relations Committee for the Beck Center; Ohio Women's Leadership Forum; Grow Lakewood Committee; Lakewood Schools Fifty Years Committee; LHS Athletic Boosters; Lakewood Soccer Association; Women Speak Out for Peace and Justice; The Beck Center
- **Campaign Committee:** Friends of Nickie J. Antonio, 1305 Belle Ave., Lakewood, OH 44107
- **Website:** nickieantonio.com

LANDRY SIMMONS JR. (R-Cleveland)

- **Social Media:** [f](#) [i](#) [t](#) @LandrySimmons
- **Occupation:** Consultant
- **Experience:** CEO, Simmons International Consultants; Cuyahoga County Deputy Sheriff
- **Education:** B.S. Criminal Justice/Police Science, Capital University
- **Campaign Committee:** Landry Simmons Jr for Ohio Senate 2022
- **Website:** landrysimmonsjr.com

DEMOCRATS SAY: Sen. Antonio is the assistant minority leader for the Ohio Senate Democratic Caucus and campaigns chair. She is the only LGBTQ+ state senator and a key member of the senate leadership team. She is focused on passing the Equality Act to protect Ohio workers and linking employees with good paying jobs.

REPUBLICANS SAY: Voters in Cuyahoga County have the opportunity to elect Landry Simmons, a highly decorated law enforcement officer and retired military veteran to the Ohio Senate. Look for this seat to be competitive in November.

Economic Profile:

See pages 188 & 189 for comparative demographic data.

INDUSTRIES	Employment		Wages	
	# of Jobs	%	\$	%
Natural Resources & Mining	330	0.1%	\$24,274,858	0.2%
Construction	5,226	2.1%	\$97,539,280	0.7%
Manufacturing	16,934	6.8%	\$338,546,869	2.3%
Trade, Transportation, & Utilities	25,978	10.5%	\$2,209,668,552	15.1%
Information	5,174	2.1%	\$316,396,213	2.2%
Financial Activities	19,879	8.0%	\$1,629,971,916	11.1%
Professional & Business Services	46,513	18.8%	\$3,360,173,554	22.9%
Education & Health Services	75,779	30.6%	\$4,318,967,067	29.4%
Leisure & Hospitality	29,763	12.0%	\$950,470,361	6.5%
Other Services (except Public Administration)	7,851	3.2%	\$291,319,762	2.0%
Public Administration	13,927	5.6%	\$1,135,998,962	7.7%
TOTAL	247,354		\$14,673,327,394	

DISTRICT EMPLOYMENT	
Age 29 or younger	
Total	Rank
50,149	33
Age 30-54	
Total	Rank
133,365	5
Age 55+	
Total	Rank
63,840	9

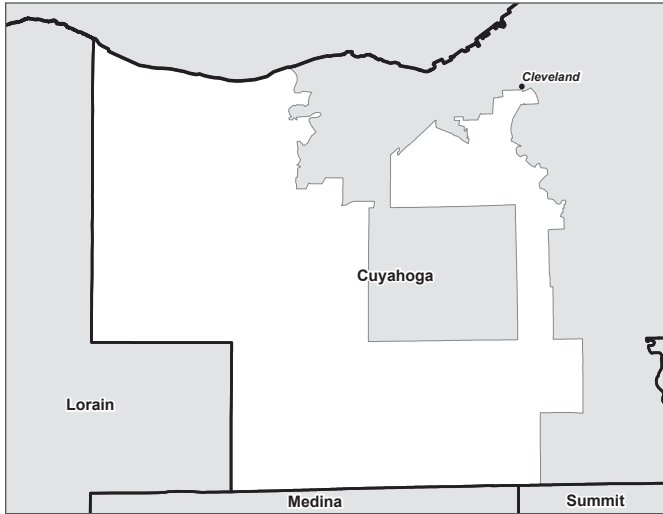


TWENTY-FOURTH 24

SENATE DISTRICT

District Map:

Senate District 24 encompasses House Districts 15, 16, and 17.



Candidates:

NO 2022 CONTEST; DISTRICT DATA ARE DISPLAYED FOR INFORMATIONAL PURPOSES.

Political Landscape:

2018 Gubernatorial Results:

Mike DeWine (R)	47.48%
Richard Cordray (D)	52.52%

2020 Presidential Results:

Joe Biden (D)	52.30%
Donald Trump (R)	47.70%



SENATE

Economic Profile:

See pages 188 & 189 for comparative demographic data.

INDUSTRIES	Employment		Wages	
	# of Jobs	%	\$	%
Natural Resources & Mining	111	0.1%	\$5,613,624	0.1%
Construction	7,263	3.7%	\$13,500,838	0.1%
Manufacturing	16,005	8.2%	\$470,506,297	4.4%
Trade, Transportation, & Utilities	48,824	24.9%	\$3,180,120,656	29.6%
Information	5,464	2.8%	\$334,130,056	3.1%
Financial Activities	10,771	5.5%	\$851,616,465	7.9%
Professional & Business Services	28,464	14.5%	\$1,962,832,668	18.3%
Education & Health Services	44,923	22.9%	\$2,612,526,884	24.3%
Leisure & Hospitality	21,858	11.2%	\$581,346,426	5.4%
Other Services (except Public Administration)	6,448	3.3%	\$239,259,945	2.2%
Public Administration	5,897	3.0%	\$481,007,100	4.5%
TOTAL	196,028		\$10,732,460,958	

DISTRICT EMPLOYMENT

Age 29 or younger	
Total	Rank
47,595	16
Age 30-54	
Total	Rank
98,442	28
Age 55+	
Total	Rank
49,991	11

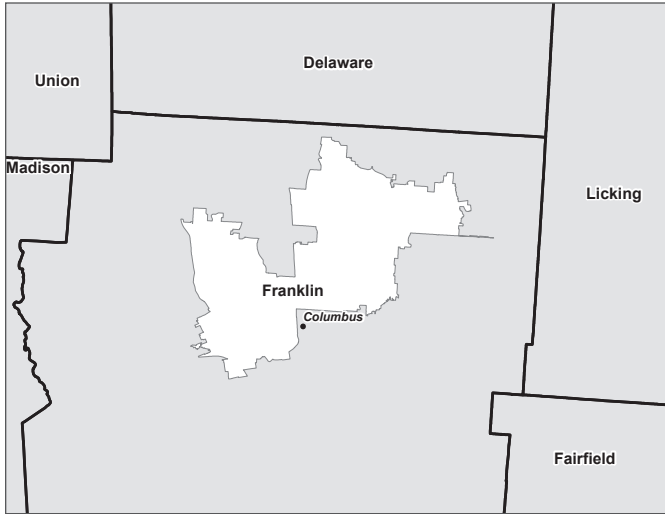
25 TWENTY-FIFTH

SENATE DISTRICT



District Map:

Senate District 25 encompasses House Districts 3, 7, and 9.



Political Landscape:

2018 Gubernatorial Results:

Mike DeWine (R)	26.49%
Richard Cordray (D)	73.51%

2020 Presidential Results:

Joe Biden (D)	74.90%
Donald Trump (R)	25.10%



Candidates:

BILL DEMORA (D-Columbus)

- **Occupation:** Consultant
- **Experience:** Consultant, Strategies Unlimited; Consultant, Ohio Democratic Party; Executive Director, Ohio League of Conservation Voters; Executive Director, Ohio Democratic Party; President, Ohio Young Democrats
- **Education:** Ohio State University
- **Campaign Committee:** Friends of Bill DeMora, 545 E. Town St., Columbus, OH 43215

CHANDLER WYSOCKI (R-Columbus)

- **Social Media:** @Chandler4Ohio
- **Occupation:** Student
- **Experience:** U.S. Army; Accounting
- **Education:** Ohio State University
- **Campaign Committee:** Chandler Wysocki for Ohio, 865 Macon Alley, Columbus, OH 43206

DEMOCRATS SAY: Bill DeMora is currently the Secretary of the Ohio Democratic Party and a small business owner. He is committed to representing his district and ensuring that people have access to good paying jobs, health care, and fair public education.

REPUBLICANS SAY: Democrats should watch this race closely. Why? Wysocki!

Economic Profile:

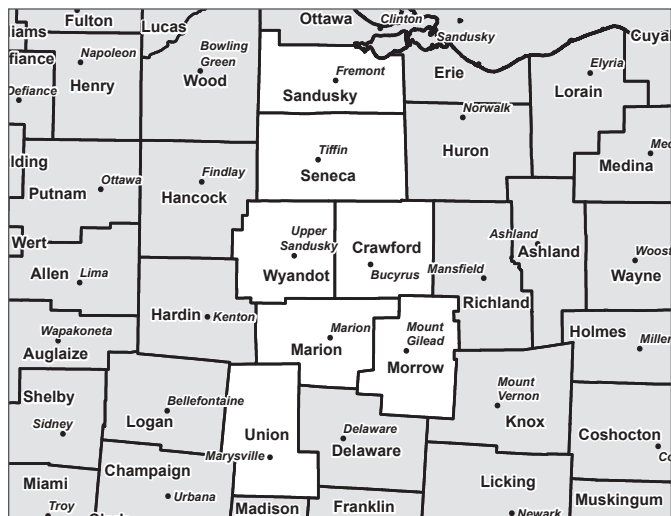
INDUSTRIES	Employment		Wages	
	# of Jobs	%	\$	%
Natural Resources & Mining	35	0.0%	\$2,377,673	0.0%
Construction	8,131	3.3%	\$105,346,712	0.9%
Manufacturing	4,570	1.8%	\$554,932,194	4.6%
Trade, Transportation, & Utilities	36,372	14.6%	\$1,794,025,141	14.7%
Information	6,365	2.6%	\$407,243,538	3.3%
Financial Activities	31,150	12.5%	\$2,337,385,828	19.2%
Professional & Business Services	39,845	16.0%	\$2,699,155,136	22.2%
Education & Health Services	86,621	34.8%	\$2,954,892,607	24.2%
Leisure & Hospitality	24,593	9.9%	\$583,795,585	4.8%
Other Services (except Public Administration)	5,797	2.3%	\$240,092,797	2.0%
Public Administration	5,136	2.1%	\$506,477,504	4.2%
TOTAL	248,615		\$12,185,724,715	

DISTRICT EMPLOYMENT	
Age 29 or younger Total	Rank
60,546	14
Age 30-54 Total	Rank
138,602	1
Age 55+ Total	Rank
49,467	33

See pages 188 & 189 for comparative demographic data.

District Map:

Senate District 26 encompasses House Districts 86, 87, and 88.



Candidates:

NO 2022 CONTEST; DISTRICT DATA ARE DISPLAYED FOR INFORMATIONAL PURPOSES.

Political Landscape:

2018 Gubernatorial Results:

Mike DeWine (R)	65.65%
Richard Cordray (D)	34.35%

2020 Presidential Results:

Joe Biden (D)	30.35%
Donald Trump (R)	69.65%



Economic Profile:

See pages 188 & 189 for comparative demographic data.

INDUSTRIES	Employment		Wages	
	# of Jobs	%	\$	%
Natural Resources & Mining	1,889	1.4%	\$30,917,304	0.6%
Construction	5,350	4.0%	\$34,909,492	0.7%
Manufacturing	37,834	28.3%	\$292,898,642	5.8%
Trade, Transportation, & Utilities	21,847	16.4%	\$2,925,665,976	58.0%
Information	988	0.7%	\$34,499,567	0.7%
Financial Activities	3,734	2.8%	\$182,992,875	3.6%
Professional & Business Services	16,161	12.1%	\$348,193,290	6.9%
Education & Health Services	27,329	20.5%	\$794,815,637	15.8%
Leisure & Hospitality	10,468	7.8%	\$160,011,204	3.2%
Other Services (except Public Administration)	3,566	2.7%	\$90,901,081	1.8%
Public Administration	4,362	3.3%	\$146,763,531	2.9%
TOTAL	133,528		\$5,042,568,599	

DISTRICT EMPLOYMENT

Age 29 or younger	
Total	Rank
31,149	22
Age 30-54	
Total	Rank
70,093	9
Age 55+	
Total	Rank
32,286	22

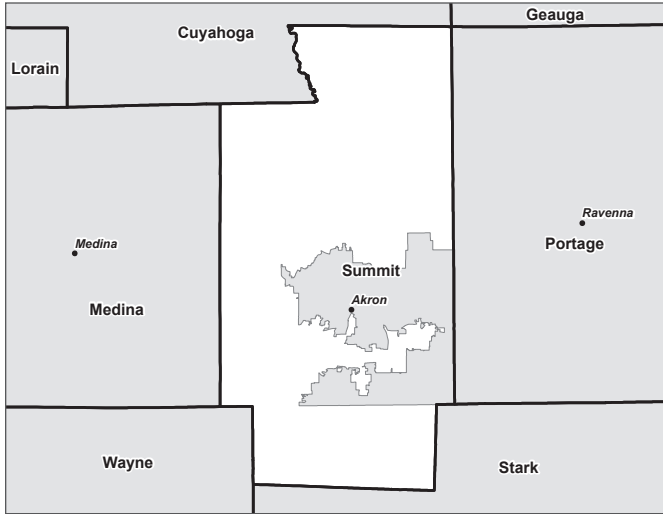
27 TWENTY-SEVENTH

SENATE DISTRICT



District Map:

Senate District 27 encompasses House Districts 31, 32, and 34.



Political Landscape:

2018 Gubernatorial Results:

Mike DeWine (R)	47.13%
Richard Cordray (D)	52.87%

2020 Presidential Results:

Joe Biden (D)	51.48%
Donald Trump (R)	48.52%



Candidates:

KRISTINA ROEGNER (R-Hudson) ★

- **Social Media:** [f](#) [t](#) @kristinaroegner
- **Occupation:** Small Business Owner
- **Experience:** Hudson City Council; Founder and President, Language Lodge; McKinsey Alumni Consultant; McKinsey & Co., Consultant; Westinghouse Power Generation Service Division, Project Manager/Mechanical Engineer
- **Education:** B.S., Tufts University; M.B.A., Wharton School of Business
- **Campaign Committee:** Kristina Daley Roegner for Ohio, 1556 E. Hines Hill Rd., Hudson, OH 44236
- **Website:** kristinaroegner.com

PATRICIA GOETZ (D-Hudson)

- **Social Media:** [f](#) [t](#) [v](#) @ElectDrGoetz
- **Occupation:** Psychiatrist
- **Experience:** Assistant Clinical Professor of Child and Adolescent Psychiatry, Case Western Reserve University; Consultant, Ohio Department of Mental Health; Chief Clinical Officer, Stark County Health Board
- **Education:** University of Pittsburgh School of Medicine
- **Memberships:** Western Reserve Community Band; Rotary Club of Hudson
- **Campaign Committee:** Committee for Dr. Goetz, 16 College St., Hudson, OH 44236
- **Website:** electdrgoetz.com

DEMOCRATS SAY: Dr. Patricia Goetz is a physician focusing on children and young adults. She is prioritizing health care, jobs, education, and modern infrastructure in her community. She is in a top targeted district and is focusing on issues that support “Main Street” businesses and local jobs.

REPUBLICANS SAY: In 2010, Kristina Roegner began her service in the General Assembly by flipping a Democratic seat to Republican control and the voters re-elected her time after time. She’s fended off every challenge since then and will once again be successful in beating her liberal Democrat challenger.

Economic Profile:

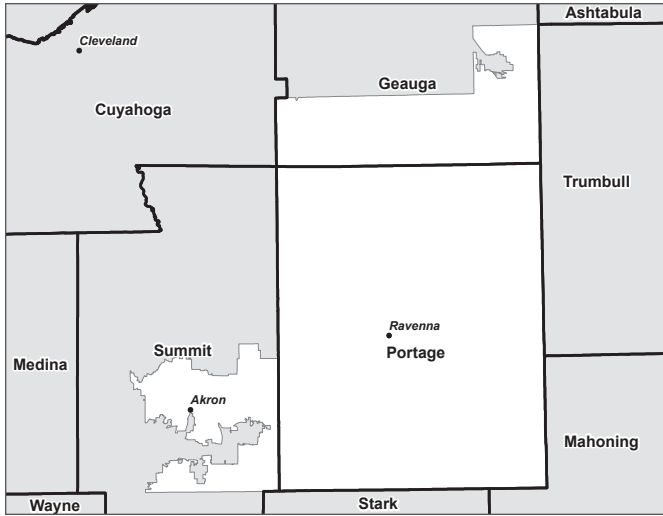
INDUSTRIES	Employment		Wages	
	# of Jobs	%	\$	%
Natural Resources & Mining	290	0.2%	\$8,611,680	0.1%
Construction	7,882	4.3%	\$54,988,135	0.6%
Manufacturing	23,143	12.6%	\$504,416,691	5.8%
Trade, Transportation, & Utilities	44,548	24.3%	\$3,173,313,478	36.5%
Information	3,103	1.7%	\$207,257,407	2.4%
Financial Activities	10,081	5.5%	\$699,364,864	8.0%
Professional & Business Services	29,691	16.2%	\$1,803,145,377	20.7%
Education & Health Services	34,596	18.9%	\$1,539,762,631	17.7%
Leisure & Hospitality	21,013	11.5%	\$364,344,820	4.2%
Other Services (except Public Administration)	5,898	3.2%	\$184,967,420	2.1%
Public Administration	2,733	1.5%	\$164,910,467	1.9%
TOTAL	182,978		\$8,705,082,969	

DISTRICT EMPLOYMENT	
Age 29 or younger	
Total	Rank
45,005	11
Age 30-54	
Total	Rank
92,522	23
Age 55+	
Total	Rank
45,451	19

See pages 188 & 189 for comparative demographic data.

District Map:

Senate District 28 encompasses House Districts 33, 35, and 72.



Candidates:

NO 2022 CONTEST; DISTRICT DATA ARE DISPLAYED FOR INFORMATIONAL PURPOSES.

Political Landscape:

2018 Gubernatorial Results:

Mike DeWine (R)	43.02%
Richard Cordray (D)	56.98%

2020 Presidential Results:

Joe Biden (D)	52.29%
Donald Trump (R)	47.71%

2022
POLITICAL R
INDEX:
45.46%

Economic Profile:

See pages 188 & 189 for comparative demographic data.

INDUSTRIES	Employment		Wages	
	# of Jobs	%	\$	%
Natural Resources & Mining	529	0.3%	\$26,181,517	0.4%
Construction	6,795	4.3%	\$45,515,906	0.6%
Manufacturing	19,750	12.5%	\$408,107,605	5.7%
Trade, Transportation, & Utilities	27,719	17.5%	\$2,182,749,571	30.6%
Information	2,259	1.4%	\$141,021,692	2.0%
Financial Activities	4,088	2.6%	\$255,574,657	3.6%
Professional & Business Services	21,702	13.7%	\$1,403,783,953	19.6%
Education & Health Services	50,105	31.6%	\$1,916,165,344	26.8%
Leisure & Hospitality	14,158	8.9%	\$246,051,772	3.4%
Other Services (except Public Administration)	4,879	3.1%	\$142,182,474	2.0%
Public Administration	6,583	4.2%	\$376,653,420	5.3%
TOTAL	158,567		\$7,143,987,912	

DISTRICT EMPLOYMENT

Age 29 or younger	
Total	Rank
36,079	26
Age 30-54	
Total	Rank
81,396	16
Age 55+	
Total	Rank
41,092	7

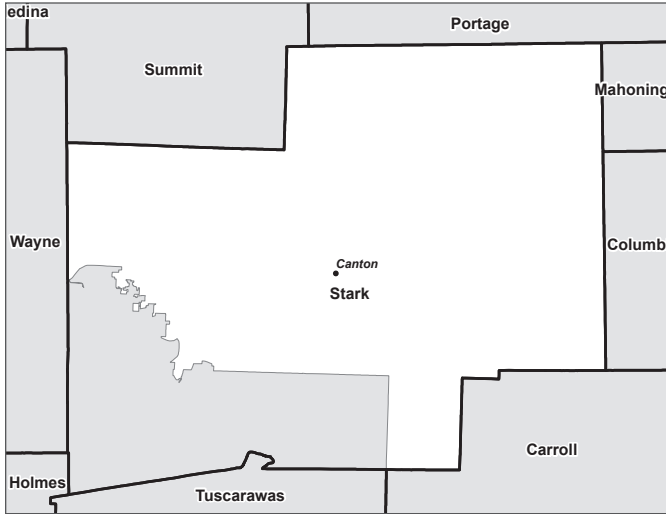
29 TWENTY-NINTH

SENATE DISTRICT



District Map:

Senate District 29 encompasses House Districts 48, 49, and 50.



Candidates:

KIRK SCHURING (R-Canton)

- **Occupation:** Legislator
- **Experience:** Independent Insurance Agent; State Representative
- **Education:** Kent State University
- **Campaign Committee:** Citizens for Schuring Committee, 330 Third St., NW, Canton, OH 44702

UNOPPOSED

DEMOCRATS SAY: No comment provided.

REPUBLICANS SAY: Majority Leader Kirk Schuring has been a dedicated public servant in Stark County for decades, admired by both sides of the aisle. Unopposed, he returns to the Ohio Senate in January.

Political Landscape:

2018 Gubernatorial Results:

Mike DeWine (R)	54.97%
Richard Cordray (D)	45.03%

2020 Presidential Results:

Joe Biden (D)	41.48%
Donald Trump (R)	58.52%



Economic Profile:

INDUSTRIES	Employment		Wages	
	# of Jobs	%	\$	%
Natural Resources & Mining	530	0.3%	\$27,909,480	0.4%
Construction	7,542	4.8%	\$58,562,188	0.9%
Manufacturing	24,931	15.7%	\$440,897,599	6.7%
Trade, Transportation, & Utilities	29,312	18.5%	\$2,409,198,838	36.5%
Information	2,206	1.4%	\$72,091,217	1.1%
Financial Activities	6,630	4.2%	\$381,628,556	5.8%
Professional & Business Services	15,522	9.8%	\$780,447,517	11.8%
Education & Health Services	44,838	28.3%	\$1,800,549,066	27.3%
Leisure & Hospitality	17,574	11.1%	\$308,998,547	4.7%
Other Services (except Public Administration)	5,852	3.7%	\$156,859,361	2.4%
Public Administration	3,483	2.2%	\$163,403,701	2.5%
TOTAL	158,420		\$6,600,546,072	

DISTRICT EMPLOYMENT

Age 29 or younger	
Total	Rank
39,585	7
Age 30-54	
Total	Rank
78,783	30
Age 55+	
Total	Rank
40,052	13

See pages 188 & 189 for comparative demographic data.

SENATE

District Map:

Senate District 30 encompasses House Districts 94, 95, and 96.



Candidates:

NO 2022 CONTEST; DISTRICT DATA ARE DISPLAYED FOR INFORMATIONAL PURPOSES.

Political Landscape:

2018 Gubernatorial Results:

Mike DeWine (R)	60.60%
Richard Cordray (D)	39.40%

2020 Presidential Results:

Joe Biden (D)	31.79%
Donald Trump (R)	68.21%

2022
POLITICAL R
INDEX:
62.20%

Economic Profile:

INDUSTRIES	Employment		Wages	
	# of Jobs	%	\$	%
Natural Resources & Mining	3,635	3.5%	\$229,514,740	5.3%
Construction	5,951	5.7%	\$138,236,826	3.2%
Manufacturing	8,056	7.8%	\$289,014,041	6.7%
Trade, Transportation, & Utilities	20,792	20.0%	\$1,220,658,108	28.4%
Information	1,229	1.2%	\$49,107,354	1.1%
Financial Activities	3,926	3.8%	\$178,590,408	4.2%
Professional & Business Services	6,807	6.6%	\$254,794,457	5.9%
Education & Health Services	34,800	33.5%	\$992,867,136	23.1%
Leisure & Hospitality	11,241	10.8%	\$170,481,671	4.0%
Other Services (except Public Administration)	2,822	2.7%	\$88,557,964	2.1%
Public Administration	4,505	4.3%	\$680,368,971	15.9%
TOTAL	103,764		\$4,292,191,678	

DISTRICT EMPLOYMENT

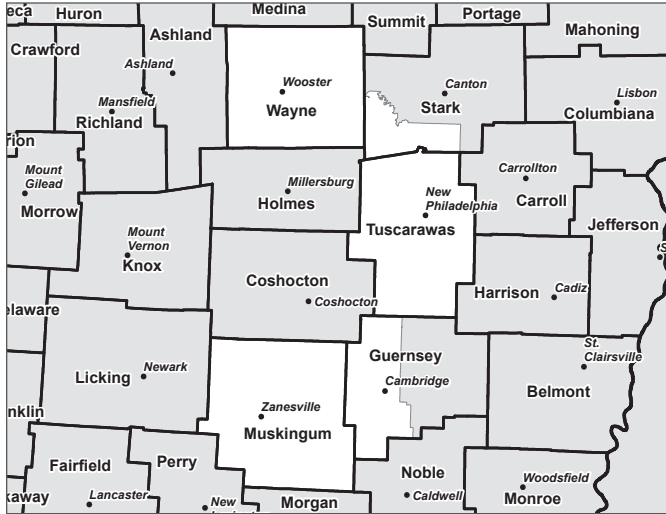
Age 29 or younger	
Total	Rank
23,305	28
Age 30-54	
Total	Rank
53,173	18
Age 55+	
Total	Rank
27,286	4

See pages 188 & 189 for comparative demographic data.



District Map:

Senate District 31 encompasses House Districts 51, 77, and 97.



Candidates:

AL LANDIS (R-Dover)

- **Experience:** State Representative; Sales Administration Manager, Greer Steel Company
- **Education:** Dover High School
- **Campaign Committee:** Friends for Allen Landis, 4570 Harold St., NW, Dover, OH 44622

UNOPPOSED

DEMOCRATS SAY: No comment provided.

REPUBLICANS SAY: Landslide Al Landis will finally live up to his moniker with a shutout win in this Republican district.

Political Landscape:

2018 Gubernatorial Results:

Mike DeWine (R)	64.70%
Richard Cordray (D)	35.30%

2020 Presidential Results:

Joe Biden (D)	29.91%
Donald Trump (R)	70.09%



Economic Profile:

INDUSTRIES	Employment		Wages	
	# of Jobs	%	\$	%
Natural Resources & Mining	4,334	3.1%	\$247,436,516	4.2%
Construction	6,463	4.7%	\$60,190,879	1.0%
Manufacturing	29,670	21.5%	\$345,898,083	5.9%
Trade, Transportation, & Utilities	25,598	18.6%	\$2,622,496,808	44.8%
Information	1,587	1.2%	\$47,031,353	0.8%
Financial Activities	3,978	2.9%	\$222,543,347	3.8%
Professional & Business Services	9,166	6.7%	\$401,266,431	6.9%
Education & Health Services	36,224	26.3%	\$1,418,932,223	24.3%
Leisure & Hospitality	12,811	9.3%	\$204,157,698	3.5%
Other Services (except Public Administration)	4,215	3.1%	\$133,260,934	2.3%
Public Administration	3,729	2.7%	\$147,101,407	2.5%
TOTAL	137,775		\$5,850,315,678	

DISTRICT EMPLOYMENT

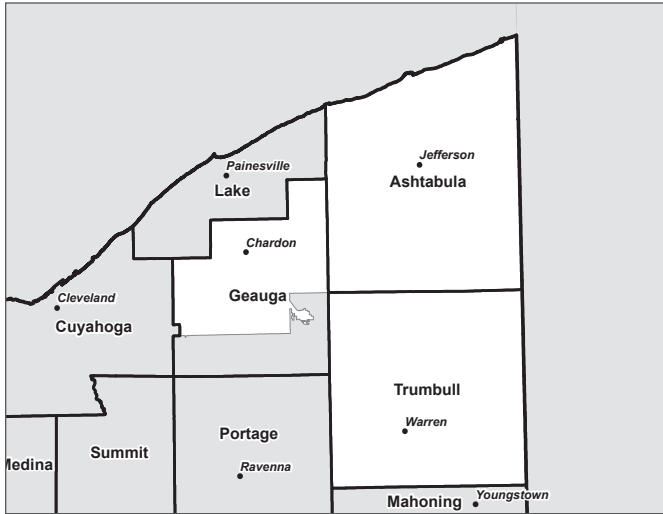
Age 29 or younger	
Total	Rank
33,730	12
Age 30-54	
Total	Rank
69,423	26
Age 55+	
Total	Rank
34,622	16

See pages 188 & 189 for comparative demographic data.

SENATE

District Map:

Senate District 32 encompasses House Districts 64, 65, and 99.



Candidates:

NO 2022 CONTEST; DISTRICT DATA ARE DISPLAYED FOR INFORMATIONAL PURPOSES.

Political Landscape:

2018 Gubernatorial Results:

Mike DeWine (R)	52.42%
Richard Cordray (D)	47.58%

2020 Presidential Results:

Joe Biden (D)	41.39%
Donald Trump (R)	58.61%

2022
POLITICAL R
INDEX:
55.29%

Economic Profile:

See pages 188 & 189 for comparative demographic data.

INDUSTRIES	Employment		Wages	
	# of Jobs	%	\$	%
Natural Resources & Mining	587	0.5%	\$12,710,010	0.3%
Construction	5,475	4.7%	\$28,150,768	0.6%
Manufacturing	21,023	18.0%	\$284,333,583	6.5%
Trade, Transportation, & Utilities	22,661	19.4%	\$2,008,738,126	45.6%
Information	1,132	1.0%	\$40,706,245	0.9%
Financial Activities	3,427	2.9%	\$172,127,444	3.9%
Professional & Business Services	10,980	9.4%	\$414,698,419	9.4%
Education & Health Services	31,867	27.2%	\$932,861,727	21.2%
Leisure & Hospitality	12,077	10.3%	\$191,401,745	4.3%
Other Services (except Public Administration)	3,752	3.2%	\$100,560,727	2.3%
Public Administration	4,008	3.4%	\$221,855,104	5.0%
TOTAL	116,989		\$4,408,143,898	

DISTRICT EMPLOYMENT

Age 29 or younger	
Total	Rank
26,779	24
Age 30-54	
Total	Rank
58,106	32
Age 55+	
Total	Rank
32,104	2

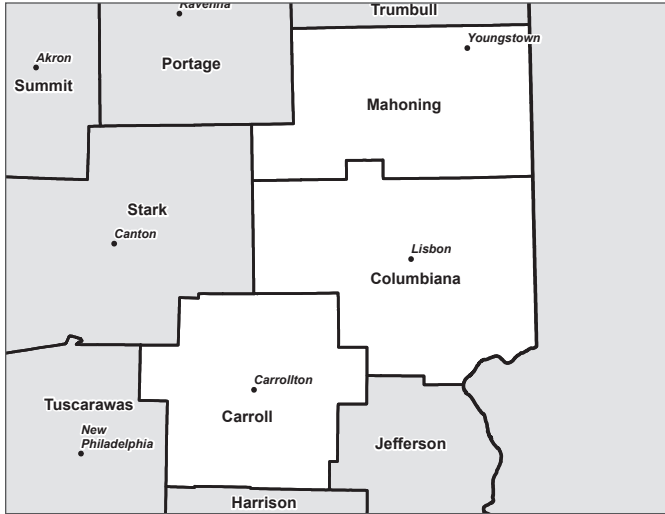
33 THIRTY-THIRD

SENATE DISTRICT



District Map:

Senate District 33 encompasses House Districts 58, 59, and 79.



Political Landscape:

2018 Gubernatorial Results:

Mike DeWine (R)	51.44%
Richard Cordray (D)	48.56%

2020 Presidential Results:

Joe Biden (D)	41.11%
Donald Trump (R)	58.89%



Candidates:

MICHAEL RULLI (R-Salem) ★

- **Social Media:** @michaelrulli
- **Occupation:** Business Executive
- **Experience:** Director of Operations, Rulli Bros. Markets; Leetonia School Board President
- **Education:** Emerson College
- **Campaign Committee:** Michael A Rulli for Senate, 100 E. Federal St., Ste. 600, Youngstown, OH 44503
- **Website:** michaelrulli.com

BOB HAGAN (D-Youngstown)

- **Social Media:** @Repbobhagan
- **Occupation:** Retired Locomotive Engineer
- **Experience:** State Representative; State Senator; Labor Lobbyist
- **Education:** Ursuline High School
- **Campaign Committee:** Friends of Bob Hagan, 562 Madera Ave., Youngstown, OH 44504

DEMOCRATS SAY: Bob was previously a state representative and a state senator, and is a proud member of the Brotherhood of Locomotive Engineers and Trainmen. From Youngstown, he is focused on reinvesting in northeast Ohio and making sure the state is investing in jobs of the future.

REPUBLICANS SAY: Michael Rulli has quickly distinguished himself as a businessman and dedicated conservative legislator. His opponent, former Sen. Bob Hagan, has distinguished himself as a perennial losing candidate whose radical liberal views and reprehensible social media posts are completely out of touch with this district. Rulli earns a second term, with ease.

Economic Profile:

INDUSTRIES	Employment		Wages	
	# of Jobs	%	\$	%
Natural Resources & Mining	775	0.6%	\$33,102,762	0.7%
Construction	6,702	5.0%	\$34,290,804	0.7%
Manufacturing	17,223	12.9%	\$377,658,471	7.5%
Trade, Transportation, & Utilities	26,816	20.0%	\$1,814,410,836	36.2%
Information	1,390	1.0%	\$68,091,346	1.4%
Financial Activities	3,382	2.5%	\$191,128,376	3.8%
Professional & Business Services	14,201	10.6%	\$539,372,616	10.8%
Education & Health Services	39,052	29.2%	\$1,314,517,335	26.2%
Leisure & Hospitality	15,360	11.5%	\$235,938,926	4.7%
Other Services (except Public Administration)	4,216	3.1%	\$120,041,619	2.4%
Public Administration	4,825	3.6%	\$279,933,199	5.6%
TOTAL	133,942		\$5,008,486,290	

DISTRICT EMPLOYMENT	
Age 29 or younger	
Total	Rank
31,292	21
Age 30-54	
Total	Rank
65,450	33
Age 55+	
Total	Rank
37,200	1

See pages 188 & 189 for comparative demographic data.

2022 OHIO **HOUSE** RACES



The Ohio House of Representatives is comprised of 99 members who serve two-year terms. Under Ohio's term limits, House members are limited to four consecutive two-year terms. Every even-numbered year, all House seats are up for election.

Legislative districts are determined on the basis of population. Every 10 years, following the federal census, the total population of the state is divided by 99 to arrive at the target population for each district. Based on the 2020 U.S. Census, the target population for each Ohio House district is 119,186.

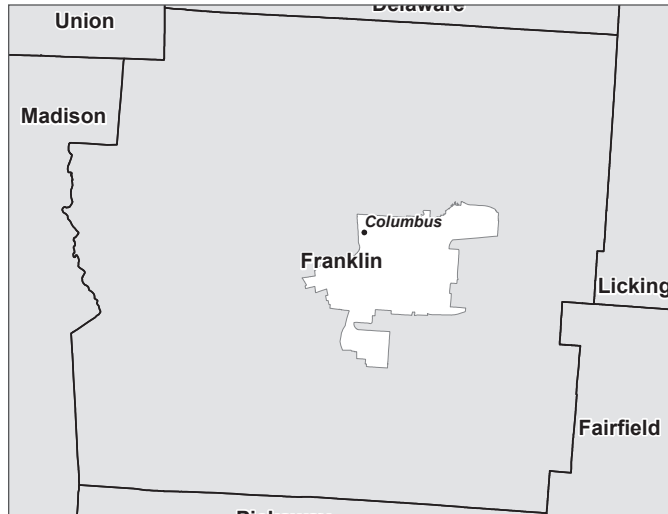
State House districts are nested within state Senate districts, so that each Senate district is made up of three contiguous House districts.

In 2020, the chamber's Republican veto-proof supermajority increased from 61-38 to 64-35. The Democrats last gained the House in 2008, overturning a Republican majority that dated to January 1995. Republicans regained the majority in the 2010 election.



District Map:

House District 1 is contained within Senate District 15.



Political Landscape:

2018 Gubernatorial Results:

Mike DeWine (R)	17.49%
Richard Cordray (D)	82.51%

2020 Presidential Results:

Joe Biden (D)	82.78%
Donald Trump (R)	17.22%



Candidates:

DONTAVIUS JARRELLS (D-Columbus) ★

- **Social Media:** [f](#) [in](#) [@](#) [@iamDontavius](#)
- **Occupation:** Chief of Communications, Franklin County Treasurer's Office
- **Experience:** Director of Programs and Services, Ohio Association of County Behavioral Health Authorities; Political Director, Ohio Democratic Party; Health Equity Policy and Program Lead, Ohio Department of Mental Health and Addiction Services; Community Engagement and Advocacy Administrator, Ohio Association of County Behavioral Health Authorities; Ohio Legislative Service Commission Fellow
- **Education:** B.A. Political Science, Economics, Hiram College
- **Campaign Committee:** Friends of Dontavius Jarrells, 222 East Town St., Suite 2W, Columbus, OH 43215
- **Website:** jarrellsforohio.us

UNOPOSED

DEMOCRATS SAY: Rep. Jarrells is a rising star in the House Democratic Caucus.

REPUBLICANS SAY: No comment provided.

Economic Profile:

See pages 190 & 191 for comparative demographic data.

INDUSTRIES	Employment		Wages	
	# of Jobs	%	\$	%
Natural Resources & Mining	22	0.0%	\$989,674	0.0%
Construction	5,620	4.0%	\$165,011,258	2.0%
Manufacturing	4,536	3.2%	\$383,559,086	4.6%
Trade, Transportation, & Utilities	17,361	12.3%	\$1,129,921,487	13.6%
Information	2,254	1.6%	\$144,214,758	1.7%
Financial Activities	11,922	8.5%	\$835,479,611	10.1%
Professional & Business Services	21,669	15.4%	\$1,528,426,743	18.4%
Education & Health Services	40,522	28.7%	\$1,661,160,220	20.0%
Leisure & Hospitality	12,279	8.7%	\$307,007,643	3.7%
Other Services (except Public Administration)	5,415	3.8%	\$224,271,606	2.7%
Public Administration	19,417	13.8%	\$1,914,772,914	23.1%
TOTAL	141,017		\$8,294,815,000	

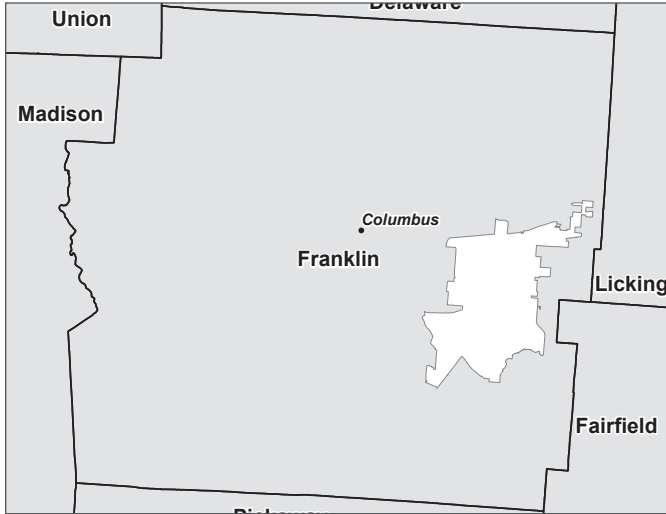
DISTRICT EMPLOYMENT

Age 29 or younger	
Total	Rank
27,400	97
Age 30-54	
Total	Rank
80,402	1
Age 55+	
Total	Rank
33,215	73



District Map:

House District 2 is contained within Senate District 15.



Candidates:

LATYNA HUMPHREY (D-Columbus) ★

- **Social Media:**
- **Occupation:** Legislator
- **Experience:** President, Central Ohio Young Black Democrats; Bailiff, Franklin County Court of Common Pleas; Community Outreach Coordinator, Franklin County Auditor
- **Education:** A.A., Columbus State Community College; B.S. Applied Psychology, Franklin University
- **Campaign Committee:** Humphrey for Ohio, 545 E. Town Street, Columbus, OH 43215

UNOPPOSED

DEMOCRATS SAY: Rep. Humphrey is a champion for women, criminal justice, and Ohio families and one of the youngest members of the Ohio House.

REPUBLICANS SAY: No comment provided.

Political Landscape:

2018 Gubernatorial Results:

Mike DeWine (R)	24.19%
Richard Cordray (D)	75.81%

2020 Presidential Results:

Joe Biden (D)	75.29%
Donald Trump (R)	24.71%



Economic Profile:

See pages 190 & 191 for comparative demographic data.

INDUSTRIES	Employment		Wages	
	# of Jobs	%	\$	%
Natural Resources & Mining	8	0.0%	\$322,158	0.0%
Construction	1,283	3.1%	\$7,565,809	0.4%
Manufacturing	1,791	4.4%	\$87,563,400	4.4%
Trade, Transportation, & Utilities	11,700	28.5%	\$648,771,650	32.3%
Information	285	0.7%	\$18,234,785	0.9%
Financial Activities	3,227	7.9%	\$234,412,113	11.7%
Professional & Business Services	4,874	11.9%	\$315,330,170	15.7%
Education & Health Services	12,330	30.1%	\$534,928,487	26.6%
Leisure & Hospitality	4,054	9.9%	\$90,190,706	4.5%
Other Services (except Public Administration)	1,236	3.0%	\$51,191,081	2.5%
Public Administration	193	0.5%	\$19,032,352	0.9%
TOTAL	40,981		\$2,007,542,711	

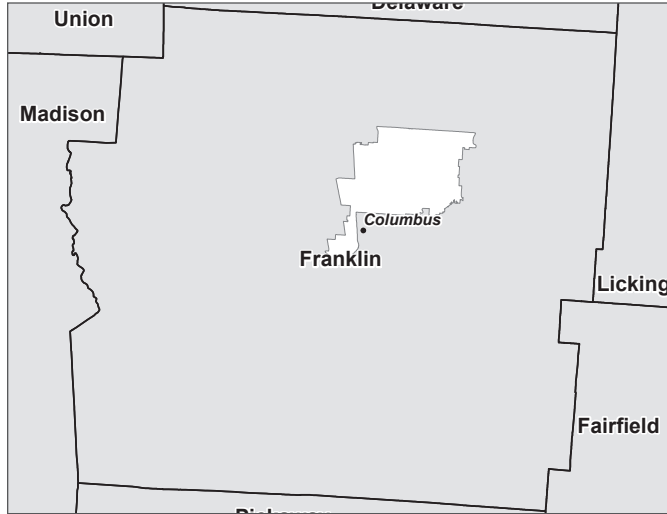
DISTRICT EMPLOYMENT

Age 29 or younger	
Total	Rank
10,616	19
Age 30-54	
Total	Rank
21,689	24
Age 55+	
Total	Rank
8,676	90



District Map:

House District 3 is contained within Senate District 25.



Candidates:

ISMAIL MOHAMED (D-Columbus)

- **Campaign Committee:** Friends of Ismail Mohamed, 1507 Brooks Ave., Columbus, OH 43211

J. JOSIAH LANNING (R-Columbus)

- **Social Media:** [f](#) [i](#)
- **Occupation:** Public Policy Advocate
- **Experience:** Public Affairs Research, Ohio Insurance Institute; Public Policy Consultant, Ohio National Guard; Intern, Ohio Department of Public Safety
- **Education:** A.A. International Business, Columbus State Community College; B.A. International Studies, OSU; M.P.A., OSU
- **Campaign Committee:** Lanning for Ohio, 1554 E. Cooke Rd., Columbus, OH 43224
- **Website:** lanningforOhio.org

DEMOCRATS SAY: Ismail is an attorney with a private practice in Columbus representing many members of the Somali community. If elected, Ismail would be the first Somali man to be elected to any office in Ohio's history.

REPUBLICANS SAY: Josiah Lanning is working hard to convince voters that he is their champion.

Political Landscape:

2018 Gubernatorial Results:

Mike DeWine (R)	14.98%
Richard Cordray (D)	85.02%

2020 Presidential Results:

Joe Biden (D)	83.22%
Donald Trump (R)	16.78%



Economic Profile:

See pages 190 & 191 for comparative demographic data.

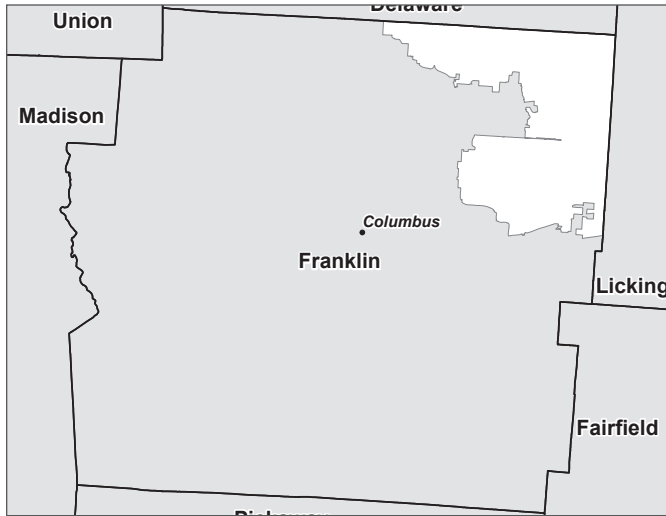
INDUSTRIES	Employment		Wages	
	# of Jobs	%	\$	%
Natural Resources & Mining	5	0.0%	\$270,508	0.0%
Construction	2,498	2.8%	\$20,111,645	0.4%
Manufacturing	2,638	2.9%	\$170,485,872	3.3%
Trade, Transportation, & Utilities	19,170	21.2%	\$996,361,090	19.5%
Information	1,029	1.1%	\$65,837,172	1.3%
Financial Activities	21,667	24.0%	\$1,645,598,328	32.2%
Professional & Business Services	16,566	18.4%	\$1,170,029,979	22.9%
Education & Health Services	10,795	12.0%	\$362,526,893	7.1%
Leisure & Hospitality	10,409	11.5%	\$252,060,389	4.9%
Other Services (except Public Administration)	2,003	2.2%	\$82,957,715	1.6%
Public Administration	3,463	3.8%	\$341,497,585	6.7%
TOTAL	90,243		\$5,107,737,176	

DISTRICT EMPLOYMENT	
Age 29 or younger	
Total	Rank
22,769	30
Age 30-54	
Total	Rank
50,635	2
Age 55+	
Total	Rank
16,839	99



District Map:

House District 4 is contained within Senate District 3.



Political Landscape:

2018 Gubernatorial Results:

Mike DeWine (R)	45.36%
Richard Cordray (D)	54.64%

2020 Presidential Results:

Joe Biden (D)	58.84%
Donald Trump (R)	41.16%



Candidates:

MARY LIGHTBODY (D-Westerville) ★

- **Social Media:** @MaryLightbody
- **Occupation:** Legislator/Educator
- **Experience:** Westerville City Schools; Hilliard City Schools; Columbus City Schools; Otterbein University; Ohio State University Newark Campus
- **Education:** B.A. Asian Studies, Harvard University; Doctorate, Science Education, Ohio State University
- **Memberships:** Westerville Public Library Board of Trustees; First Congregational Church
- **Campaign Committee:** Friends of Mary Lightbody, 545 E. Town St., Columbus, OH 43215
- **Website:** marylightbody.com

JILL RUDLER (R-New Albany)

- **Social Media:**
- **Occupation:** Realtor
- **Campaign Committee:** Jill Rudler For Ohio, 218 W Main St., New Albany, OH 43054
- **Website:** rudlerforohio.com

DEMOCRATS SAY: Rep. Lightbody has 28 years in public education, including eight years with Columbus City Schools and 14 years with The Ohio State University.

REPUBLICANS SAY: Career real estate agent with deep district ties. She's going to win.

Economic Profile:

INDUSTRIES	Employment		Wages	
	# of Jobs	%	\$	%
Natural Resources & Mining	79	0.1%	\$3,457,948	0.1%
Construction	2,215	3.4%	\$83,032,363	2.3%
Manufacturing	2,841	4.3%	\$151,171,419	4.2%
Trade, Transportation, & Utilities	9,101	13.8%	\$555,264,184	15.4%
Information	2,678	4.1%	\$171,343,000	4.7%
Financial Activities	8,906	13.5%	\$675,559,814	18.7%
Professional & Business Services	17,267	26.2%	\$1,079,614,615	29.9%
Education & Health Services	15,017	22.8%	\$613,777,736	17.0%
Leisure & Hospitality	5,446	8.3%	\$127,821,121	3.5%
Other Services (except Public Administration)	1,539	2.3%	\$63,740,351	1.8%
Public Administration	918	1.4%	\$90,526,937	2.5%
TOTAL	66,007		\$3,615,309,489	

DISTRICT EMPLOYMENT

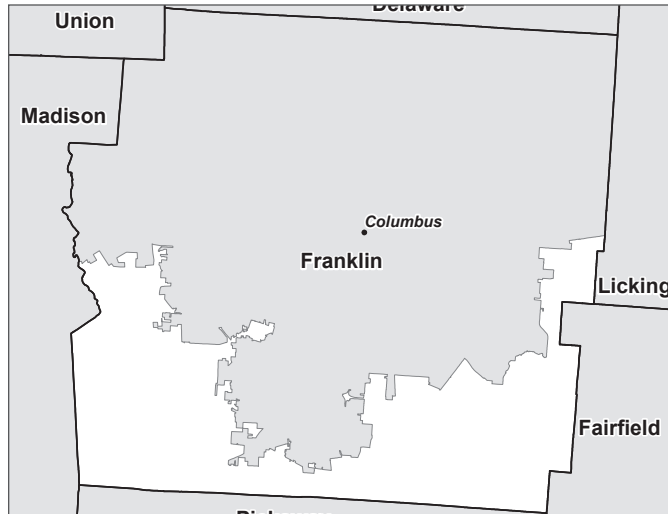
Age 29 or younger	
Total	Rank
16,503	33
Age 30-54	
Total	Rank
36,726	4
Age 55+	
Total	Rank
12,778	96

See pages 190 & 191 for comparative demographic data.



District Map:

House District 5 is contained within Senate District 3.



Political Landscape:

2018 Gubernatorial Results:

Mike DeWine (R)	46.45%
Richard Cordray (D)	53.55%

2020 Presidential Results:

Joe Biden (D)	51.63%
Donald Trump (R)	48.37%



Candidates:

RICHARD BROWN (D-Canal Winchester) ★

- **Social Media:** [Facebook icon]
- **Occupation:** Attorney
- **Experience:** Private Practice
- **Education:** B.A. American History, University of Cincinnati; J.D., Ohio State University
- **Campaign Committee:** Citizens for Richard Brown, 545 E. Town St., Columbus, OH 43215
- **Website:** RichBrownforOhio.com

RONALD BEACH IV (R-Columbus)

- **Social Media:** [Twitter icon] @RLB4forStateRep
- **Occupation:** Graduate Student/Medical Assistant
- **Experience:** Ohio Health; Ohio Army National Guard
- **Education:** B.A. Political Science, Ohio State University; Master's Public Administration, Ohio State University
- **Campaign Committee:** Friends of Ronald Beach IV, 2023 Lisle Ave., Columbus, OH 43207

DEMOCRATS SAY: Rep. Brown is an attorney in private practice for more than 36 years, and has concentrated in civil litigation.

REPUBLICANS SAY: He's putting his energy to good use by talking to voters across the district.

Economic Profile:

See pages 190 & 191 for comparative demographic data.

INDUSTRIES	Employment		Wages	
	# of Jobs	%	\$	%
Natural Resources & Mining	219	0.5%	\$9,061,134	0.4%
Construction	1,219	2.6%	\$2,681,553	0.1%
Manufacturing	4,230	9.1%	\$83,195,467	3.5%
Trade, Transportation, & Utilities	21,835	47.0%	\$1,380,987,431	58.5%
Information	414	0.9%	\$26,488,425	1.1%
Financial Activities	1,499	3.2%	\$98,609,970	4.2%
Professional & Business Services	5,978	12.9%	\$311,669,785	13.2%
Education & Health Services	5,623	12.1%	\$214,774,447	9.1%
Leisure & Hospitality	3,152	6.8%	\$68,070,430	2.9%
Other Services (except Public Administration)	1,090	2.3%	\$45,144,238	1.9%
Public Administration	1,222	2.6%	\$120,505,356	5.1%
TOTAL	46,481		\$2,361,188,236	

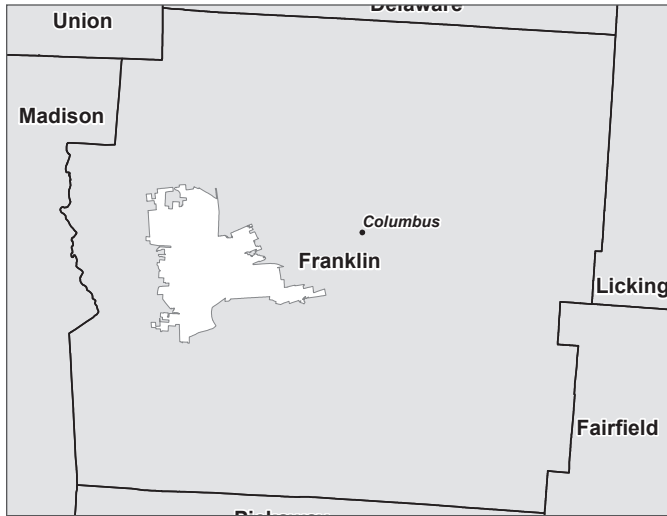
DISTRICT EMPLOYMENT

Age 29 or younger	
Total	Rank
12,135	16
Age 30-54	
Total	Rank
24,862	17
Age 55+	
Total	Rank
9,484	94



District Map:

House District 6 is contained within Senate District 15.



Political Landscape:

2018 Gubernatorial Results:

Mike DeWine (R)	40.01%
Richard Cordray (D)	59.99%

2020 Presidential Results:

Joe Biden (D)	57.92%
Donald Trump (R)	42.08%



Candidates:

ADAM MILLER (D-Columbus) ★

- **Social Media:** [f](#) [t](#) @Miller4Ohio
- **Occupation:** Attorney
- **Experience:** Partner, Taft, Stettinus & Hollister; Grandview Heights City School Board
- **Education:** B.A., Ohio State University; U.S. Army Command & General Staff College; J.D., Capital University
- **Memberships:** Board Member, Operation Legal Help Ohio, Pro-Bono Veterans; Ohio State Bar Association; Columbus Bar Association
- **Campaign Committee:** Miller for Ohio, 545 E. Town Street, Columbus, OH 43215
- **Website:** millerforohio.com

JOE WHARTON (R-Columbus)

- **Campaign Committee:** Friends With Wharton for Ohio, 4755 Annhurst Rd., Columbus, OH 43228

DEMOCRATS SAY: Rep. Miller is a practicing attorney and a Judge Advocate General (JAG) Corps member, U.S. Army Reserves. He recently served an active duty tour as Rule of Law Director, NATO/U.S. Forces, Afghanistan.

REPUBLICANS SAY: This tax expert is ready to lower the taxes of his constituents!

Economic Profile:

INDUSTRIES	Employment		Wages	
	# of Jobs	%	\$	%
Natural Resources & Mining	43	0.1%	\$1,766,179	0.1%
Construction	2,316	5.0%	\$13,982,382	0.6%
Manufacturing	3,654	7.9%	\$158,064,563	7.1%
Trade, Transportation, & Utilities	18,871	40.8%	\$1,163,014,492	52.4%
Information	894	1.9%	\$57,199,642	2.6%
Financial Activities	1,446	3.1%	\$87,308,865	3.9%
Professional & Business Services	6,097	13.2%	\$268,572,310	12.1%
Education & Health Services	6,776	14.6%	\$284,276,415	12.8%
Leisure & Hospitality	4,707	10.2%	\$116,299,117	5.2%
Other Services (except Public Administration)	1,292	2.8%	\$53,510,418	2.4%
Public Administration	157	0.3%	\$15,482,276	0.7%
TOTAL	46,253		\$2,219,476,660	

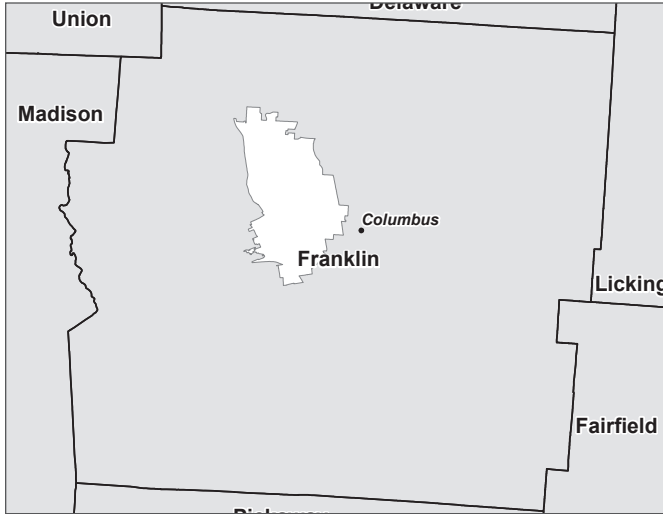
DISTRICT EMPLOYMENT

Age 29 or younger	
Total	Rank
11,940	21
Age 30-54	
Total	Rank
24,814	16
Age 55+	
Total	Rank
9,499	93

See pages 190 & 191 for comparative demographic data.

District Map:

House District 7 is contained within Senate District 25.



Political Landscape:

2018 Gubernatorial Results:

Mike DeWine (R)	31.16%
Richard Cordray (D)	68.84%

2020 Presidential Results:

Joe Biden (D)	72.51%
Donald Trump (R)	27.49%



Candidates:

ALLISON RUSSO (D-Columbus) ★

- **Social Media:** Facebook, Instagram, Twitter @Russo4Ohio
- **Occupation:** Research Director, Kennel and Associates; Legislator
- **Experience:** Senior Research Leader, Thomson Reuters; Senior Healthcare Analyst, Axiom Resource Management Inc.; Research Analyst, Science Applications International Corp.
- **Education:** B.S. Microbiology, Mississippi University for Women; M.P.H. Epidemiology, University of Alabama at Birmingham; D.Ph. Health Policy, George Washington University
- **Memberships:** Upper Arlington Rotary Club; Leadership Upper Arlington
- **Campaign Committee:** Citizens to Elect Allison Russo, 545 E. Town St., Columbus, OH 43215
- **Website:** allisonrusso.com

UNOPOSED

DEMOCRATS SAY: Rep. Russo is the policy research director for a health care policy consulting firm. She serves on the Women's Leadership Council of the United Way of Central Ohio, created the Girls Who Lead after-school program, and works as an advocate and guest writer for the Ohio Women's Public Policy Network.

REPUBLICANS SAY: No comment provided.

Economic Profile:

See pages 190 & 191 for comparative demographic data.

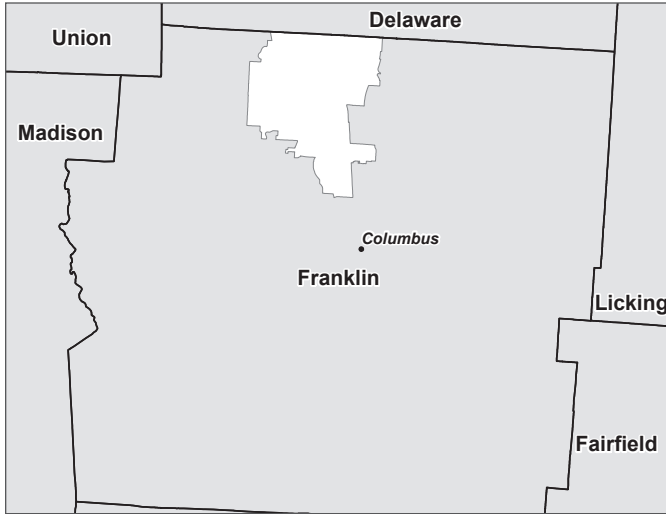
INDUSTRIES	Employment		Wages	
	# of Jobs	%	\$	%
Natural Resources & Mining	26	0.0%	\$1,807,767	0.0%
Construction	3,188	2.7%	\$54,014,132	1.0%
Manufacturing	1,532	1.3%	\$217,577,646	4.2%
Trade, Transportation, & Utilities	10,118	8.5%	\$514,153,054	10.0%
Information	4,928	4.1%	\$315,301,831	6.1%
Financial Activities	6,125	5.1%	\$447,237,537	8.7%
Professional & Business Services	15,380	12.9%	\$1,037,358,547	20.2%
Education & Health Services	63,521	53.2%	\$2,047,107,924	39.8%
Leisure & Hospitality	10,347	8.7%	\$238,379,706	4.6%
Other Services (except Public Administration)	2,684	2.2%	\$111,162,510	2.2%
Public Administration	1,642	1.4%	\$161,922,909	3.1%
TOTAL	119,491		\$5,146,023,562	

DISTRICT EMPLOYMENT	
Age 29 or younger	
Total	Rank
27,693	66
Age 30-54	
Total	Rank
66,569	3
Age 55+	
Total	Rank
25,229	92



District Map:

House District 8 is contained within Senate District 16.



Political Landscape:

2018 Gubernatorial Results:

Mike DeWine (R)	35.66%
Richard Cordray (D)	64.34%

2020 Presidential Results:

Joe Biden (D)	68.14%
Donald Trump (R)	31.86%



Candidates:

BETH LISTON (D-Dublin) ★

- **Social Media:** Facebook, LinkedIn, YouTube, Instagram, Twitter @Liston4Ohio
- **Occupation:** Associate Professor of Clinical Internal Medicine and Pediatrics, Ohio State University Wexner Medical Center
- **Education:** B.S. Biochemistry, University of Notre Dame; Master's Public Health, Ohio State University; M.D., Ohio State University College of Medicine; Yale University School of Medicine Residency Programs; Ph.D. Pathology and Molecular Biology, Ohio State University
- **Campaign Committee:** Friends of Beth Liston, 2193 Stratingham Dr., Dublin, OH 43016
- **Website:** bethliston.com

ZULLY TRUEMPER (R-Columbus)

- **Campaign Committee:** Truemper for Ohio, 865 Macon Alley, Columbus, OH 43206

DEMOCRATS SAY: Rep. Liston earned her MD and PhD from The Ohio State University where she is a professor of Clinical Medicine. Dr. Liston is immediate past-president of the Columbus Medical Association and a member of the Dublin-Worthington Rotary.

REPUBLICANS SAY: No comment provided.

Economic Profile:

INDUSTRIES	Employment		Wages	
	# of Jobs	%	\$	%
Natural Resources & Mining	9	0.0%	\$604,486	0.0%
Construction	2,406	3.6%	\$18,579,329	0.6%
Manufacturing	4,334	6.5%	\$164,206,968	5.0%
Trade, Transportation, & Utilities	9,736	14.6%	\$653,666,217	20.0%
Information	1,134	1.7%	\$72,555,251	2.2%
Financial Activities	4,418	6.6%	\$317,392,308	9.7%
Professional & Business Services	15,959	23.9%	\$905,194,900	27.7%
Education & Health Services	16,944	25.3%	\$710,825,180	21.8%
Leisure & Hospitality	7,388	11.1%	\$168,042,869	5.1%
Other Services (except Public Administration)	3,400	5.1%	\$140,816,890	4.3%
Public Administration	1,130	1.7%	\$111,432,940	3.4%
TOTAL	66,858		\$3,263,317,338	

DISTRICT EMPLOYMENT

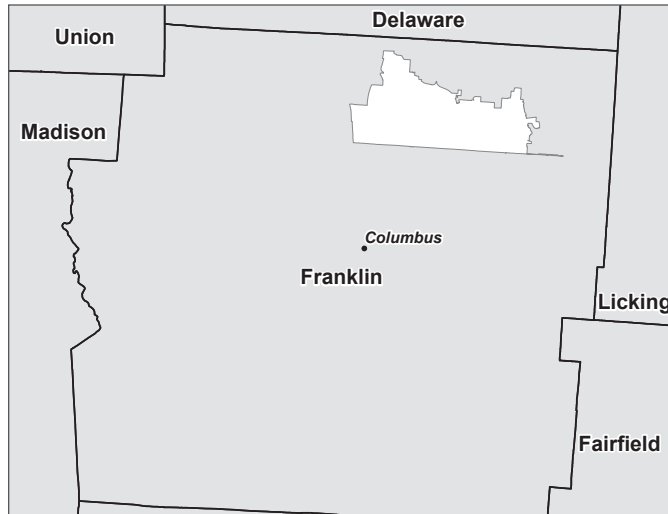
Age 29 or younger	Total	Rank
	16,257	44
Age 30-54	Total	Rank
	35,603	19
Age 55+	Total	Rank
	14,998	84

See pages 190 & 191 for comparative demographic data.



District Map:

House District 9 is contained within Senate District 25.



Candidates:

MUNIRA ABDULLAHI (D-Columbus)

- **Social Media:**
- **Occupation:** Program Manger, Muslim American Society
- **Experience:** Columbus Fellow, IGNITE National
- **Education:** B.A. Political Science & International Relations, Ohio State University
- **Campaign Committee:** Munira Abdullahi Campaign Committee, 5368 Redwood Rd., Columbus, OH 43229
- **Website:** muniraforohio.com

UNOPPOSED

DEMOCRATS SAY: Munira is a first generation Somali-American woman who grew up in Columbus. She has worked in local non-profits for 10 years, advocating for and promoting youth development, leadership, and community service. When elected, she will be the first Somalian woman elected to office in Ohio's history.

REPUBLICANS SAY: No comment provided.

Political Landscape:

2018 Gubernatorial Results:

Mike DeWine (R)	30.94%
Richard Cordray (D)	69.06%

2020 Presidential Results:

Joe Biden (D)	70.04%
Donald Trump (R)	29.96%



HOUSE

Economic Profile:

See pages 190 & 191 for comparative demographic data.

INDUSTRIES	Employment		Wages	
	# of Jobs	%	\$	%
Natural Resources & Mining	4	0.0%	\$299,398	0.0%
Construction	2,445	6.3%	\$31,220,935	1.6%
Manufacturing	400	1.0%	\$166,868,677	8.6%
Trade, Transportation, & Utilities	7,084	18.2%	\$283,510,997	14.7%
Information	408	1.0%	\$26,104,535	1.4%
Financial Activities	3,358	8.6%	\$244,549,963	12.7%
Professional & Business Services	7,899	20.3%	\$491,766,609	25.5%
Education & Health Services	12,305	31.6%	\$545,257,791	28.2%
Leisure & Hospitality	3,837	9.9%	\$93,355,491	4.8%
Other Services (except Public Administration)	1,110	2.9%	\$45,972,573	2.4%
Public Administration	31	0.1%	\$3,057,010	0.2%
TOTAL	38,881		\$1,931,963,979	

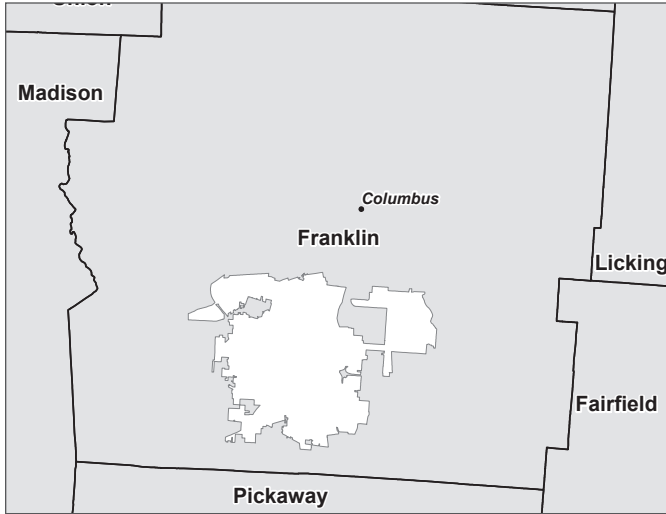
DISTRICT EMPLOYMENT	
Age 29 or younger	
Total	Rank
10,084	18
Age 30-54	
Total	Rank
21,398	8
Age 55+	
Total	Rank
7,399	97

10 TENTH HOUSE DISTRICT



District Map:

House District 10 is contained within Senate District 3.



Political Landscape:

2018 Gubernatorial Results:

Mike DeWine (R)	45.14%
Richard Cordray (D)	54.86%

2020 Presidential Results:

Joe Biden (D)	49.89%
Donald Trump (R)	50.11%



Candidates:

RUSSELL HARRIS (D-Grove City)

- **Social Media:** Facebook, Instagram, Twitter @harrisforohio
- **Occupation:** Consultant/Lobbyist, Ohio Education Association
- **Experience:** Director of Economic Education, Ashland University; Ohio Blue Ribbon Commission on School Funding; Professor, Franklin University
- **Education:** Syracuse University
- **Campaign Committee:** Harris for Ohio, 545 E. Town St., Columbus, OH 43215
- **Website:** voteharrisforohio.com

DAVID DOBOS (R-Columbus)

- **Social Media:** Facebook
- **Occupation:** President, Sheridan WorldWide
- **Experience:** President, Columbus Board of Education; Founder, Direct Micro
- **Education:** Bachelor's Economics, Massachusetts Institute of Technology
- **Campaign Committee:** Dobos for Ohio, 9058 Kildoon Ct., Dublin, OH 43017

DEMOCRATS SAY: Russ has worked with state officials in multiple states on school funding litigation to bring equity to all Ohio students.

REPUBLICANS SAY: He's a proven problem solver who is ready to work for his district.

HOUSE

Economic Profile:

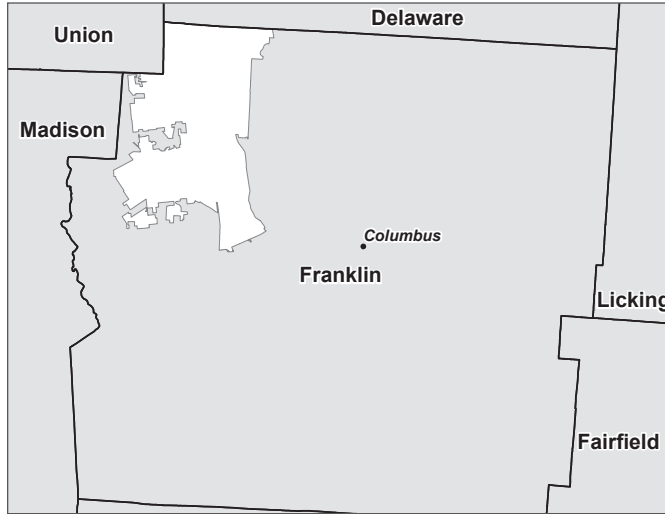
See pages 190 & 191 for comparative demographic data.

INDUSTRIES	Employment		Wages	
	# of Jobs	%	\$	%
Natural Resources & Mining	285	0.5%	\$20,813,398	0.8%
Construction	3,331	6.4%	\$7,757,349	0.3%
Manufacturing	5,850	11.2%	\$227,337,245	8.6%
Trade, Transportation, & Utilities	18,729	35.9%	\$1,306,924,809	49.7%
Information	427	0.8%	\$27,320,187	1.0%
Financial Activities	1,104	2.1%	\$77,325,613	2.9%
Professional & Business Services	4,789	9.2%	\$227,852,743	8.7%
Education & Health Services	8,240	15.8%	\$322,080,772	12.2%
Leisure & Hospitality	5,545	10.6%	\$121,607,036	4.6%
Other Services (except Public Administration)	1,557	3.0%	\$64,485,852	2.5%
Public Administration	2,302	4.4%	\$227,007,635	8.6%
TOTAL	52,159		\$2,630,512,640	

DISTRICT EMPLOYMENT	
Age 29 or younger	
Total	Rank
13,837	13
Age 30-54	
Total	Rank
26,958	37
Age 55+	
Total	Rank
11,364	88

District Map:

House District 11 is contained within Senate District 16.



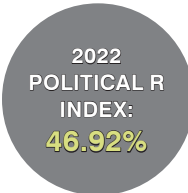
Political Landscape:

2018 Gubernatorial Results:

Mike DeWine (R)	45.47%
Richard Cordray (D)	54.53%

2020 Presidential Results:

Joe Biden (D)	58.96%
Donald Trump (R)	41.04%



Candidates:

ANITA SOMANI (D-Dublin)

- **Social Media:** @AnitaSomaniMD
- **Occupation:** Gynecologist
- **Experience:** Ohio Health; Comprehensive Women's Care
- **Education:** B.A. Psychology, Miami University; M.D. Medicine, Medical College of Ohio
- **Campaign Committee:** Friends of Anita Somani, 545 E. Town St., Columbus, OH 43215

OMAR TARAZI (R-Hilliard)

- **Social Media:** @ForTarazi
- **Occupation:** Attorney; Hilliard City Councilman
- **Experience:** Private Practice Attorney; Externship and Law Clerk, U.S. Attorney's Office
- **Education:** B.S. Business Administration, Franklin University; J.D., University of Dayton School of Law
- **Campaign Committee:** Citizens for Tarazi, 5635 Sandbrook Lane, Hilliard, OH 43026

DEMOCRATS SAY: Anita is a gynecologist with OhioHealth. She owned her own practice, Comprehensive Women's Care, for more than 26 years.

REPUBLICANS SAY: Omar Tarazi brings experience and integrity to this race. He'll hit the ground running on day one!

Economic Profile:

See pages 190 & 191 for comparative demographic data.

INDUSTRIES	Employment		Wages	
	# of Jobs	%	\$	%
Natural Resources & Mining	64	0.1%	\$2,611,844	0.1%
Construction	2,803	3.2%	\$59,664,547	1.2%
Manufacturing	5,387	6.1%	\$191,301,801	4.0%
Trade, Transportation, & Utilities	16,641	18.7%	\$1,047,917,396	21.7%
Information	4,718	5.3%	\$301,865,674	6.3%
Financial Activities	6,961	7.8%	\$509,290,266	10.6%
Professional & Business Services	25,012	28.2%	\$1,685,714,351	34.9%
Education & Health Services	15,672	17.7%	\$664,801,940	13.8%
Leisure & Hospitality	8,701	9.8%	\$209,375,514	4.3%
Other Services (except Public Administration)	2,190	2.5%	\$90,702,644	1.9%
Public Administration	621	0.7%	\$61,238,810	1.3%
TOTAL	88,770		\$4,824,484,786	

DISTRICT EMPLOYMENT

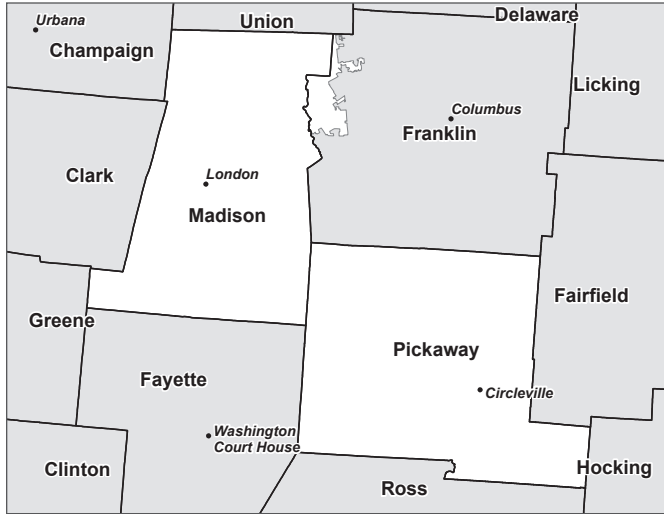
Age 29 or younger	
Total	Rank
22,432	29
Age 30-54	
Total	Rank
48,964	6
Age 55+	
Total	Rank
17,374	95

12 TWELFTH HOUSE DISTRICT



District Map:

House District 12 is contained within Senate District 16.



Political Landscape:

2018 Gubernatorial Results:

Mike DeWine (R)	65.78%
Richard Cordray (D)	34.22%

2020 Presidential Results:

Joe Biden (D)	30.36%
Donald Trump (R)	69.64%



Candidates:

BRIAN STEWART (R-Ashville)

- **Social Media:** BrianStewartOH
- **Occupation:** Attorney
- **Experience:** Pickaway County Commissioner; Farthing & Stewart LLP; Carlile Patchen & Murphy LLP; Ashville City Council
- **Education:** B.A. Political Science, History, Ohio State University; J.D., Ohio State University
- **Memberships:** Pickaway County Farm Bureau; Veterans of Foreign Wars; AMVETS; Association of Ohio Commodores; Pickaway County and Ohio State Bar Association; Pickaway Senior Center Board of Directors; Pickaway County Republican Central Committee
- **Campaign Committee:** Friends of Brian Stewart, 15075 Home Ct., Ashville, OH 43103
- **Website:** stewartforohio.com

UNOPPOSED

DEMOCRATS SAY: No comment provided.

REPUBLICANS SAY: In just his first term, he has earned the respect of his colleagues and delivered for his district. Voters will send him back for a second.

HOUSE

Economic Profile:

See pages 190 & 191 for comparative demographic data.

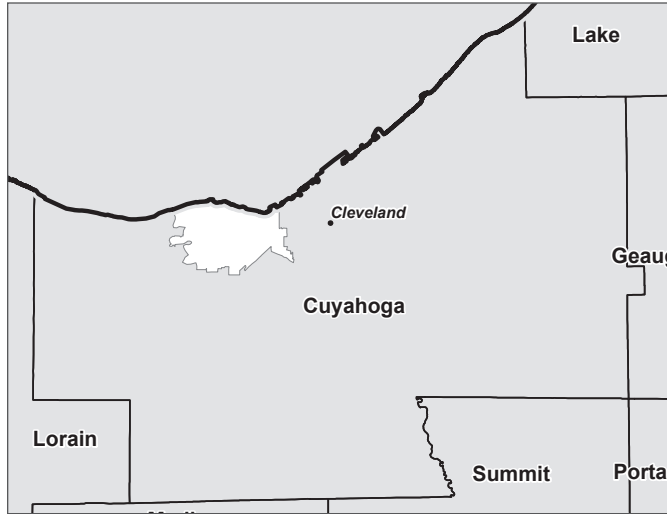
INDUSTRIES	Employment		Wages	
	# of Jobs	%	\$	%
Natural Resources & Mining	450	1.4%	\$16,215,290	0.9%
Construction	2,131	6.8%	\$32,616,846	1.8%
Manufacturing	6,081	19.4%	\$285,934,852	15.9%
Trade, Transportation, & Utilities	7,453	23.8%	\$421,231,694	23.4%
Information	161	0.5%	\$9,571,001	0.5%
Financial Activities	620	2.0%	\$62,848,366	3.5%
Professional & Business Services	2,323	7.4%	\$75,631,983	4.2%
Education & Health Services	6,053	19.3%	\$117,705,983	6.5%
Leisure & Hospitality	2,331	7.4%	\$45,292,587	2.5%
Other Services (except Public Administration)	631	2.0%	\$194,222,591	10.8%
Public Administration	3,072	9.8%	\$540,585,627	30.0%
TOTAL	31,306		\$1,801,856,820	

DISTRICT EMPLOYMENT	
Age 29 or younger	
Total	Rank
7,554	49
Age 30-54	
Total	Rank
16,408	30
Age 55+	
Total	Rank
7,344	75



District Map:

House District 13 is contained within Senate District 23.



Political Landscape:

2018 Gubernatorial Results:

Mike DeWine (R)	25.24%
Richard Cordray (D)	74.76%

2020 Presidential Results:

Joe Biden (D)	72.56%
Donald Trump (R)	27.44%



Candidates:

MICHAEL SKINDELL (D-Lakewood) ★

- **Social Media:** [f](#) [t](#) @MikeSkindell
- **Occupation:** Attorney
- **Experience:** State Senator; State Representative; Lakewood City Council; Hearing Officer, Ohio Department of Health; Assistant Ohio Attorney General
- **Education:** B.A. Business and Political Science, Walsh College; J.D., Cleveland Marshall College of Law
- **Memberships:** National Caucus of Environmental Legislators; Council of State Government's Midwestern Radioactive Materials Transportation Committee; Board Member, Single Payer Action Network Ohio
- **Campaign Committee:** Friends of Michael J. Skindell, 16800 Delaware Ave., Lakewood, OH 44107
- **Website:** mikeskindell.com

KEITH DAVEY (R-Lakewood)

- **Social Media:** [t](#) [t](#) @KeithDavey19
- **Occupation:** Owner, Lakewood Express Taxi Service
- **Campaign Committee:** Davey 4 Ohio, 2131 Riverside Dr., Lakewood, OH 44107
- **Website:** lakewoodcitizensfordavey.com

DEMOCRATS SAY: Rep. Skindell has served in the Ohio House since 2018, and was previously a two-term state senator and four-term representative in the Ohio House.

REPUBLICANS SAY: A faithful man who will be faithful to his oath of office and Ohioans.

HOUSE

Economic Profile:

See pages 190 & 191 for comparative demographic data.

INDUSTRIES	Employment		Wages	
	# of Jobs	%	\$	%
Natural Resources & Mining	2	0.0%	\$101,146	0.0%
Construction	891	3.1%	\$7,220,385	0.5%
Manufacturing	4,677	16.1%	\$57,720,103	3.8%
Trade, Transportation, & Utilities	5,158	17.7%	\$497,689,947	33.0%
Information	332	1.1%	\$20,302,192	1.3%
Financial Activities	1,544	5.3%	\$117,693,668	7.8%
Professional & Business Services	2,627	9.0%	\$164,401,680	10.9%
Education & Health Services	8,195	28.1%	\$459,179,491	30.5%
Leisure & Hospitality	3,891	13.4%	\$88,975,312	5.9%
Other Services (except Public Administration)	1,194	4.1%	\$44,304,649	2.9%
Public Administration	615	2.1%	\$50,164,383	3.3%
TOTAL	29,126		\$1,507,752,957	

DISTRICT EMPLOYMENT	
Age 29 or younger	
Total	Rank
6,774	63
Age 30-54	
Total	Rank
14,890	44
Age 55+	
Total	Rank
7,462	36

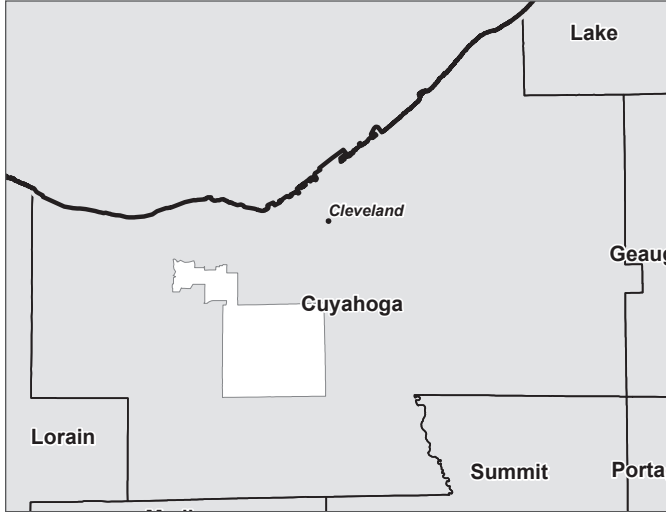
14 FOURTEENTH

HOUSE DISTRICT



District Map:

House District 14 is contained within Senate District 23.



Political Landscape:

2018 Gubernatorial Results:

Mike DeWine (R)	44.56%
Richard Cordray (D)	55.44%

2020 Presidential Results:

Joe Biden (D)	51.01%
Donald Trump (R)	48.99%



Candidates:

SEAN BRENNAN (D-Parma)

- **Social Media:** Facebook, Instagram, YouTube, Twitter @BrennanforOhio
- **Occupation:** Teacher; Parma City Council President
- **Experience:** Brecksville-Broadview Heights School District; Parma Public Housing Authority Board President
- **Education:** B.A. International/Global Studies, University of Dayton; Master's Education Administration and Supervision, Cleveland State University
- **Campaign Committee:** Friends of Sean Brennan, 6306 Hamstead Ave., Parma, OH 44129
- **Website:** brennanforohio.com

JOLENE AUSTIN (R-Parma)

- **Social Media:** Facebook
- **Occupation:** Stay-at-Home Mom
- **Education:** Remington College; Cuyahoga Community College
- **Campaign Committee:** Friends of Jolene Austin, 7727 Roeper Rd., Parma, OH 44134

DEMOCRATS SAY: Sean has served on Parma City Council since 2004 and as its president since 2011. During his time on council, he has advocated for the use of modern technology to help officers fight crime and worked towards rebuilding Parma's infrastructure and bringing economic development opportunities to the city.

REPUBLICANS SAY: Cuyahoga County is ready for fresh leadership.

Economic Profile:

INDUSTRIES	Employment		Wages	
	# of Jobs	%	\$	%
Natural Resources & Mining	1	0.0%	\$77,004	0.0%
Construction	1,020	2.3%	\$5,596,866	0.2%
Manufacturing	3,660	8.4%	\$66,076,886	2.8%
Trade, Transportation, & Utilities	7,184	16.5%	\$524,189,529	22.3%
Information	969	2.2%	\$59,255,495	2.5%
Financial Activities	4,627	10.6%	\$382,482,093	16.3%
Professional & Business Services	5,016	11.5%	\$255,234,653	10.8%
Education & Health Services	14,330	32.8%	\$840,461,545	35.7%
Leisure & Hospitality	4,485	10.3%	\$104,147,293	4.4%
Other Services (except Public Administration)	1,673	3.8%	\$62,078,457	2.6%
Public Administration	661	1.5%	\$53,916,516	2.3%
TOTAL	43,626		\$2,353,516,337	

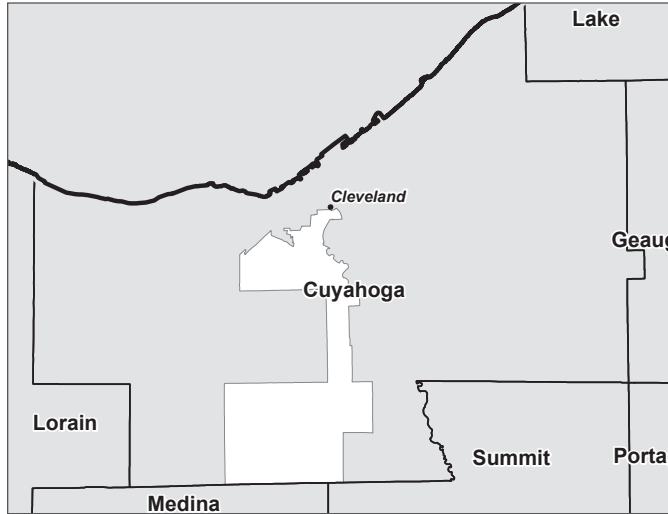
DISTRICT EMPLOYMENT	
Age 29 or younger	
Total	Rank
9,924	74
Age 30-54	
Total	Rank
21,966	64
Age 55+	
Total	Rank
11,736	11

See pages 190 & 191 for comparative demographic data.



District Map:

House District 15 is contained within Senate District 24.



Candidates:

RICHARD DELL'AQUILA (D-Seven Hills)

- **Social Media:** @DellRdquila
- **Occupation:** Attorney; Seven Hills Councilman
- **Experience:** Seven Hills Mayor and Safety Director; Public Defender, City of North Royalton; Staff Attorney, Cuyahoga Community College
- **Education:** B.A. Political Science, Kent State University; J.D., Cleveland-Marshall College of Law
- **Campaign Committee:** Friends of Richard Dell'Aquila, 661 E. Pleasant Valley Rd., Seven Hills, OH 44131
- **Website:** rd4ohiohouse.com

UNOPPOSED

DEMOCRATS SAY: Richard is a Seven Hills City Council member and has been a practicing attorney since 1978.

REPUBLICANS SAY: No comment provided.

Political Landscape:

2018 Gubernatorial Results:

Mike DeWine (R)	47.94%
Richard Cordray (D)	52.06%

2020 Presidential Results:

Joe Biden (D)	50.04%
Donald Trump (R)	49.96%



HOUSE

Economic Profile:

See pages 190 & 191 for comparative demographic data.

INDUSTRIES	Employment		Wages	
	# of Jobs	%	\$	%
Natural Resources & Mining	16	0.0%	\$809,171	0.0%
Construction	2,669	4.9%	\$1,367,173	0.0%
Manufacturing	3,692	6.8%	\$172,901,185	5.5%
Trade, Transportation, & Utilities	11,276	20.8%	\$762,641,056	24.4%
Information	1,401	2.6%	\$85,672,805	2.7%
Financial Activities	2,665	4.9%	\$221,623,847	7.1%
Professional & Business Services	7,851	14.5%	\$584,646,963	18.7%
Education & Health Services	15,131	27.9%	\$890,985,545	28.6%
Leisure & Hospitality	4,900	9.0%	\$118,991,791	3.8%
Other Services (except Public Administration)	2,100	3.9%	\$77,922,749	2.5%
Public Administration	2,490	4.6%	\$203,104,575	6.5%
TOTAL	54,191		\$3,120,666,860	

DISTRICT EMPLOYMENT

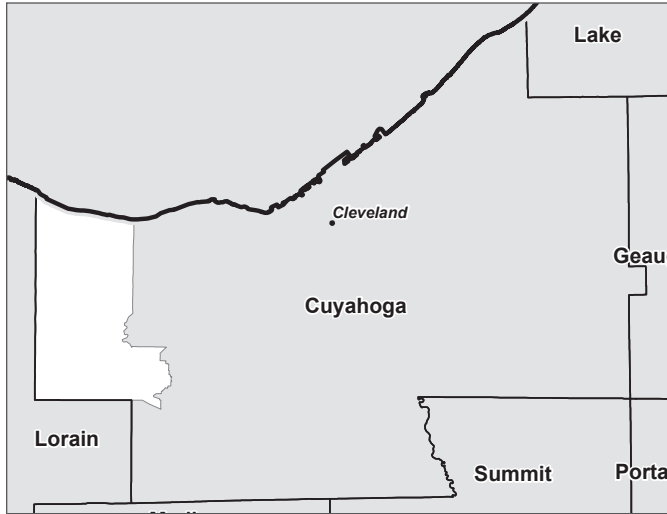
Age 29 or younger	
Total	Rank
12,431	70
Age 30-54	
Total	Rank
28,075	34
Age 55+	
Total	Rank
13,685	45

16 SIXTEENTH HOUSE DISTRICT



District Map:

House District 16 is contained within Senate District 24.



Political Landscape:

2018 Gubernatorial Results:

Mike DeWine (R)	46.27%
Richard Cordray (D)	53.73%

2020 Presidential Results:

Joe Biden (D)	55.10%
Donald Trump (R)	44.90%



Candidates:

BRIDE ROSE SWEENEY (D-Cleveland) ★

- **Social Media:** @RepBrideSweeney
- **Occupation:** Legislator
- **Experience:** Ohio Legislative Service Commission Fellow; Ohio Senate Democratic Caucus
- **Education:** B.A. Political Science, John Carroll University
- **Campaign Committee:** Friends of Bride Rose Sweeney, 23993 Fairlawn Dr., North Olmsted, OH 44070
- **Website:** bridesweeney.com

MICHAEL LAMB (R-Westlake)

- **Social Media:** [Facebook icon] [Twitter icon]
- **Occupation:** Security Professional
- **Experience:** JFC LLC; Shaker Heights Police Officer
- **Education:** Bachelor's Criminal Justice/Law Enforcement Administration, Tiffin University
- **Campaign Committee:** Committee to Elect Michael Lamb, 29947 Tamarack Trail, Westlake, OH 44145

DEMOCRATS SAY: Rep. Sweeney was the first woman elected to represent the district and the youngest Democratic member of the 133rd General Assembly. She supports initiatives to create good paying jobs, ensure workers have equal bargaining rights, restore the state's local government fund, and protect and expand women's access to comprehensive health care.

REPUBLICANS SAY: "Law and Order" is this guy's middle name. Stopping crime is his game.

HOUSE

Economic Profile:

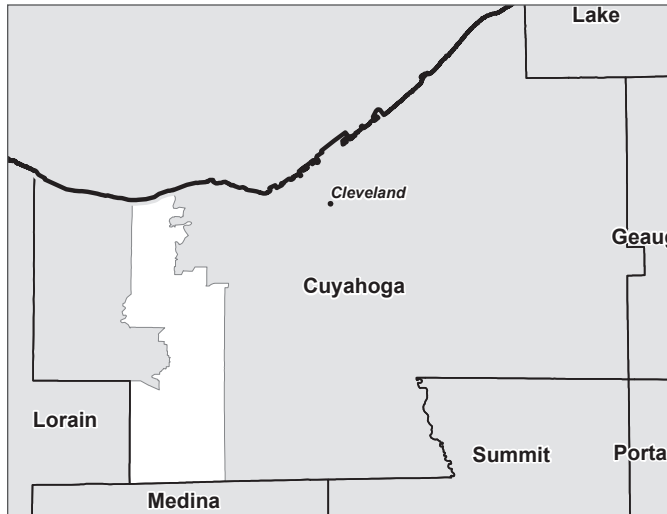
See pages 190 & 191 for comparative demographic data.

INDUSTRIES	Employment		Wages	
	# of Jobs	%	\$	%
Natural Resources & Mining	89	0.1%	\$4,501,014	0.1%
Construction	2,016	3.3%	\$2,563,450	0.1%
Manufacturing	2,884	4.8%	\$130,599,022	4.1%
Trade, Transportation, & Utilities	13,320	22.0%	\$690,646,984	21.7%
Information	2,782	4.6%	\$170,122,587	5.3%
Financial Activities	3,294	5.4%	\$260,465,512	8.2%
Professional & Business Services	10,633	17.5%	\$710,365,903	22.3%
Education & Health Services	14,985	24.7%	\$858,115,106	27.0%
Leisure & Hospitality	8,016	13.2%	\$222,236,078	7.0%
Other Services (except Public Administration)	1,766	2.9%	\$65,529,321	2.1%
Public Administration	811	1.3%	\$66,151,731	2.1%
TOTAL	60,596		\$3,181,296,709	

DISTRICT EMPLOYMENT	
Age 29 or younger	
Total	Rank
15,811	17
Age 30-54	
Total	Rank
30,223	73
Age 55+	
Total	Rank
14,562	59

District Map:

House District 17 is contained within Senate District 24.



Political Landscape:

2018 Gubernatorial Results:

Mike DeWine (R)	48.33%
Richard Cordray (D)	51.67%

2020 Presidential Results:

Joe Biden (D)	51.40%
Donald Trump (R)	48.60%

2022
POLITICAL R
INDEX:
49.63%

Candidates:

THOMAS PATTON (R-Strongsville) ★

- **Social Media:** [Facebook](#) [Twitter](#) @TomPattonOH
- **Occupation:** Legislator
- **Experience:** Ohio Senate
- **Education:** West Tech High School; Cleveland State University
- **Memberships:** St. Colman; Incarnate Word Academy, Holy Name High School endowment boards; Cleveland Police Historical Society trustee; Strongsville Chamber of Commerce
- **Campaign Committee:** Friends of Tom Patton, 17157 Rabbit Run Dr., Strongsville, OH 44136

TROY GREENFIELD (D-Fairview Park)

- **Social Media:** [Facebook](#)
- **Occupation:** DE&I Contractor
- **Experience:** Greater Cleveland Partnership
- **Education:** Cleveland State University
- **Campaign Committee:** Friends of Troy J. Greenfield, 21820 Brookway Dr., Fairfield Park, OH 44126

DEMOCRATS SAY: Troy is a dance instructor for the Beck Center for the Arts and a contract specialist for the Greater Cleveland Partnership, focusing on diversity, equity, and inclusion programming.

REPUBLICANS SAY: Patton is ready to roll to another term so he can continue fighting for his constituents.

Economic Profile:

See pages 190 & 191 for comparative demographic data.

INDUSTRIES	Employment		Wages	
	# of Jobs	%	\$	%
Natural Resources & Mining	6	0.0%	\$303,439	0.0%
Construction	2,578	3.2%	\$9,570,214	0.2%
Manufacturing	9,429	11.6%	\$167,006,090	3.8%
Trade, Transportation, & Utilities	24,228	29.8%	\$1,726,832,616	39.0%
Information	1,281	1.6%	\$78,334,664	1.8%
Financial Activities	4,812	5.9%	\$369,527,106	8.3%
Professional & Business Services	9,980	12.3%	\$667,819,802	15.1%
Education & Health Services	14,807	18.2%	\$863,426,232	19.5%
Leisure & Hospitality	8,942	11.0%	\$240,118,557	5.4%
Other Services (except Public Administration)	2,582	3.2%	\$95,807,875	2.2%
Public Administration	2,596	3.2%	\$211,750,794	4.8%
TOTAL	81,241		\$4,430,497,388	

DISTRICT EMPLOYMENT

Age 29 or younger	
Total	Rank
19,353	56
Age 30-54	
Total	Rank
40,144	82
Age 55+	
Total	Rank
21,744	13

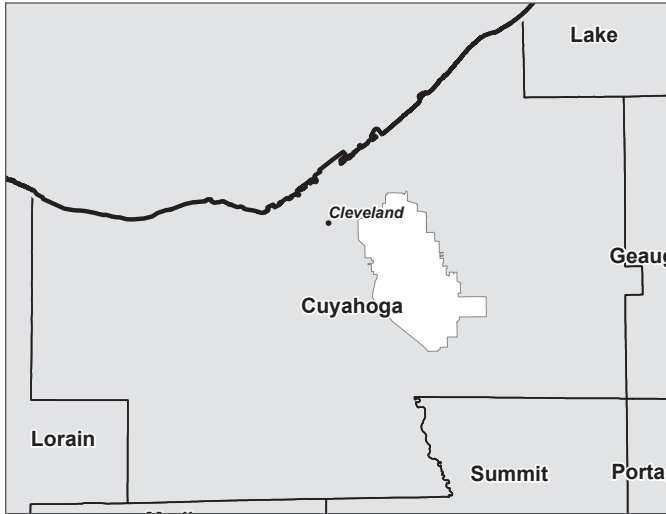
18 EIGHTEENTH

HOUSE DISTRICT



District Map:

House District 18 is contained within Senate District 21.



Political Landscape:

2018 Gubernatorial Results:

Mike DeWine (R)	10.67%
Richard Cordray (D)	89.33%

2020 Presidential Results:

Joe Biden (D)	88.30%
Donald Trump (R)	11.70%



Candidates:

DARNELL BREWER (D-Cleveland)

- **Social Media:**
- **Occupation:** Service Coordinator, Millennia Housing Management Ltd.
- **Experience:** Community Health Worker, MetroHealth System
- **Education:** Bachelor's, Cleveland State University; LLM Cleveland State University
- **Campaign Committee:** Friends of Darnell Brewer, 2950 East 130th, Cleveland, OH 44120

SHALIRA TAYLOR (R-Cleveland)

- **Social Media:**
- **Occupation:** Business Owner
- **Experience:** Owner, Olive Hair Club.com; Regional Manager, DMT Cleveland; Fashion Week Cleveland
- **Education:** Lorain Community College; Cleveland State University
- **Memberships:** Order of the Eastern Star, Grand Chapter; Co-Chair, African American Advisory Committee for RNC; Ohio Black Republican Association; St. Agnes-Our Lady of Fatima Parish
- **Campaign Committee:** Friends of Shalira Taylor, 9618 Orleans Ave., Cleveland, OH 44105
- **Website:** shalirataylor.com

DEMOCRATS SAY: Darnell is a lifelong Cleveland resident and social services coordinator for a Cleveland senior citizens complex.

REPUBLICANS SAY: No comment provided.

HOUSE

Economic Profile:

See pages 190 & 191 for comparative demographic data.

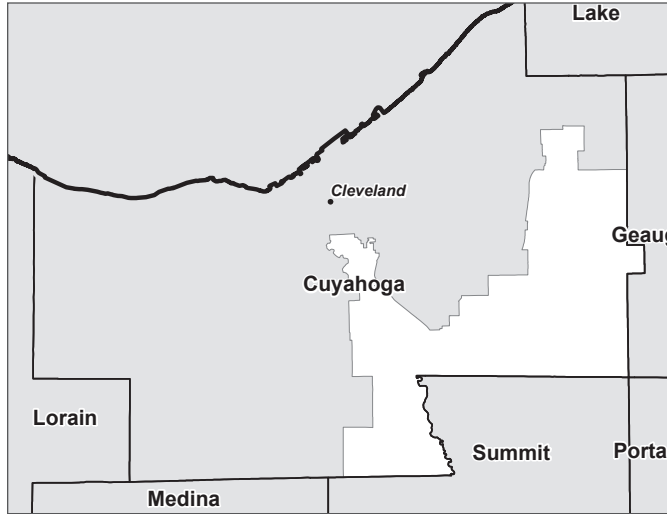
INDUSTRIES	Employment		Wages	
	# of Jobs	%	\$	%
Natural Resources & Mining	0	0.0%	NA	NA
Construction	1,281	4.0%	\$4,315,141	0.2%
Manufacturing	4,138	13.0%	\$82,984,795	4.7%
Trade, Transportation, & Utilities	7,207	22.6%	\$616,052,859	35.0%
Information	667	2.1%	\$40,787,838	2.3%
Financial Activities	1,035	3.2%	\$66,618,946	3.8%
Professional & Business Services	4,005	12.6%	\$245,028,083	13.9%
Education & Health Services	10,298	32.3%	\$593,088,608	33.7%
Leisure & Hospitality	1,990	6.2%	\$42,776,532	2.4%
Other Services (except Public Administration)	799	2.5%	\$29,647,751	1.7%
Public Administration	469	1.5%	\$38,255,440	2.2%
TOTAL	31,889		\$1,759,555,994	

DISTRICT EMPLOYMENT	
Age 29 or younger	
Total	Rank
6,604	93
Age 30-54	
Total	Rank
16,742	29
Age 55+	
Total	Rank
8,543	12



District Map:

House District 19 is contained within Senate District 18.



Political Landscape:

2018 Gubernatorial Results:

Mike DeWine (R)	38.56%
Richard Cordray (D)	61.44%

2020 Presidential Results:

Joe Biden (D)	63.01%
Donald Trump (R)	36.99%



Candidates:

PHIL ROBINSON (D-Solon) ★

- **Social Media:** @PhilRobinsonOH
- **Occupation:** Legislator
- **Experience:** Chief Impact Officer, Reading Partners; Managing Director and CEO, Education Board Partners; Senior Vice President, City Year
- **Education:** B.B.A Finance, George Washington University; M.B.A. Case Western Reserve University
- **Memberships:** Gilmour Academy Board; United Black Fund Foundation; Teach for America-Greater Cleveland
- **Campaign Committee:** Friends of Phil Robinson, P.O. Box 39025, Solon, OH 44139
- **Website:** robinsonforohio.com

RON BROUGH (R-Mayfield Heights)

- **Social Media:** [Facebook icon]
- **Occupation:** IT Services
- **Experience:** Training Specialist, Cleveland Clinic
- **Education:** I.T.T. Technical Institute
- **Campaign Committee:** Brough for Office, 5970 Mayland Ave. Mayfield Heights, OH 44124

DEMOCRATS SAY: Rep. Robinson is the Chief Impact Officer for Reading Partners, a national education nonprofit. He is responsible for managing regional executive directors; overseeing 400-plus site and national operations staff; overseeing AmeriCorps programs and community volunteer engagement efforts; and building external partnerships and business development opportunities.

REPUBLICANS SAY: He's ready to run this race.

Economic Profile:

See pages 190 & 191 for comparative demographic data.

INDUSTRIES	Employment		Wages	
	# of Jobs	%	\$	%
Natural Resources & Mining	127	0.1%	\$8,775,157	0.1%
Construction	7,340	5.2%	\$13,073,596	0.2%
Manufacturing	20,912	14.9%	\$475,494,454	5.9%
Trade, Transportation, & Utilities	28,134	20.1%	\$2,816,758,763	34.7%
Information	1,988	1.4%	\$121,568,549	1.5%
Financial Activities	11,929	8.5%	\$937,539,605	11.6%
Professional & Business Services	30,868	22.0%	\$1,892,511,573	23.3%
Education & Health Services	21,682	15.5%	\$1,231,483,537	15.2%
Leisure & Hospitality	11,106	7.9%	\$296,228,940	3.7%
Other Services (except Public Administration)	3,960	2.8%	\$146,940,041	1.8%
Public Administration	2,118	1.5%	\$172,761,241	2.1%
TOTAL	140,164		\$8,113,135,457	

DISTRICT EMPLOYMENT	
Age 29 or younger	
Total	Rank
29,614	91
Age 30-54	
Total	Rank
73,771	27
Age 55+	
Total	Rank
36,779	24

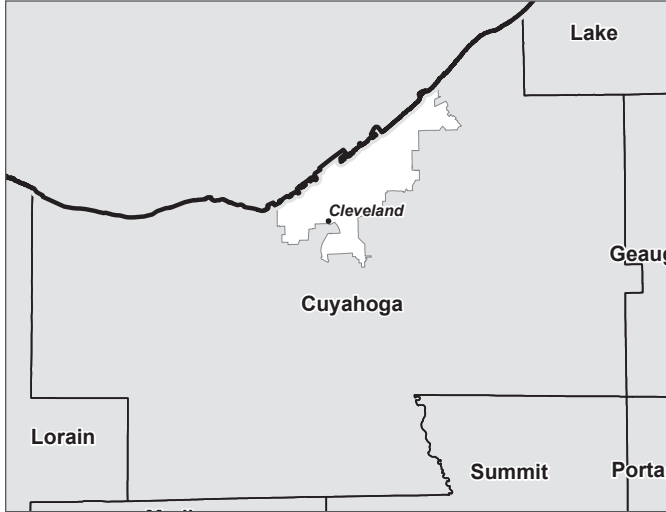
20 TWENTIETH

HOUSE DISTRICT



District Map:

House District 20 is contained within Senate District 23.



Candidates:

TERRENCE UPCHURCH (D-Cleveland) ★

- **Social Media:** @tupchurch216
- **Occupation:** Legislator
- **Experience:** Collinwood & Nottingham Villages Development Corp.; Special Assistant, Cleveland City Council
- **Education:** Bachelor's Political Science and Government, Cleveland State University; Villanova University
- **Campaign Committee:** Friends to Elect Terrence Upchurch, 1426 Clearaire Rd., Cleveland, OH 44110

UNOPPOSED

DEMOCRATS SAY: Rep. Upchurch formerly served as a special assistant to Cleveland City Council.

REPUBLICANS SAY: No comment provided.

HOUSE

Political Landscape:

2018 Gubernatorial Results:

Mike DeWine (R)	10.67%
Richard Cordray (D)	89.33%

2020 Presidential Results:

Joe Biden (D)	87.50%
Donald Trump (R)	12.50%



Economic Profile:

See pages 190 & 191 for comparative demographic data.

INDUSTRIES	Employment		Wages	
	# of Jobs	%	\$	%
Natural Resources & Mining	327	0.2%	\$24,096,707	0.2%
Construction	3,315	1.9%	\$84,722,029	0.8%
Manufacturing	8,597	4.9%	\$214,749,880	2.0%
Trade, Transportation, & Utilities	13,636	7.8%	\$1,187,789,076	11.0%
Information	3,873	2.2%	\$236,838,526	2.2%
Financial Activities	13,708	7.9%	\$1,129,796,155	10.4%
Professional & Business Services	38,870	22.3%	\$2,940,537,221	27.2%
Education & Health Services	53,254	30.5%	\$3,019,326,031	27.9%
Leisure & Hospitality	21,387	12.2%	\$757,347,756	7.0%
Other Services (except Public Administration)	4,984	2.9%	\$184,936,657	1.7%
Public Administration	12,651	7.2%	\$1,031,918,063	9.5%
TOTAL	174,602		\$10,812,058,101	

DISTRICT EMPLOYMENT

Age 29 or younger	Total	Rank
	33,451	98
Age 30-54	Total	Rank
	96,509	5
Age 55+	Total	Rank
	44,642	39



GOVERNMENTAL POLICY GROUP, INC. RH RESOURCES



BUSINESS DEVELOPMENT CONSULTATION

LEGISLATIVE AND EXECUTIVE BRANCH CONSULTANTS REPRESENTING:

Manufacturing ★ Professional Services ★ Independent Business ★ Professional Associations ★ Local Elected Officials

"Our mission is to provide ethical and effective representation for our clients to preserve and enhance their success."



From left to right: Kelsey Woolard, Matt Whitehead, Patrick Markovich, Brooke Cheney, Victor Hipsley, Richard Hillis, Andrew Huffman, Aubrey Spencer, Sydney Sanders



17 South High Street - Suite 245, Columbus, Ohio 43215 | (614) 461-9335 | gpghr.com



OHIO'S ELECTRIC COOPERATIVES

SERVING 77 OF OHIO'S 88 COUNTIES

OHIO'S ELECTRIC COOPERATIVES

Your Touchstone Energy® Cooperatives

6677 Busch Blvd.
Columbus, Ohio 43229-1101

www.ohioec.org



MARC ARMSTRONG

Director
Government Affairs
614.893.4042
marmstrong@ohioec.org



KELLY BARR

Manager
Government Affairs
614.560.3733
kbarr@ohioec.org



@OHElectricCoops



/OhioEC



@ohioec

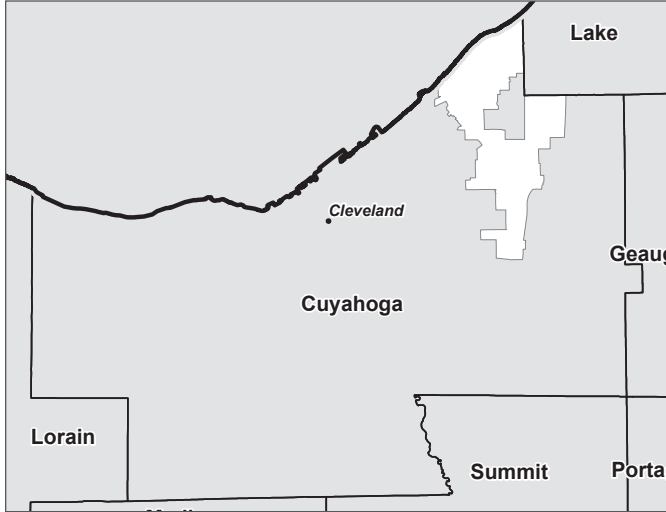
21 TWENTY-FIRST

HOUSE DISTRICT



District Map:

House District 21 is contained within Senate District 21.



Political Landscape:

2018 Gubernatorial Results:

Mike DeWine (R)	24.48%
Richard Cordray (D)	75.52%

2020 Presidential Results:

Joe Biden (D)	76.47%
Donald Trump (R)	23.53%



Candidates:

ELLIOT FORHAN (D-South Euclid)

- **Social Media:** Facebook, LinkedIn, YouTube, Instagram, Twitter @ForhanForOhio
- **Occupation:** Attorney
- **Experience:** Private Practice; Field Organizer, Biden Presidential Campaign; Public Interest Patent Law Institute; Baker & Hostetler; Skadden, Arps, Slate, Meagher & Florm LLP
- **Education:** B.A. Political Science, Mathematics, Kenyon College; J.D., Yale Law School
- **Campaign Committee:** Forhan for Ohio, 545 E. Town St., Columbus, OH 43215
- **Website:** forhanforohio.com

KELLY POWELL (R-Euclid)

- **Social Media:** Facebook, Twitter @KP4Euclid
- **Occupation:** Retired
- **Experience:** Pentair
- **Education:** Ohio State University
- **Memberships:** Fraternal Order of Eagles; American Legion
- **Campaign Committee:** Powell for State Rep, 21050 Morris Ave., Euclid, OH 44123

DEMOCRATS SAY: Elliot is an attorney and previously worked as a field organizer for the Biden campaign. He formerly worked in the Statehouse for Gov. Strickland and for Treasurer Richard Cordray.

REPUBLICANS SAY: Looking for an opportunity to serve.

HOUSE

Economic Profile:

INDUSTRIES	Employment		Wages	
	# of Jobs	%	\$	%
Natural Resources & Mining	32	0.1%	\$2,464,135	0.1%
Construction	1,035	1.7%	\$2,349,829	0.1%
Manufacturing	9,145	14.7%	\$67,048,605	1.9%
Trade, Transportation, & Utilities	11,528	18.5%	\$1,088,940,116	31.2%
Information	628	1.0%	\$38,402,942	1.1%
Financial Activities	4,587	7.4%	\$354,339,521	10.2%
Professional & Business Services	6,988	11.2%	\$452,235,905	13.0%
Education & Health Services	19,925	32.0%	\$1,172,472,351	33.6%
Leisure & Hospitality	5,687	9.1%	\$159,265,463	4.6%
Other Services (except Public Administration)	1,754	2.8%	\$65,084,048	1.9%
Public Administration	1,053	1.7%	\$85,891,212	2.5%
TOTAL	62,362		\$3,488,494,128	

DISTRICT EMPLOYMENT

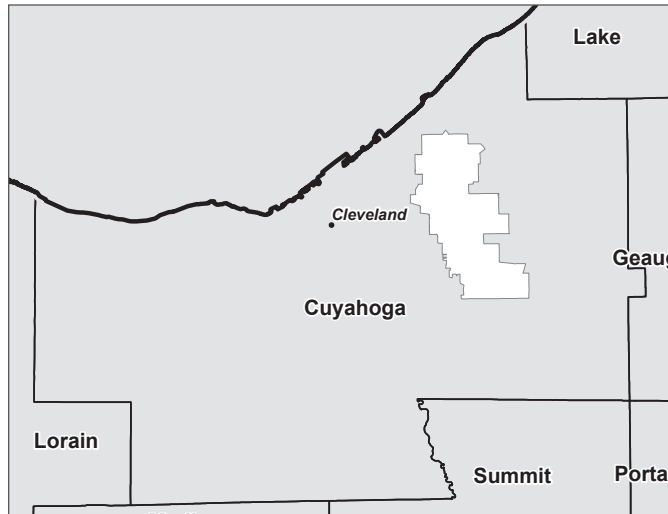
Age 29 or younger	
Total	Rank
13,971	79
Age 30-54	
Total	Rank
31,947	42
Age 55+	
Total	Rank
16,444	21

See pages 190 & 191 for comparative demographic data.



District Map:

House District 22 is contained within Senate District 21.



Candidates:

JUANITA BRENT (D-Cleveland) ★

- **Social Media:** Facebook, Instagram, Twitter @Juanita_Brent
- **Occupation:** Legislator
- **Experience:** Defense Finance and Accounting Services; Ohio Democratic Party Field Director
- **Campaign Committee:** Friends of Juanita Brent, 16804 Glendale Ave., Cleveland, OH 44128

UNOPOSED

DEMOCRATS SAY: Rep. Brent is the president of the Ohio Legislative Black Caucus.

REPUBLICANS SAY: No comment provided.

Political Landscape:

2018 Gubernatorial Results:

Mike DeWine (R)	12.68%
Richard Cordray (D)	87.32%

2020 Presidential Results:

Joe Biden (D)	87.99%
Donald Trump (R)	12.01%



HOUSE

Economic Profile:

See pages 190 & 191 for comparative demographic data.

INDUSTRIES	Employment		Wages	
	# of Jobs	%	\$	%
Natural Resources & Mining	7	0.0%	\$539,030	0.0%
Construction	937	2.1%	\$10,168,352	0.4%
Manufacturing	1,876	4.1%	\$60,700,041	2.2%
Trade, Transportation, & Utilities	8,436	18.6%	\$477,084,024	17.6%
Information	579	1.3%	\$35,406,534	1.3%
Financial Activities	1,374	3.0%	\$94,428,863	3.5%
Professional & Business Services	9,350	20.6%	\$876,646,431	32.3%
Education & Health Services	15,851	35.0%	\$889,237,938	32.7%
Leisure & Hospitality	4,381	9.7%	\$122,262,580	4.5%
Other Services (except Public Administration)	1,215	2.7%	\$45,083,876	1.7%
Public Administration	1,292	2.9%	\$105,385,988	3.9%
TOTAL	45,298		\$2,716,943,659	

DISTRICT EMPLOYMENT

Age 29 or younger	
Total	Rank
10,827	54
Age 30-54	
Total	Rank
22,876	62
Age 55+	
Total	Rank
11,595	37

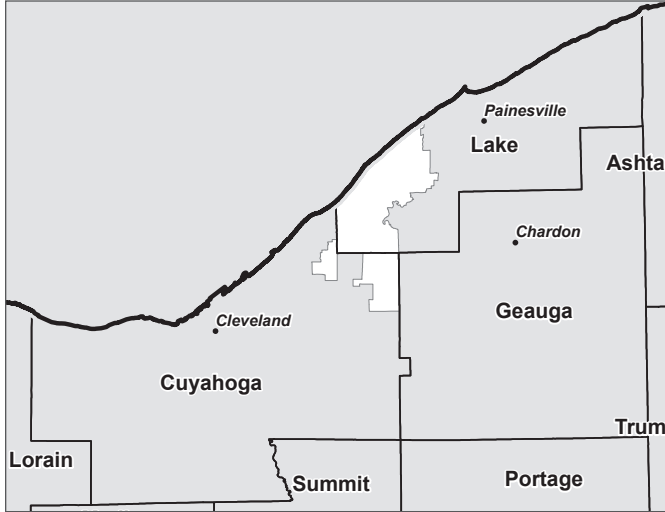
23 TWENTY-THIRD

HOUSE DISTRICT



District Map:

House District 23 is contained within Senate District 18.



Political Landscape:

2018 Gubernatorial Results:

Mike DeWine (R)	49.32%
Richard Cordray (D)	50.68%

2020 Presidential Results:

Joe Biden (D)	49.00%
Donald Trump (R)	51.00%



Candidates:

DANIEL TROY (D-Willowick) ★

- **Social Media:** Facebook, Instagram, Twitter @Rep_Troy
- **Occupation:** Legislator
- **Experience:** Lake County Commissioner; State Representative; Willowick City Council
- **Education:** B.A. Political Science, University of Dayton
- **Campaign Committee:** Citizens for Troy, 7690 Thorntail Ct., Concord, OH 44077
- **Website:** danieltroy.com

GEORGE PHILLIPS (R-Willoughby)

- **Social Media:** Twitter @PhillipsforOhio
- **Occupation:** Small Business Owner
- **Experience:** Board Member, Lake County Metropolitan Housing Authority
- **Education:** B.A. Business Administration, M.A. Business Administration
- **Campaign Committee:** Friends of George Phillips, 5480 Melody Ln., Willoughby, OH 43220
- **Website:** phillipsforohio.com

DEMOCRATS SAY: Rep. Troy is a 45-year building trades union member and a U.S. Army veteran.

REPUBLICANS SAY: A business owner and a political outsider who is ready to bring his private sector experience to the Statehouse.

HOUSE

Economic Profile:

See pages 190 & 191 for comparative demographic data.

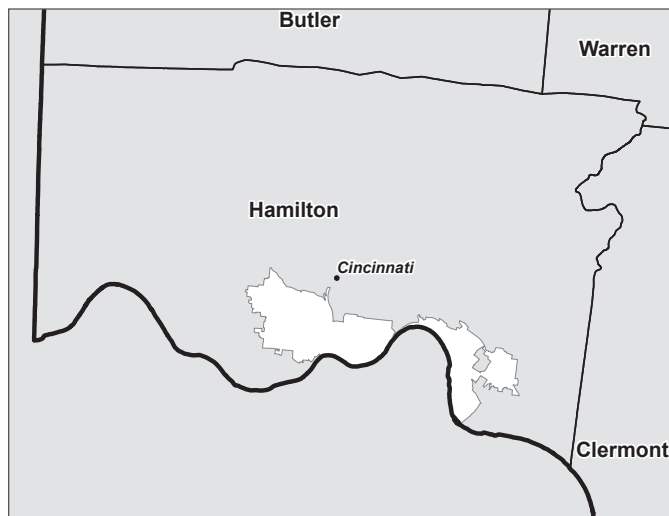
INDUSTRIES	Employment		Wages	
	# of Jobs	%	\$	%
Natural Resources & Mining	88	0.1%	\$4,862,345	0.1%
Construction	2,305	3.3%	\$21,614,552	0.6%
Manufacturing	13,923	19.7%	\$125,361,480	3.5%
Trade, Transportation, & Utilities	11,585	16.4%	\$1,439,357,635	40.1%
Information	666	0.9%	\$38,119,287	1.1%
Financial Activities	8,097	11.4%	\$680,669,293	18.9%
Professional & Business Services	10,985	15.5%	\$509,200,333	14.2%
Education & Health Services	12,934	18.3%	\$525,587,578	14.6%
Leisure & Hospitality	7,494	10.6%	\$135,886,699	3.8%
Other Services (except Public Administration)	1,681	2.4%	\$52,391,071	1.5%
Public Administration	1,019	1.4%	\$59,182,019	1.6%
TOTAL	70,777		\$3,592,232,293	

DISTRICT EMPLOYMENT

Age 29 or younger	
Total	Rank
16,572	60
Age 30-54	
Total	Rank
36,170	46
Age 55+	
Total	Rank
18,035	40

District Map:

House District 24 is contained within Senate District 9.



Political Landscape:

2018 Gubernatorial Results:

Mike DeWine (R)	29.30%
Richard Cordray (D)	70.70%

2020 Presidential Results:

Joe Biden (D)	73.15%
Donald Trump (R)	26.85%

2022
POLITICAL R
INDEX:
29.79%

Candidates:

DANI ISAACSOHN (D-Cincinnati)

- **Social Media:** Facebook, Instagram, Twitter @Isaacsohn
- **Occupation:** Founder, Cohear
- **Experience:** Deputy Get Out the Vote Director, Hillary for America; Legal Intern, Obama Administration White House Office of Legal Counsel; Field Organizer, Organizing for America
- **Education:** B.S., Georgetown University; Master of Philosophy, University of Cambridge; Yale Law School
- **Memberships:** Women of Cincy; Heartfelt Tidbits; Bonds of Union; Public Allies; Asylum Seeker Advocacy Project
- **Campaign Committee:** Friends of Dani Isaacsohn, 2633 Cleinview Ave., Cincinnati, OH 45206
- **Website:** votedani.com

ADAM KOEHLER (R-Cincinnati)

- **Social Media:** Facebook, Instagram, Twitter @AdamKoehler4Rep
- **Occupation:** Designer/Entrepreneur
- **Experience:** Owner, Reversed Out; Board Member, Investment Advisor, Pierson Equity Group; Owner, CovWorx; Digital Design Consultant; Co-Founder, The DotLoop Company
- **Education:** Associate, The Art Institutes; B.S. Marketing, Capella University
- **Campaign Committee:** Adam Koehler for State Rep, 2279 Loth St., Cincinnati, OH 45219
- **Website:** adamkoehler.com

DEMOCRATS SAY: Dani has a strong background in grassroots organizing and public service. He worked on President Obama's campaign in Ohio, for Democrats in Texas, and interned at the Obama White House during law school. He was also deputy director for Hillary Clinton's "Get Out The Vote" effort in Virginia.

REPUBLICANS SAY: Oozing love for Cincinnati, he is ready to advocate on behalf of the Queen City.

Economic Profile:

INDUSTRIES	Employment		Wages	
	# of Jobs	%	\$	%
Natural Resources & Mining	73	0.1%	\$3,245,214	0.0%
Construction	2,217	1.9%	\$54,496,607	0.7%
Manufacturing	6,475	5.7%	\$137,194,235	1.8%
Trade, Transportation, & Utilities	11,750	10.3%	\$1,158,930,524	15.0%
Information	5,143	4.5%	\$333,304,059	4.3%
Financial Activities	13,733	12.0%	\$1,229,698,344	15.9%
Professional & Business Services	35,417	31.0%	\$2,986,419,820	38.6%
Education & Health Services	12,168	10.7%	\$623,161,590	8.0%
Leisure & Hospitality	17,219	15.1%	\$574,930,417	7.4%
Other Services (except Public Administration)	3,241	2.8%	\$126,516,658	1.6%
Public Administration	6,667	5.8%	\$516,420,976	6.7%
TOTAL	114,103		\$7,744,318,443	

DISTRICT EMPLOYMENT

Age 29 or younger	
Total	Rank
25,049	84
Age 30-54	
Total	Rank
62,635	9
Age 55+	
Total	Rank
26,419	79

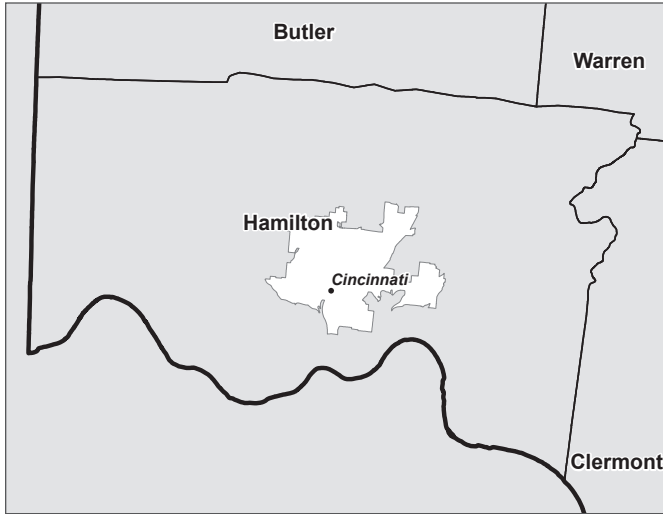
25 TWENTY-FIFTH

HOUSE DISTRICT



District Map:

House District 25 is contained within Senate District 9.



Candidates:

CECIL THOMAS (D-Cincinnati)

- **Social Media:** Facebook, LinkedIn, Twitter @Thomas4Ohio
- **Occupation:** Legislator
- **Experience:** Police Officer; Cincinnati City Council; Executive Director, Cincinnati Human Relations Commission
- **Education:** Associate, University of Cincinnati
- **Memberships:** Fraternal Order of Police; Sentinel Police Association; Masonic Gothic Lodge 121; Greater Cincinnati Chapter, National Action Network
- **Campaign Committee:** Citizens for Cecil Thomas, 545 E. Town St., Columbus, OH 43215
- **Website:** cecilforcincinnati.com

JOHN BREADON (R-Cincinnati)

- **Occupation:** Small Business Owner
- **Experience:** Norwood City Council

DEMOCRATS SAY: Sen. Thomas is a 27-year veteran of the Cincinnati Police Department where he worked throughout all 52 neighborhoods and advocated for opportunities for African Americans and women to serve and protect their community.

REPUBLICANS SAY: No comment provided.

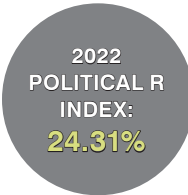
Political Landscape:

2018 Gubernatorial Results:

Mike DeWine (R)	22.89%
Richard Cordray (D)	77.11%

2020 Presidential Results:

Joe Biden (D)	77.58%
Donald Trump (R)	22.42%



HOUSE

Economic Profile:

INDUSTRIES	Employment		Wages	
	# of Jobs	%	\$	%
Natural Resources & Mining	50	0.1%	\$1,890,854	0.0%
Construction	3,043	3.8%	\$40,748,085	0.9%
Manufacturing	6,512	8.0%	\$188,309,452	4.1%
Trade, Transportation, & Utilities	9,312	11.5%	\$1,000,082,122	21.7%
Information	284	0.4%	\$18,405,280	0.4%
Financial Activities	2,355	2.9%	\$191,781,066	4.2%
Professional & Business Services	10,125	12.5%	\$772,496,498	16.8%
Education & Health Services	39,899	49.2%	\$2,076,203,373	45.1%
Leisure & Hospitality	6,216	7.7%	\$130,713,604	2.8%
Other Services (except Public Administration)	1,695	2.1%	\$66,166,533	1.4%
Public Administration	1,569	1.9%	\$121,533,600	2.6%
TOTAL	81,060		\$4,608,330,468	

DISTRICT EMPLOYMENT

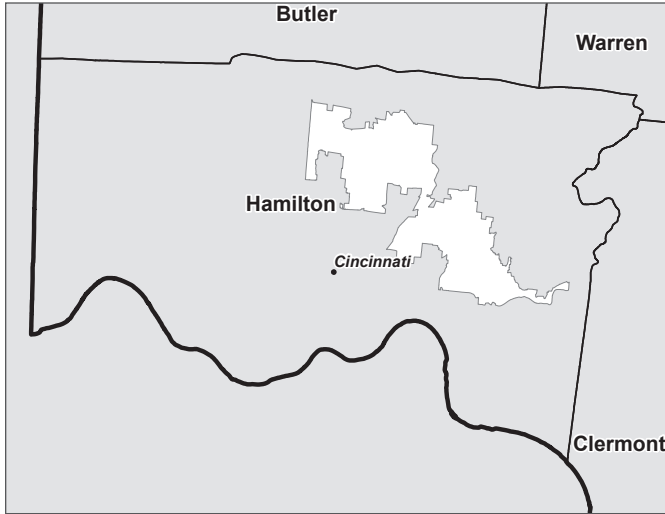
Age 29 or younger	Total	Rank
	17,366	90
Age 30-54	Total	Rank
	44,632	7
Age 55+	Total	Rank
	19,062	74

See pages 190 & 191 for comparative demographic data.



District Map:

House District 26 is contained within Senate District 9.



Political Landscape:

2018 Gubernatorial Results:

Mike DeWine (R)	28.26%
Richard Cordray (D)	71.74%

2020 Presidential Results:

Joe Biden (D)	74.45%
Donald Trump (R)	25.55%



Candidates:

SEDRICK DENSON (D-Cincinnati) ★

- **Social Media:** Facebook, Instagram, Twitter @SedrickDenson
- **Occupation:** Legislator
- **Experience:** Southwest Director, Ohio Environmental Council; Chief of Staff, Cincinnati Councilman Wendell Young; Southwest Ohio Outreach Director, For Ohio's Future Action Fund
- **Education:** B.A. Organizational Leadership, University of Cincinnati
- **Campaign Committee:** Citizens for Denson, 1639 Rose Pl., Cincinnati, OH 45237
- **Website:** sedrickdenson.com

UNOPOSED

DEMOCRATS SAY: Rep. Denson has sponsored bills that legalize marijuana and address student financial aid. He is currently the Southwest Ohio Director for the Ohio Environmental Council and the Government Affairs Chair for the African American Chamber of Commerce.

REPUBLICANS SAY: No comment provided.

HOUSE

Economic Profile:

See pages 190 & 191 for comparative demographic data.

INDUSTRIES	Employment		Wages	
	# of Jobs	%	\$	%
Natural Resources & Mining	34	0.1%	\$1,412,190	0.0%
Construction	5,138	7.9%	\$13,341,493	0.3%
Manufacturing	7,489	11.5%	\$317,953,982	7.7%
Trade, Transportation, & Utilities	12,425	19.0%	\$1,329,434,054	32.2%
Information	326	0.5%	\$21,127,187	0.5%
Financial Activities	5,862	9.0%	\$529,989,728	12.8%
Professional & Business Services	9,951	15.2%	\$818,555,228	19.8%
Education & Health Services	14,119	21.6%	\$723,088,268	17.5%
Leisure & Hospitality	6,541	10.0%	\$187,250,616	4.5%
Other Services (except Public Administration)	2,183	3.3%	\$85,216,249	2.1%
Public Administration	1,321	2.0%	\$102,323,700	2.5%
TOTAL	65,389		\$4,129,692,696	

DISTRICT EMPLOYMENT

Age 29 or younger	
Total	Rank
15,017	69
Age 30-54	
Total	Rank
34,521	25
Age 55+	
Total	Rank
15,851	56

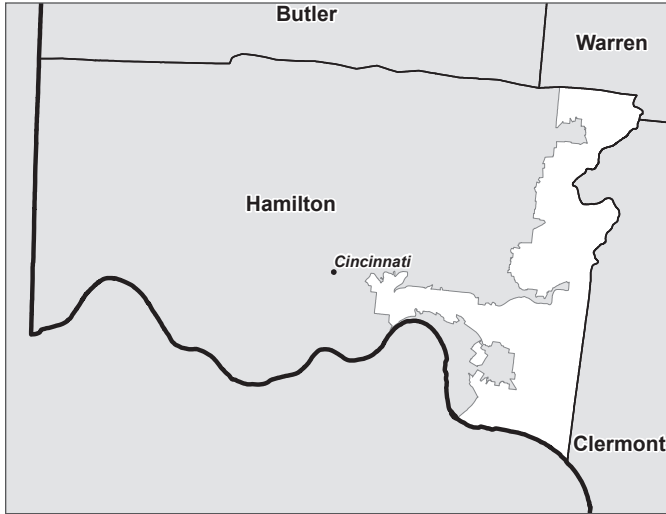
27 TWENTY-SEVENTH

HOUSE DISTRICT



District Map:

House District 27 is contained within Senate District 7.



Candidates:

RACHEL BAKER (D-Cincinnati)

- **Social Media:** Facebook, Instagram, Twitter @voterachelbaker
- **Occupation:** Nurse Researcher, TriHealth
- **Experience:** Adjunct Professor, University of Cincinnati; Adjunct Instructor, Xavier University and Mount St. Joseph University; Research Associate, Cincinnati Children's Hospital Medical Center
- **Education:** Bachelor's Nursing, University of Cincinnati; MSW Social Work, University of Michigan; Ph.D. Nursing Research, University of Cincinnati
- **Campaign Committee:** Friends of Rachel Baker, 7807 Asbury Hills Dr., Cincinnati, OH 45255
- **Website:** voterachelbaker.com

JENNIFER GIROUX (R-Cincinnati)

- **Occupation:** Owner, Catholic Shop; Registered Nurse
- **Campaign Committee:** Giroux for Ohio, 7017 Miami Ave., Cincinnati, OH 45243

DEMOCRATS SAY: Rachel is a nurse researcher for a local health care system. She is also an adjunct professor teaching nursing students. In addition to her career in the nursing field, she volunteers as a court appointed special advocate (CASA) with ProKids and volunteers time in her kids' local public schools.

REPUBLICANS SAY: Looking to continue the conservative legacy of the district.

Political Landscape:

2018 Gubernatorial Results:

Mike DeWine (R)	48.30%
Richard Cordray (D)	51.70%

2020 Presidential Results:

Joe Biden (D)	57.53%
Donald Trump (R)	42.47%



HOUSE

Economic Profile:

INDUSTRIES	Employment		Wages	
	# of Jobs	%	\$	%
Natural Resources & Mining	120	0.2%	\$4,580,186	0.2%
Construction	2,080	4.1%	\$6,738,585	0.2%
Manufacturing	2,063	4.1%	\$128,716,287	4.6%
Trade, Transportation, & Utilities	7,085	14.1%	\$489,935,642	17.4%
Information	815	1.6%	\$52,817,968	1.9%
Financial Activities	4,798	9.6%	\$428,392,592	15.2%
Professional & Business Services	8,032	16.0%	\$574,674,591	20.4%
Education & Health Services	15,533	30.9%	\$808,477,701	28.7%
Leisure & Hospitality	7,143	14.2%	\$208,678,411	7.4%
Other Services (except Public Administration)	2,228	4.4%	\$86,972,883	3.1%
Public Administration	324	0.6%	\$25,096,805	0.9%
TOTAL	50,221		\$2,815,081,650	

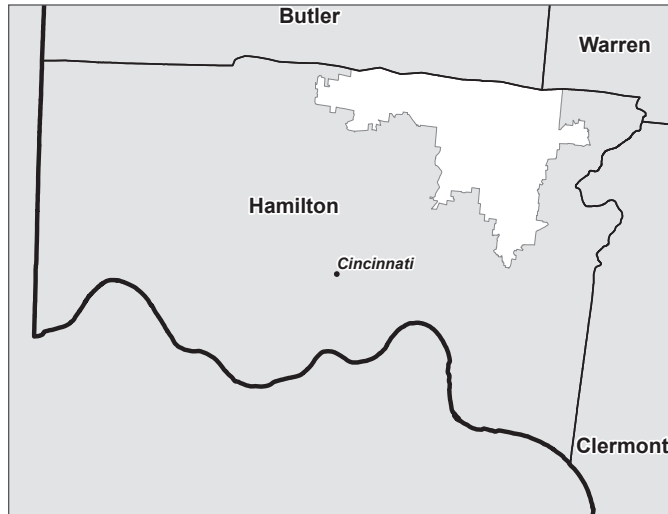
DISTRICT EMPLOYMENT

Age 29 or younger	
Total	Rank
12,521	34
Age 30-54	
Total	Rank
25,687	43
Age 55+	
Total	Rank
12,013	63

See pages 190 & 191 for comparative demographic data.

District Map:

House District 28 is contained within Senate District 8.



Political Landscape:

2018 Gubernatorial Results:

Mike DeWine (R)	48.14%
Richard Cordray (D)	51.86%

2020 Presidential Results:

Joe Biden (D)	56.20%
Donald Trump (R)	43.80%

2022
POLITICAL R
INDEX:
48.76%

Candidates:

JESSICA MIRANDA (D-Cincinnati) ★

- **Social Media:** [f](#) [in](#) [v](#) @JessicaEMiranda
- **Occupation:** Insurance Broker
- **Experience:** CEO, Fiesta Auto Insurance & Tax Service; President, Winton Woods School District Board of Education
- **Education:** Talawanda High School
- **Memberships:** Board Member, Latino Coalition of Southwest Ohio; Board Member, Forest Park Chamber of Commerce
- **Campaign Committee:** Friends to Elect Jessica Miranda, 1238 W. Kemper Rd., Cincinnati, OH 45240
- **Website:** jessicaforohio.com

CHRIS MONZEL (R-Cincinnati)

- **Social Media:** [f](#) [in](#) [v](#) @VoteMonzel
- **Occupation:** Engineer
- **Experience:** Services Engineering CSA Productivity Master Blackbelt, GE Aviation; Hamilton County Commissioner; Cincinnati City Council
- **Education:** B.S. Aeronautical-Astronautical Engineering, Purdue University; M.S. Aerospace Engineering, University of Cincinnati; M.P.P. Political Advocacy, Leadership, Harvard Kennedy School
- **Campaign Committee:** Citizens for Monzel, P.O. Box 62639, Cincinnati, OH 45241
- **Website:** monzel.com

DEMOCRATS SAY: Rep. Miranda has introduced legislation to support common sense gun safety. In addition to being a public servant, Rep. Miranda is a small business owner and award-winning licensed property and casualty insurance broker.

REPUBLICANS SAY: It's time to take his record of service and results to the Statehouse.

Economic Profile:

See pages 190 & 191 for comparative demographic data.

INDUSTRIES	Employment		Wages	
	# of Jobs	%	\$	%
Natural Resources & Mining	33	0.0%	\$1,837,872	0.0%
Construction	6,704	4.2%	\$7,326,515	0.1%
Manufacturing	21,944	13.8%	\$414,862,494	4.2%
Trade, Transportation, & Utilities	32,020	20.2%	\$3,724,870,388	37.7%
Information	3,690	2.3%	\$239,139,020	2.4%
Financial Activities	11,707	7.4%	\$996,339,398	10.1%
Professional & Business Services	34,584	21.8%	\$2,286,499,341	23.1%
Education & Health Services	29,908	18.9%	\$1,631,093,121	16.5%
Leisure & Hospitality	12,446	7.8%	\$326,331,769	3.3%
Other Services (except Public Administration)	4,387	2.8%	\$171,252,261	1.7%
Public Administration	1,188	0.7%	\$92,021,617	0.9%
TOTAL	158,611		\$9,891,573,794	

DISTRICT EMPLOYMENT

Age 29 or younger	
Total	Rank
34,452	86
Age 30-54	
Total	Rank
84,429	20
Age 55+	
Total	Rank
39,730	50

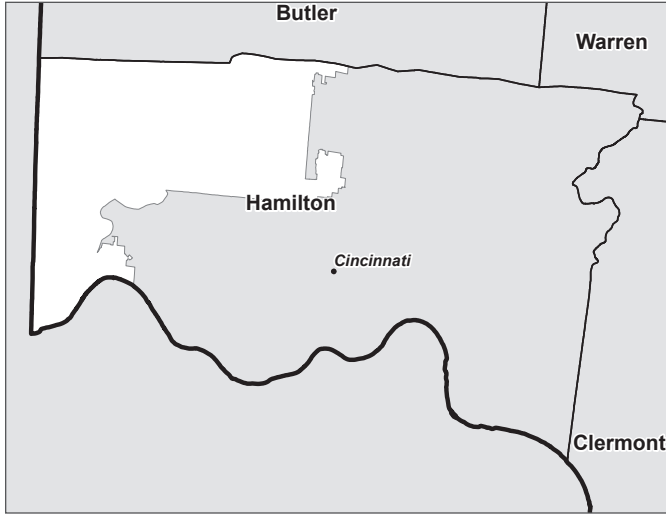
29 TWENTY-NINTH

HOUSE DISTRICT



District Map:

House District 29 is contained within Senate District 8.



Candidates:

CINDY ABRAMS (R-Cincinnati) ★

- **Social Media:** @AbramsforOhio
- **Occupation:** Legislator
- **Experience:** Harrison City Council; Cincinnati Police Officer
- **Education:** B.S. Criminal Justice, Indiana University
- **Campaign Committee:** Abrams for Ohio, 92 Fawn Dr., Harrison, OH 45030
- **Website:** abramsforohio.com

JUAN VALLE (D-Cincinnati)

- **Campaign Committee:** Juan Valle for Office, 3321 Niagara St., Cincinnati, OH 45251

DEMOCRATS SAY: No comment provided.

REPUBLICANS SAY: Abrams will continue to fight crime and promote law and order in her next term.

HOUSE

Political Landscape:

2018 Gubernatorial Results:

Mike DeWine (R)	58.86%
Richard Cordray (D)	41.14%

2020 Presidential Results:

Joe Biden (D)	42.36%
Donald Trump (R)	57.64%



Economic Profile:

See pages 190 & 191 for comparative demographic data.

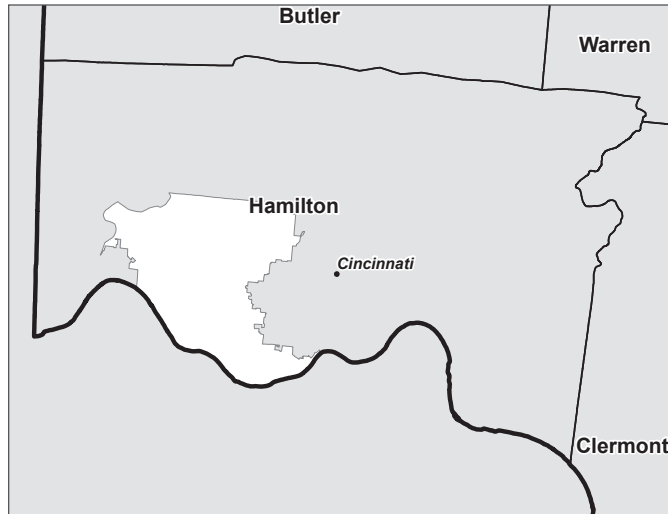
INDUSTRIES	Employment		Wages	
	# of Jobs	%	\$	%
Natural Resources & Mining	182	0.5%	\$9,158,069	0.5%
Construction	3,483	10.5%	\$7,100,388	0.4%
Manufacturing	3,635	11.0%	\$215,537,898	12.6%
Trade, Transportation, & Utilities	7,970	24.1%	\$651,235,717	38.2%
Information	227	0.7%	\$14,711,262	0.9%
Financial Activities	1,037	3.1%	\$83,623,521	4.9%
Professional & Business Services	3,443	10.4%	\$196,563,445	11.5%
Education & Health Services	6,427	19.4%	\$314,993,423	18.5%
Leisure & Hospitality	4,835	14.6%	\$115,445,987	6.8%
Other Services (except Public Administration)	1,227	3.7%	\$47,897,544	2.8%
Public Administration	650	2.0%	\$50,348,528	3.0%
TOTAL	33,116		\$1,706,615,782	

DISTRICT EMPLOYMENT	
Age 29 or younger Total	Rank
9,321	5
Age 30-54 Total	Rank
15,945	95
Age 55+ Total	Rank
7,850	67



District Map:

House District 30 is contained within Senate District 8.



Political Landscape:

2018 Gubernatorial Results:

Mike DeWine (R)	71.02%
Richard Cordray (D)	28.98%

2020 Presidential Results:

Joe Biden (D)	32.45%
Donald Trump (R)	67.55%



Candidates:

BILL SEITZ (R-Cincinnati) ★

- **Social Media:** [f](#) [in](#) [v](#) @CincySeitz
- **Occupation:** Attorney
- **Experience:** Ohio Senate; Ohio House; Dinsmore & Shohl; Cincinnati Board of Education; Green Township Trustee
- **Education:** B.A., J.D., University of Cincinnati
- **Campaign Committee:** Seitz for Ohio, 4401 Abby Ct., Cincinnati, OH 45248

ALISSA MAYHAUS (D-Cincinnati)

- **Social Media:** [f](#) [in](#) [v](#) @mayhausforohio
- **Occupation:** Project Manager
- **Experience:** Customer Success Manager, Formation; Product Manager, Fossil Group Inc.
- **Education:** B.S. Fashion Design, University of Cincinnati; M.B.A., UT Dallas
- **Campaign Committee:** Mayhaus for Ohio, 5606 Sprucewood Dr., Cincinnati, OH 45239
- **Website:** mayhausforohio.com

DEMOCRATS SAY: Alissa is a customer success manager for a business strategy technology company. She has been a strong advocate for women and has regularly volunteered for women's health organizations and domestic violence shelters.

REPUBLICANS SAY: This living legend will be back and better than ever.

HOUSE

Economic Profile:

See pages 190 & 191 for comparative demographic data.

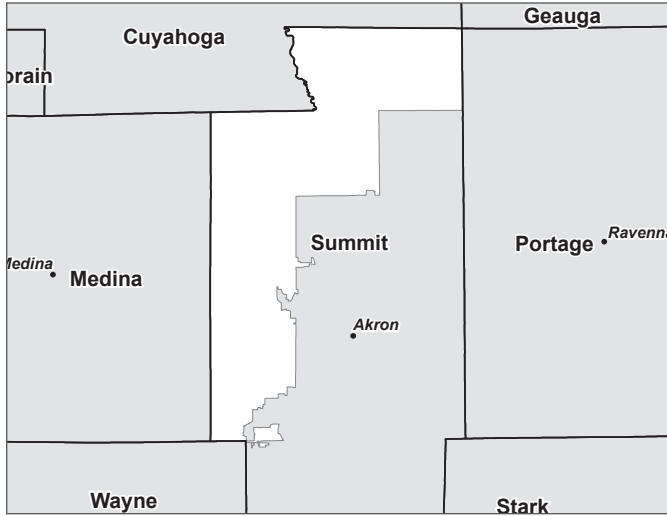
INDUSTRIES	Employment		Wages	
	# of Jobs	%	\$	%
Natural Resources & Mining	52	0.2%	\$2,071,829	0.2%
Construction	1,682	6.2%	\$6,693,359	0.5%
Manufacturing	1,636	6.0%	\$104,086,920	7.6%
Trade, Transportation, & Utilities	4,393	16.2%	\$327,822,699	23.9%
Information	118	0.4%	\$7,647,264	0.6%
Financial Activities	1,173	4.3%	\$101,844,385	7.4%
Professional & Business Services	2,362	8.7%	\$128,618,116	9.4%
Education & Health Services	9,994	36.7%	\$520,330,187	37.9%
Leisure & Hospitality	4,256	15.6%	\$98,297,437	7.2%
Other Services (except Public Administration)	1,143	4.2%	\$44,618,494	3.3%
Public Administration	386	1.4%	\$29,899,280	2.2%
TOTAL	27,195		\$1,371,929,970	

DISTRICT EMPLOYMENT	
Age 29 or younger	
Total	Rank
7,810	2
Age 30-54	
Total	Rank
12,872	98
Age 55+	
Total	Rank
6,513	62



District Map:

House District 31 is contained within Senate District 27.



Political Landscape:

2018 Gubernatorial Results:

Mike DeWine (R)	48.20%
Richard Cordray (D)	51.80%

2020 Presidential Results:

Joe Biden (D)	51.72%
Donald Trump (R)	48.28%



Candidates:

BILL ROEMER (R-Richfield) ★

- **Social Media:** [f](#) [in](#) [v](#) @RoemerBill
- **Occupation:** CPA
- **Experience:** Summit County Council; Vice President Board of Governors, Summit Educational Service Center; Retired AT&T Sales Director
- **Education:** B.S. Accounting, Case Western Reserve University; M.B.A. Finance, Case Western Reserve University
- **Campaign Committee:** Committee to Elect Bill Roemer, 3616 Southern Rd., Richfield, OH 44286
- **Website:** billroemer.com

RITA DARROW (D-Macedonia)

- **Social Media:** [f](#) [@](#) [v](#) @elect_Rita
- **Occupation:** Summit County Councilwoman; Office Manager
- **Experience:** Office Manager, Milstein Properties LLC; Macedonia City Council; Manager/Broker, Right Choice Logistics
- **Memberships:** Our Lady of Guadalupe Catholic Church; Federated Women of Summit County
- **Campaign Committee:** Friends of Rita Darrow, 9450 Woodview Dr., Macedonia, OH 44056
- **Website:** ritadarrow.com

DEMOCRATS SAY: Rita is a past president and former member of the Macedonia City Council.

REPUBLICANS SAY: He's got the hustle that can't be beat. Voters will remember his hard work come November.

HOUSE

Economic Profile:

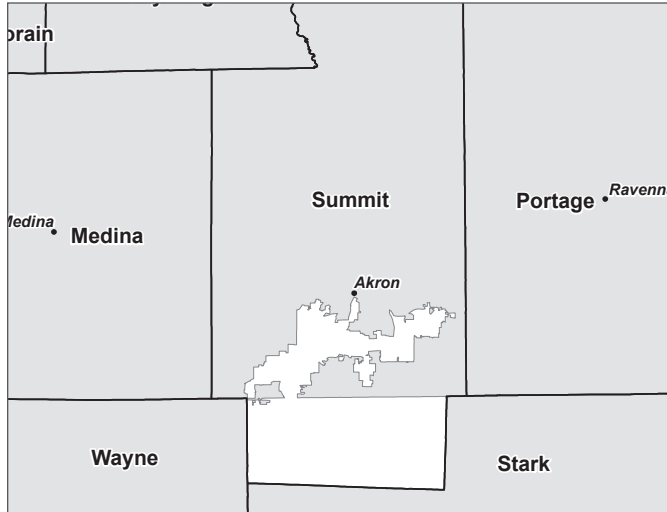
See pages 190 & 191 for comparative demographic data.

INDUSTRIES	Employment		Wages	
	# of Jobs	%	\$	%
Natural Resources & Mining	177	0.2%	\$4,474,980	0.1%
Construction	4,176	5.3%	\$31,184,546	0.8%
Manufacturing	7,685	9.7%	\$267,247,412	6.9%
Trade, Transportation, & Utilities	21,312	27.0%	\$1,347,541,866	34.8%
Information	1,822	2.3%	\$121,696,099	3.1%
Financial Activities	5,653	7.2%	\$401,545,506	10.4%
Professional & Business Services	12,658	16.0%	\$794,230,645	20.5%
Education & Health Services	13,401	17.0%	\$603,225,855	15.6%
Leisure & Hospitality	8,597	10.9%	\$150,653,447	3.9%
Other Services (except Public Administration)	2,091	2.6%	\$65,575,937	1.7%
Public Administration	1,377	1.7%	\$83,088,808	2.1%
TOTAL	78,949		\$3,870,465,101	

DISTRICT EMPLOYMENT	
Age 29 or younger	
Total	Rank
19,493	39
Age 30-54	
Total	Rank
40,100	56
Age 55+	
Total	Rank
19,356	53

District Map:

House District 32 is contained within Senate District 27.



Political Landscape:

2018 Gubernatorial Results:

Mike DeWine (R)	45.90%
Richard Cordray (D)	54.10%

2020 Presidential Results:

Joe Biden (D)	47.71%
Donald Trump (R)	52.29%



Candidates:

BOB YOUNG (R-North Canton) ★

- **Social Media:** [Facebook icon] [Twitter icon]
- **Occupation:** Auctioneer; Legislator
- **Experience:** Green City Council
- **Campaign Committee:** Elect Bob Young, 4679 Winterset Dr., Columbus, OH 43220

MATT SHAUGHNESSY (D-Akron)

- **Social Media:** [Facebook icon] [Twitter icon] @MattOhio32
- **Occupation:** Attorney; Green City Councilman
- **Experience:** Private Practice; Real Estate Coordinator/ Project Manager, University of Akron; Firefighter/ Paramedic, City of Fairview Park; Cleveland City Police Officer
- **Education:** J.D. University of Akron
- **Campaign Committee:** Committee to Elect Matt Shaughnessy, 4781 La Burnum Dr., Akron, OH 44319
- **Website:** mattshaughnessy.com

DEMOCRATS SAY: Matt is a retired firefighter, former city council member, and currently an attorney helping victims of violent crime. As an experienced legislator and council member, he drafted and passed legislation to make local government more transparent and helped to pass a citizen's initiative for an independently elected law director in Green, Ohio.

REPUBLICANS SAY: The fast-talking man from Green will return for another term.

HOUSE

Economic Profile:

See pages 190 & 191 for comparative demographic data.

INDUSTRIES	Employment		Wages	
	# of Jobs	%	\$	%
Natural Resources & Mining	72	0.1%	\$3,700,661	0.1%
Construction	2,433	4.6%	\$15,130,963	0.6%
Manufacturing	8,778	16.5%	\$155,702,336	6.1%
Trade, Transportation, & Utilities	12,387	23.3%	\$1,023,183,151	40.0%
Information	565	1.1%	\$37,737,813	1.5%
Financial Activities	1,420	2.7%	\$89,993,665	3.5%
Professional & Business Services	9,654	18.1%	\$586,741,738	23.0%
Education & Health Services	10,602	19.9%	\$467,695,757	18.3%
Leisure & Hospitality	4,839	9.1%	\$82,468,595	3.2%
Other Services (except Public Administration)	1,933	3.6%	\$60,620,892	2.4%
Public Administration	535	1.0%	\$32,282,144	1.3%
TOTAL	53,218		\$2,555,257,715	

DISTRICT EMPLOYMENT	
Age 29 or younger	
Total	Rank
11,761	83
Age 30-54	
Total	Rank
27,449	39
Age 55+	
Total	Rank
14,008	22

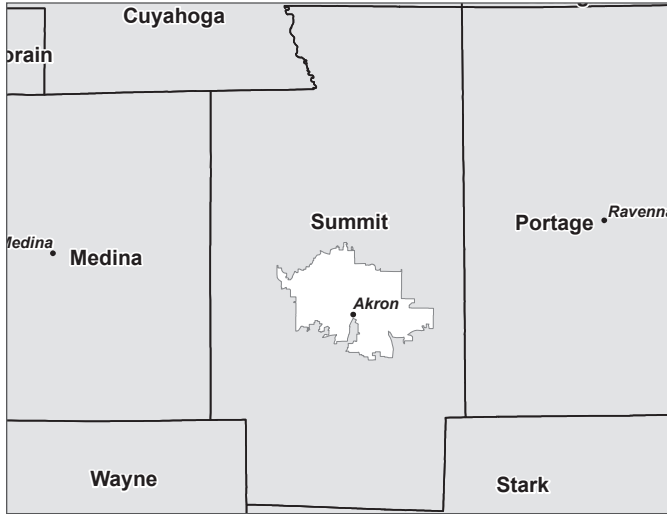
33 THIRTY-THIRD

HOUSE DISTRICT



District Map:

House District 33 is contained within Senate District 28.



Political Landscape:

2018 Gubernatorial Results:

Mike DeWine (R)	21.92%
Richard Cordray (D)	78.08%

2020 Presidential Results:

Joe Biden (D)	74.80%
Donald Trump (R)	25.20%



Candidates:

TAVIA GALONSKI (D-Akron) ★

- **Social Media:** [Facebook](#) [Twitter](#) @RepGalonski
- **Occupation:** Attorney
- **Experience:** Magistrate, Summit County Court of Common Pleas and Summit County Juvenile Court; Flight Attendant, Delta Airlines
- **Education:** B.S. Psychology, Emory University; J.D. University of Akron; University of Nottingham
- **Memberships:** Leadership Akron; University of Akron School of Law Alumni Association; Barristers; Ohio State Bar Association
- **Campaign Committee:** Friends of Tavia Galonski, 1137 Allendale Ave., Akron, OH 44306
- **Website:** taviagalonski.com

KRISTOPHER ANDERSON (R-Akron)

- **Social Media:** [Facebook](#) [YouTube](#) [Instagram](#) [Twitter](#) @Anderson4Akron
- **Occupation:** Student
- **Education:** University of Akron
- **Website:** andersonforakron.com

DEMOCRATS SAY: Rep. Galonski was previously a magistrate in the Summit County Court of Common Pleas and served the state in a legal capacity for over 15 years.

REPUBLICANS SAY: An upstart candidate who's looking for an upset.

HOUSE

Economic Profile:

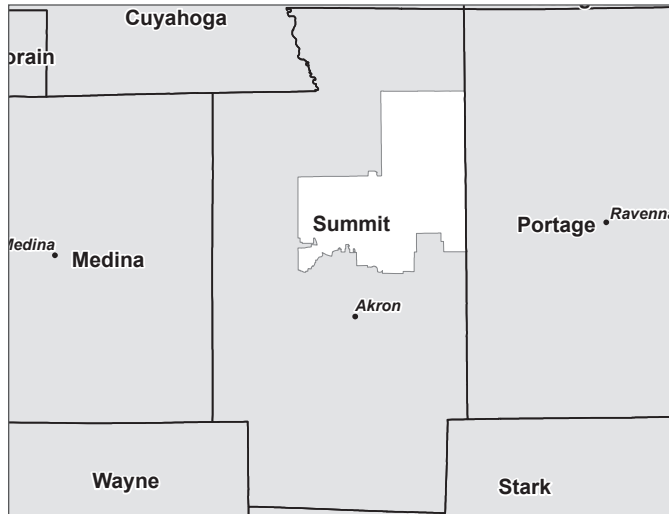
See pages 190 & 191 for comparative demographic data.

INDUSTRIES	Employment		Wages	
	# of Jobs	%	\$	%
Natural Resources & Mining	27	0.0%	\$1,296,429	0.0%
Construction	2,091	3.0%	\$44,839,318	1.2%
Manufacturing	3,693	5.2%	\$133,815,694	3.7%
Trade, Transportation, & Utilities	7,130	10.1%	\$469,420,839	13.0%
Information	1,638	2.3%	\$109,406,262	3.0%
Financial Activities	1,953	2.8%	\$129,952,431	3.6%
Professional & Business Services	13,667	19.4%	\$989,867,746	27.5%
Education & Health Services	29,523	42.0%	\$1,331,657,590	37.0%
Leisure & Hospitality	4,706	6.7%	\$83,797,280	2.3%
Other Services (except Public Administration)	1,730	2.5%	\$54,254,601	1.5%
Public Administration	4,215	6.0%	\$254,335,024	7.1%
TOTAL	70,373		\$3,602,643,215	

DISTRICT EMPLOYMENT	
Age 29 or younger Total	Rank
13,899	95
Age 30-54 Total	Rank
37,840	14
Age 55+ Total	Rank
18,634	19

District Map:

House District 34 is contained within Senate District 27.



Political Landscape:

2018 Gubernatorial Results:

Mike DeWine (R)	46.95%
Richard Cordray (D)	53.05%

2020 Presidential Results:

Joe Biden (D)	54.29%
Donald Trump (R)	45.71%

2022
POLITICAL R
INDEX:
48.26%

Candidates:

CASEY WEINSTEIN (D-Hudson) ★

- **Social Media:** [f](#) [in](#) [@](#) [@RepWeinstein](#)
- **Occupation:** Regional Director, ServiceNow
- **Experience:** Managing Client Director, Gartner; Hudson City Councilman; RhinoCorps; MicroStrategy
- **Education:** B.S. Management, U.S. Air Force Academy; M.B.A. Marketing and Negotiation, Ohio State University
- **Campaign Committee:** Friends of Casey Weinstein, 8 N. Westhaven Dr., Hudson, OH 44236
- **Website:** caseyforohio.com

BETH BIGHAM (R-Hudson)

- **Social Media:** [f](#) [in](#) [@](#)
- **Occupation:** Hudson City Councilwoman; Nurse Practitioner
- **Experience:** Founder, Medical Prophet; Kent State University Faculty; University Hospitals of Cleveland
- **Education:** B.S.N. Kent State University; M.S. Family Nurse Practitioner, Clemson University; M.B.A. Kent State University
- **Campaign Committee:** Committee to Elect Beth Bigham, 2284 Herrick Cir., Hudson, OH 44236
- **Website:** bethbigham.com

DEMOCRATS SAY: Rep. Weinstein’s legislative achievements include establishing the Electric Vehicle Infrastructure Committee; securing additional monies for the Local Government Fund; co-authoring Madeline’s Law, which requires insurance coverage for minors’ hearing aids; and writing a bill which ensures Active Duty spouses have a clear path to maintain employment by honoring out-of-state licenses and certifications.

REPUBLICANS SAY: This should be a race for the ages.

Economic Profile:

See pages 190 & 191 for comparative demographic data.

INDUSTRIES	Employment		Wages	
	# of Jobs	%	\$	%
Natural Resources & Mining	41	0.1%	\$436,039	0.0%
Construction	1,273	2.5%	\$8,672,625	0.4%
Manufacturing	6,680	13.1%	\$81,466,943	3.6%
Trade, Transportation, & Utilities	10,849	21.4%	\$802,588,461	35.2%
Information	716	1.4%	\$47,823,494	2.1%
Financial Activities	3,008	5.9%	\$207,825,693	9.1%
Professional & Business Services	7,379	14.5%	\$422,172,994	18.5%
Education & Health Services	10,593	20.8%	\$468,841,020	20.6%
Leisure & Hospitality	7,577	14.9%	\$131,222,778	5.8%
Other Services (except Public Administration)	1,874	3.7%	\$58,770,591	2.6%
Public Administration	821	1.6%	\$49,539,515	2.2%
TOTAL	50,811		\$2,279,360,153	

DISTRICT EMPLOYMENT

Age 29 or younger	
Total	Rank
13,751	11
Age 30-54	
Total	Rank
24,973	89
Age 55+	
Total	Rank
12,087	65

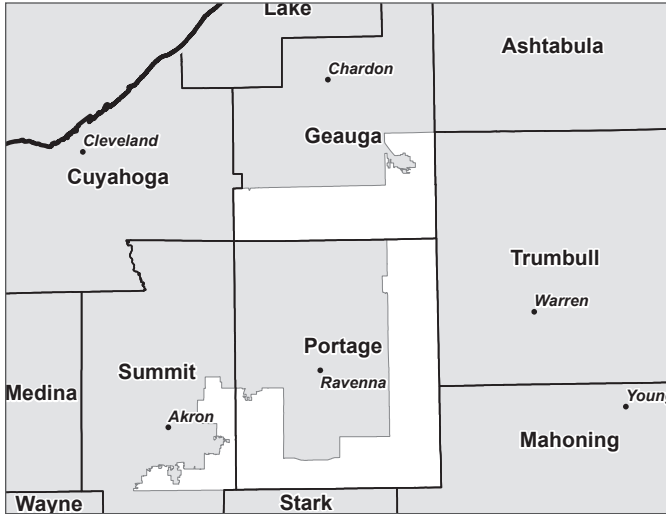
35 THIRTY-FIFTH

HOUSE DISTRICT



District Map:

House District 35 is contained within Senate District 28.



Candidates:

LORI O'NEILL (D-Bainbridge)

• **Occupation:** Commercial Real Estate Agent

STEVE DEMETRIOU (R-Chagrin Falls)

• **Social Media:** @steve4ohiohouse

• **Occupation:** Small Business Owner

• **Experience:** Principal, Scythe LLC; Owner, UBreakIFix

• **Education:** Bachelor's Economics, U.S. Military Academy at West Point

• **Memberships:** Sts. Constantine and Helen Greek Orthodox Church

• **Campaign Committee:** Demetriou for Ohio, 7320 Samuel Lord Dr., Chagrin Falls, OH 44023

• **Website:** steveforohiohouse.com

DEMOCRATS SAY: Lori has 12 years of real estate experience representing owners and users of industrial and office properties.

REPUBLICANS SAY: A warrior who can't wait to fight for his constituents.

Political Landscape:

2018 Gubernatorial Results:

Mike DeWine (R)	55.22%
Richard Cordray (D)	44.78%

2020 Presidential Results:

Joe Biden (D)	39.93%
Donald Trump (R)	60.07%



HOUSE

Economic Profile:

INDUSTRIES	Employment		Wages	
	# of Jobs	%	\$	%
Natural Resources & Mining	238	0.6%	\$10,915,872	0.6%
Construction	3,279	7.9%	\$676,588	0.0%
Manufacturing	7,635	18.3%	\$196,324,433	11.0%
Trade, Transportation, & Utilities	11,347	27.2%	\$866,384,048	48.5%
Information	131	0.3%	\$6,148,786	0.3%
Financial Activities	1,158	2.8%	\$76,431,303	4.3%
Professional & Business Services	4,675	11.2%	\$226,310,519	12.7%
Education & Health Services	6,347	15.2%	\$225,937,011	12.6%
Leisure & Hospitality	4,210	10.1%	\$72,091,061	4.0%
Other Services (except Public Administration)	1,647	4.0%	\$50,373,638	2.8%
Public Administration	1,025	2.5%	\$54,588,376	3.1%
TOTAL	41,692		\$1,786,181,636	

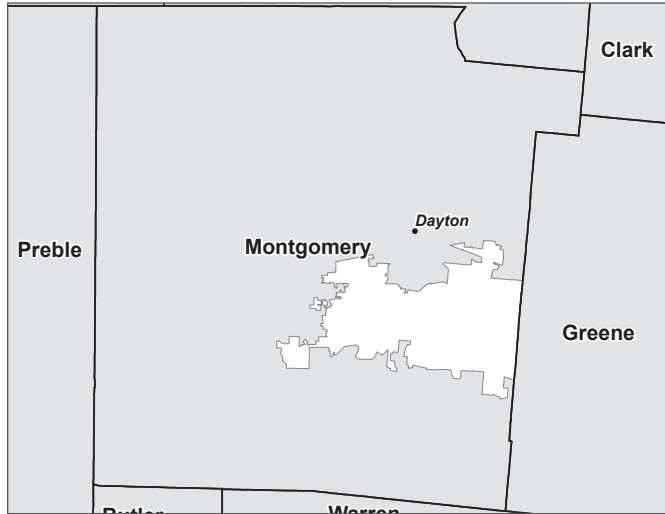
DISTRICT EMPLOYMENT	
Age 29 or younger	
Total	Rank
10,623	26
Age 30-54	
Total	Rank
20,332	91
Age 55+	
Total	Rank
10,737	34

See pages 190 & 191 for comparative demographic data.



District Map:

House District 36 is contained within Senate District 6.



Political Landscape:

2018 Gubernatorial Results:

Mike DeWine (R)	49.09%
Richard Cordray (D)	50.91%

2020 Presidential Results:

Joe Biden (D)	53.14%
Donald Trump (R)	46.86%



Candidates:

ANDREA WHITE (R-Kettering) ★

- **Social Media:** Facebook, Instagram
- **Occupation:** Legislator
- **Experience:** Kettering Municipal Court Clerk of Court; Andrea White Communications Consulting; Project Coordinator/Consultant, Ohio Public Images; Public Relations/Human Resources, Middletown Regional Hospital
- **Education:** B.A. Communications, Wright State University
- **Memberships:** Board Member, Past Chair, Partners for Healthy Youth; Ohio Association of Municipal and County Court Clerks; Fairhaven Church
- **Campaign Committee:** Friends of Andrea White, 4679 Winterset Dr., Columbus, OH 43220
- **Website:** andreawhiteforohio.com

ADDISON CARUSO (D-Dayton)

- **Social Media:** Facebook
- **Occupation:** Attorney
- **Experience:** Staff Attorney, Advocates for Basic Legal Equality; Legal Intern, Ohio Environmental Council; Law Clerk, U.S. EPA
- **Education:** Bachelor's Political Science, Miami University; J.D., Duke University
- **Campaign Committee:** Friends of Addison Caruso, 185 Lookout Dr., Oakwood, OH 45419
- **Website:** carusoforohio.com

DEMOCRATS SAY: Addison is a legal aid attorney. After graduating from Duke law school, Addison was a legal fellow for the Ohio Environmental Council and has consistently volunteered for social justice initiatives.

REPUBLICANS SAY: Another term is on the horizon—she'll continue her tireless work in helping her constituents flourish.

HOUSE

Economic Profile:

See pages 190 & 191 for comparative demographic data.

INDUSTRIES	Employment		Wages	
	# of Jobs	%	\$	%
Natural Resources & Mining	10	0.0%	\$616,971	0.0%
Construction	2,224	4.1%	\$35,090,996	1.3%
Manufacturing	6,634	12.2%	\$132,386,106	4.9%
Trade, Transportation, & Utilities	7,220	13.2%	\$642,391,264	23.7%
Information	2,613	4.8%	\$157,846,588	5.8%
Financial Activities	3,547	6.5%	\$226,376,289	8.4%
Professional & Business Services	8,859	16.2%	\$415,602,136	15.3%
Education & Health Services	16,813	30.8%	\$920,539,352	34.0%
Leisure & Hospitality	4,454	8.2%	\$85,007,675	3.1%
Other Services (except Public Administration)	1,197	2.2%	\$38,441,663	1.4%
Public Administration	960	1.8%	\$56,304,083	2.1%
TOTAL	54,531		\$2,710,603,123	

DISTRICT EMPLOYMENT	
Age 29 or younger	
Total	Rank
12,314	77
Age 30-54	
Total	Rank
28,736	26
Age 55+	
Total	Rank
13,481	52

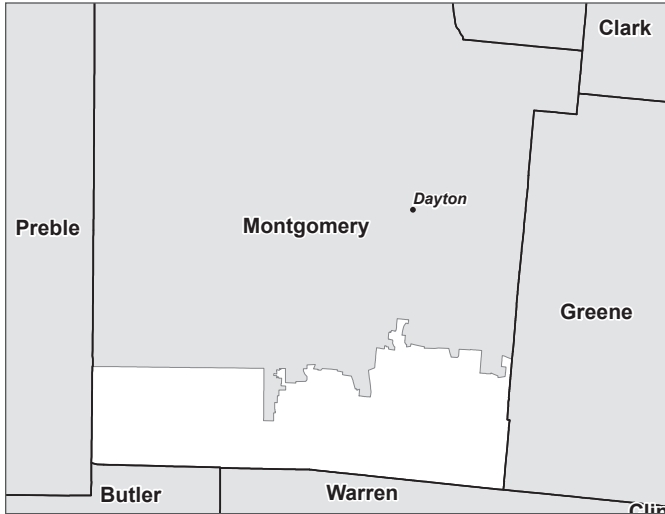
37 THIRTY-SEVENTH

HOUSE DISTRICT



District Map:

House District 37 is contained within Senate District 6.



Candidates:

TOM YOUNG (R-Centerville) ★

- **Social Media:** [Facebook](#) [Twitter](#) @YoungForOhio
- **Occupation:** Wealth Advisor
- **Experience:** Montgomery County Board of Elections; Wright State University Board of Trustees; Founding Board Member, Dayton School & Business Technology
- **Education:** Bachelor's Political Science, Miami University
- **Campaign Committee:** Citizens for Tom Young, 1121 Cedar Creek Cir., Dayton, OH 45459
- **Website:** youngforohio.com

UNOPPOSED

DEMOCRATS SAY: No comment provided.

REPUBLICANS SAY: Voters will bring his 24/7 work ethic back for another term.

HOUSE

Political Landscape:

2018 Gubernatorial Results:

Mike DeWine (R)	61.85%
Richard Cordray (D)	38.15%

2020 Presidential Results:

Joe Biden (D)	42.17%
Donald Trump (R)	57.83%



Economic Profile:

See pages 190 & 191 for comparative demographic data.

INDUSTRIES	Employment		Wages	
	# of Jobs	%	\$	%
Natural Resources & Mining	29	0.0%	\$2,872,918	0.1%
Construction	2,146	3.7%	\$2,978,019	0.1%
Manufacturing	3,028	5.2%	\$127,743,068	4.6%
Trade, Transportation, & Utilities	10,510	18.1%	\$548,667,737	19.6%
Information	3,452	5.9%	\$208,529,055	7.4%
Financial Activities	5,042	8.7%	\$325,590,154	11.6%
Professional & Business Services	9,350	16.1%	\$537,477,750	19.2%
Education & Health Services	15,332	26.4%	\$830,480,749	29.6%
Leisure & Hospitality	7,218	12.4%	\$133,969,700	4.8%
Other Services (except Public Administration)	1,268	2.2%	\$40,721,828	1.5%
Public Administration	740	1.3%	\$43,401,064	1.5%
TOTAL	58,115		\$2,802,432,042	

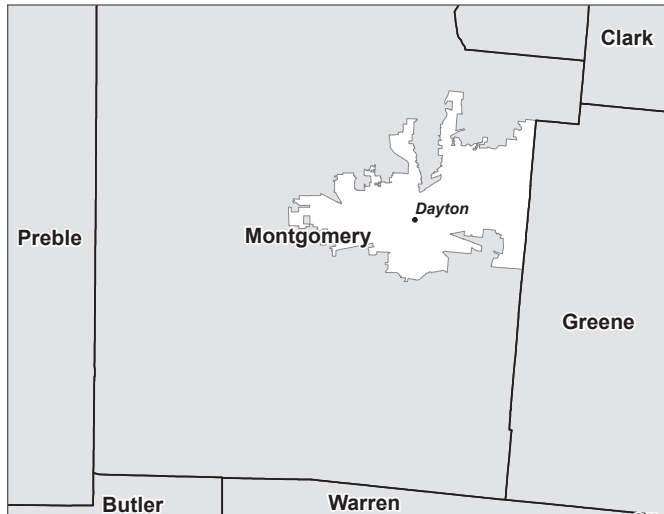
DISTRICT EMPLOYMENT

Age 29 or younger	
Total	Rank
14,454	35
Age 30-54	
Total	Rank
29,958	40
Age 55+	
Total	Rank
13,703	72



District Map:

House District 38 is contained within Senate District 6.



Candidates:

WILLIS BLACKSHEAR JR. (D-Dayton) ★

- **Social Media:** @willisb_jr
- **Occupation:** Legislator
- **Experience:** Outreach Specialist, Montgomery County Auditor's Office
- **Education:** B.A., Wright State University
- **Campaign Committee:** Citizens to Elect Blackshear Jr., 531 Belmonte Park N. Apt 411, Dayton, OH 45405
- **Website:** blackshearforstaterep.com

UNOPPOSED

DEMOCRATS SAY: Rep. Blackshear has focused on investing in public education, expanding access to early learning opportunities and ensuring a quality education for every Ohio student.

REPUBLICANS SAY: No comment provided.

Political Landscape:

2018 Gubernatorial Results:

Mike DeWine (R)	30.17%
Richard Cordray (D)	69.83%

2020 Presidential Results:

Joe Biden (D)	68.58%
Donald Trump (R)	31.42%



HOUSE

Economic Profile:

See pages 190 & 191 for comparative demographic data.

INDUSTRIES	Employment		Wages	
	# of Jobs	%	\$	%
Natural Resources & Mining	19	0.0%	\$1,948,514	0.1%
Construction	1,793	2.4%	\$15,982,038	0.4%
Manufacturing	8,362	11.4%	\$106,730,345	2.9%
Trade, Transportation, & Utilities	8,137	11.1%	\$846,670,567	22.9%
Information	1,371	1.9%	\$82,819,622	2.2%
Financial Activities	4,072	5.5%	\$265,342,300	7.2%
Professional & Business Services	9,885	13.5%	\$509,297,515	13.8%
Education & Health Services	27,510	37.4%	\$1,436,420,666	38.9%
Leisure & Hospitality	6,017	8.2%	\$117,243,576	3.2%
Other Services (except Public Administration)	2,209	3.0%	\$70,942,049	1.9%
Public Administration	4,089	5.6%	\$239,820,204	6.5%
TOTAL	73,464		\$3,693,217,395	

DISTRICT EMPLOYMENT

Age 29 or younger	
Total	Rank
13,673	99
Age 30-54	
Total	Rank
39,937	13
Age 55+	
Total	Rank
19,854	9

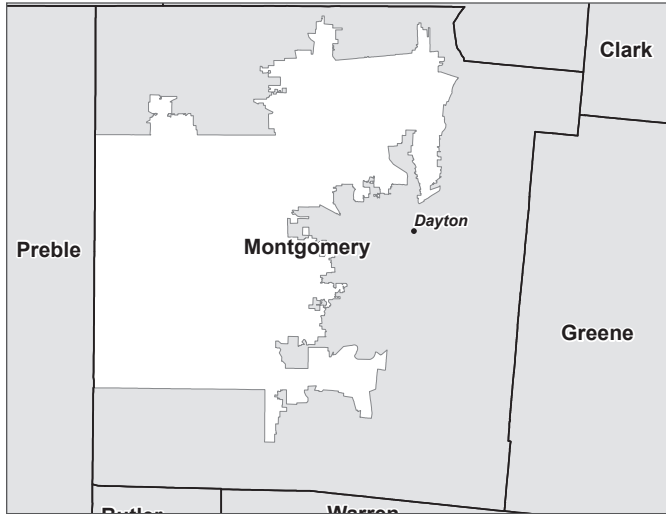
39 THIRTY-NINTH

HOUSE DISTRICT



District Map:

House District 39 is contained within Senate District 5.



Political Landscape:

2018 Gubernatorial Results:

Mike DeWine (R)	48.12%
Richard Cordray (D)	51.88%

2020 Presidential Results:

Joe Biden (D)	51.16%
Donald Trump (R)	48.84%



Candidates:

PHIL PLUMMER (R-Dayton) ★

- **Social Media:** Facebook, Instagram, Twitter @PhilPlummerOH40
- **Occupation:** Legislator
- **Experience:** Montgomery County Sheriff
- **Education:** Associate Criminal Justice, University of Toledo; B.S. Business Management, University of Phoenix; FBI National Academy
- **Campaign Committee:** Plummer for Ohio, 4679 Winterset Dr., Columbus, OH 43220
- **Website:** plummerforohio.com

LERONDA JACKSON (D-Englewood)

- **Social Media:** Facebook, Instagram, Twitter @leronda_jackson
- **Occupation:** Insurance Agent; Business Owner
- **Experience:** Owner/President, LFL Insurance Agency LLC
- **Education:** Sinclair Community College
- **Memberships:** Dayton Rotary; Dayton NAACP; National Council of Negro Women; Dayton Realtist Association; League of Women Voters of Dayton
- **Campaign Committee:** Friends of Leronda Jackson, 4525 Northglen Ct., Englewood, OH 45322
- **Website:** votelerondajackson.com

DEMOCRATS SAY: Leronda is the owner of an insurance business and is active in the Dayton Rotary Club. She is an active participant in the Miami Valley community through organizations including the Dayton NAACP, National Council of Negro Women, Dayton Realtor Association, and the League of Women Voters of Dayton.

REPUBLICANS SAY: The “Sheriff” will be back in town for another go around.

Economic Profile:

See pages 190 & 191 for comparative demographic data.

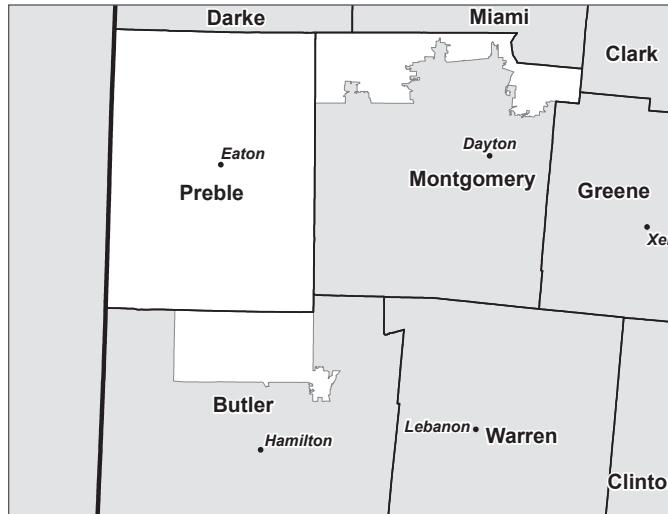
INDUSTRIES	Employment		Wages	
	# of Jobs	%	\$	%
Natural Resources & Mining	66	0.1%	\$4,025,892	0.2%
Construction	2,527	5.4%	\$4,069,960	0.2%
Manufacturing	7,876	16.7%	\$150,422,522	6.9%
Trade, Transportation, & Utilities	10,003	21.3%	\$861,677,803	39.8%
Information	417	0.9%	\$25,190,213	1.2%
Financial Activities	1,289	2.7%	\$75,877,616	3.5%
Professional & Business Services	4,252	9.0%	\$191,272,514	8.8%
Education & Health Services	11,850	25.2%	\$632,213,652	29.2%
Leisure & Hospitality	6,035	12.8%	\$109,241,034	5.0%
Other Services (except Public Administration)	1,778	3.8%	\$57,100,481	2.6%
Public Administration	933	2.0%	\$54,720,531	2.5%
TOTAL	47,026		\$2,165,812,218	

DISTRICT EMPLOYMENT	
Age 29 or younger	
Total	Rank
11,343	50
Age 30-54	
Total	Rank
23,602	68
Age 55+	
Total	Rank
12,081	35



District Map:

House District 40 is contained within Senate District 5.



Political Landscape:

2018 Gubernatorial Results:

Mike DeWine (R)	68.09%
Richard Cordray (D)	31.91%

2020 Presidential Results:

Joe Biden (D)	30.37%
Donald Trump (R)	69.63%



Candidates:

RODNEY CREECH (R-West Alexandria) ★

- **Occupation:** Preble County Commissioner; Farmer; Business Owner
- **Experience:** Twin Township Trustee
- **Education:** B.S. Agronomy, Morehead State University
- **Campaign Committee:** Committee to Elect Rodney Creech, 5062 Bantas Creek Rd., West Alexandria, OH 45381
- **Website:** rodneycreech.com

AMY COX (D-Eaton)

- **Social Media:**
- **Occupation:** Teacher
- **Experience:** Public School Teacher
- **Education:** B.S. Biology, Wright State University; Master's Education, Indiana University East
- **Campaign Committee:** Cox for Ohio, 330 East Main St., Eaton, OH 45320
- **Website:** voteamycox.com

DEMOCRATS SAY: Amy has been a teacher for the past 18 years and a union representative where she has been very outspoken about workers' rights and pushing against right-to-work legislation.

REPUBLICANS SAY: No need to screech, Creech will still be at the Statehouse next year!

HOUSE

Economic Profile:

See pages 190 & 191 for comparative demographic data.

INDUSTRIES	Employment		Wages	
	# of Jobs	%	\$	%
Natural Resources & Mining	274	0.8%	\$8,728,979	0.6%
Construction	1,752	4.9%	\$4,292,815	0.3%
Manufacturing	6,577	18.5%	\$97,136,283	6.3%
Trade, Transportation, & Utilities	10,870	30.6%	\$844,790,846	54.9%
Information	154	0.4%	\$7,051,695	0.5%
Financial Activities	793	2.2%	\$43,132,793	2.8%
Professional & Business Services	3,212	9.0%	\$120,161,595	7.8%
Education & Health Services	6,543	18.4%	\$279,952,899	18.2%
Leisure & Hospitality	3,528	9.9%	\$63,361,684	4.1%
Other Services (except Public Administration)	922	2.6%	\$27,055,887	1.8%
Public Administration	899	2.5%	\$43,107,431	2.8%
TOTAL	35,524		\$1,538,772,908	

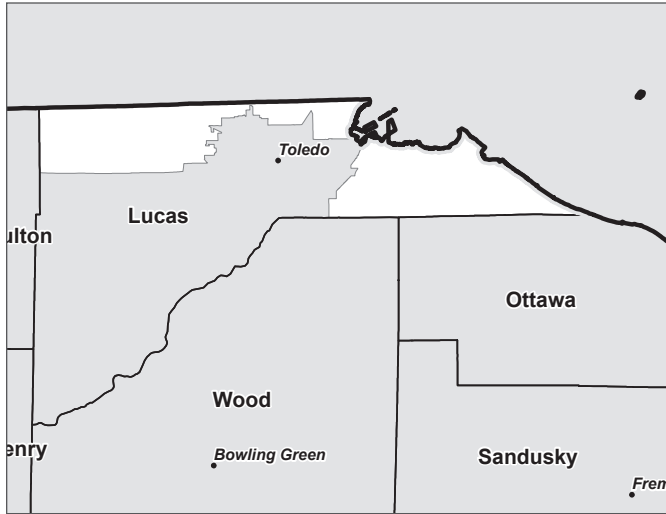
DISTRICT EMPLOYMENT

Age 29 or younger	
Total	Rank
9,354	14
Age 30-54	
Total	Rank
17,516	87
Age 55+	
Total	Rank
8,654	55



District Map:

House District 41 is contained within Senate District 11.



Political Landscape:

2018 Gubernatorial Results:

Mike DeWine (R)	46.63%
Richard Cordray (D)	53.37%

2020 Presidential Results:

Joe Biden (D)	50.23%
Donald Trump (R)	49.77%



Candidates:

NANCY LARSON (D-Sylvania)

- **Social Media:** [f](#) [t](#) @nancyforohio
- **Occupation:** Retired Social Worker
- **Education:** Psychology; Theater; Social Work
- **Campaign Committee:** Friends of Nancy Larson, 1817 Madison Ave., Toledo, OH 43604
- **Website:** electnancylarson.com

JOSH WILLIAMS (R-Oregon)

- **Social Media:** [f](#) [t](#) [i](#) @williams4ohio
- **Occupation:** Attorney
- **Experience:** Adrian College, Groth and Associates
- **Education:** J.D., University of Toledo College of Law
- **Campaign Committee:** The Committee to Elect Josh Williams, 3530 Mary Allen Dr., Oregon, OH 43616
- **Website:** joshwilliamsforohio.com

DEMOCRATS SAY: Nancy is a therapist for Harbor Behavioral Healthcare and has worked to treat and rehabilitate offenders. Nancy has remained an ardent supporter of labor. In addition, she is a small-business owner, running her own private practice.

REPUBLICANS SAY: Inspiring story, hard work ethic. Williams wins.

Economic Profile:

See pages 190 & 191 for comparative demographic data.

INDUSTRIES	Employment		Wages	
	# of Jobs	%	\$	%
Natural Resources & Mining	105	0.2%	\$5,564,744	0.2%
Construction	3,732	6.9%	\$8,507,374	0.3%
Manufacturing	6,967	12.8%	\$264,236,430	10.5%
Trade, Transportation, & Utilities	11,223	20.7%	\$950,681,936	37.7%
Information	101	0.2%	\$4,314,527	0.2%
Financial Activities	1,651	3.0%	\$114,301,481	4.5%
Professional & Business Services	7,772	14.3%	\$309,625,893	12.3%
Education & Health Services	14,158	26.1%	\$649,949,416	25.8%
Leisure & Hospitality	5,464	10.1%	\$97,848,937	3.9%
Other Services (except Public Administration)	2,391	4.4%	\$66,086,244	2.6%
Public Administration	674	1.2%	\$47,306,968	1.9%
TOTAL	54,238		\$2,518,423,949	

DISTRICT EMPLOYMENT

Age 29 or younger	
Total	Rank
12,959	55
Age 30-54	
Total	Rank
27,462	61
Age 55+	
Total	Rank
13,817	41

TPP

Thomas P. Pappas & Associates



Tom Pappas + Hunter Wright + Dee Smith + Patty Nesdore

Resources + Reliability + Results

As professionals in the public policy arena, we know when and how to most effectively impact the legislative and regulatory processes. Our team has a solid background and long list of successes. Perhaps more importantly, we rely heavily on our integrity and honesty to get the job done. All with a personalized approach.

66 East Lynn Street, Suite 2000

Columbus, Ohio 43215

(614) 621-2000

www.tompappas.com

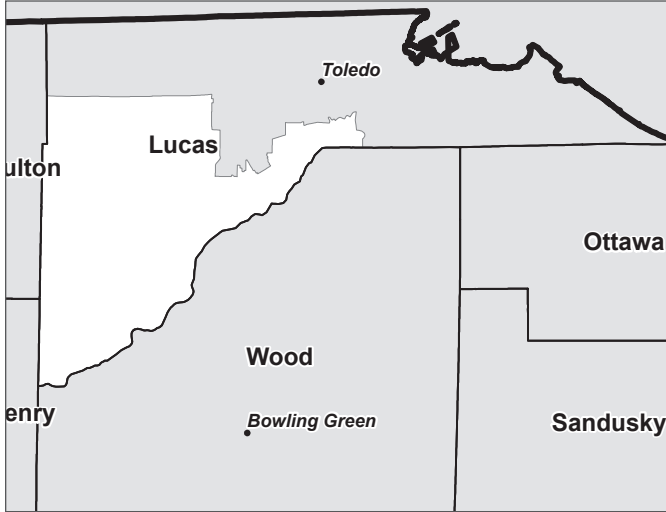
42 FORTY-SECOND

HOUSE DISTRICT



District Map:

House District 42 is contained within Senate District 11.



Political Landscape:

2018 Gubernatorial Results:

Mike DeWine (R)	47.05%
Richard Cordray (D)	52.95%

2020 Presidential Results:

Joe Biden (D)	51.09%
Donald Trump (R)	48.91%



Candidates:

DEREK MERRIN (R-Maumee) ★

- **Social Media:** [f](#) [t](#) @DerekMerrin
- **Occupation:** Real Estate Investor
- **Experience:** Owner, Merrin Property Holdings LLC; Waterville City Council; Waterville Mayor
- **Education:** B.A., University of Toledo; M.P.A. Bowling Green State University; Public Performance Measurement Certificate, Rutgers University
- **Campaign Committee:** Friends of Derek Merrin, 8129 Bridgehampton Dr., Waterville, OH 43566
- **Website:** derekmerrin.com

ERIKA WHITE (D-Toledo)

- **Social Media:** [f](#) [t](#) @ErikaForOhio
- **Occupation:** Communications Workers of America Local 4319 President
- **Experience:** Telecommunications; Union Leadership
- **Campaign Committee:** Friends of Erika White, 997 Plumcreek Rd., Toledo, OH 43615

DEMOCRATS SAY: Erika is a telecommunications specialist and the president of Communication Workers of America Local 4319. Erika currently serves as the chair for Healthy Lucas County.

REPUBLICANS SAY: Victory is on the horizon.

HOUSE

Economic Profile:

INDUSTRIES	Employment		Wages	
	# of Jobs	%	\$	%
Natural Resources & Mining	236	0.4%	\$12,603,158	0.4%
Construction	2,500	4.1%	\$14,008,809	0.5%
Manufacturing	7,275	12.0%	\$177,007,255	6.1%
Trade, Transportation, & Utilities	11,328	18.7%	\$1,031,033,117	35.8%
Information	709	1.2%	\$30,287,124	1.1%
Financial Activities	2,502	4.1%	\$175,712,862	6.1%
Professional & Business Services	9,254	15.3%	\$471,111,669	16.4%
Education & Health Services	16,608	27.5%	\$732,166,475	25.4%
Leisure & Hospitality	7,968	13.2%	\$151,601,088	5.3%
Other Services (except Public Administration)	1,464	2.4%	\$40,464,350	1.4%
Public Administration	614	1.0%	\$43,095,665	1.5%
TOTAL	60,458		\$2,879,091,571	

DISTRICT EMPLOYMENT

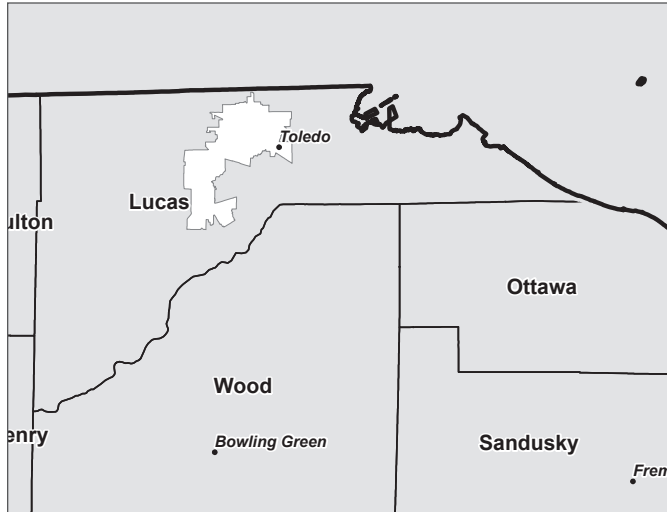
Age 29 or younger	
Total	Rank
15,215	31
Age 30-54	
Total	Rank
31,274	36
Age 55+	
Total	Rank
13,969	80

See pages 190 & 191 for comparative demographic data.



District Map:

House District 43 is contained within Senate District 11.



Candidates:

MICHELE GRIM (D-Toledo)

- **Social Media:** [Facebook](#) [Twitter](#) @michelegrim
- **Occupation:** Toledo City Councilwoman
- **Experience:** Public Health Advocacy; Education
- **Education:** MPH and Bachelor's, University of Toledo
- **Campaign Committee:** Friends of Michele Grim, 2937 E. Lincolnshire Blvd., Toledo, OH 43606
- **Website:** michelegrim.com

WENDI HENDRICKS (R-Toledo)

- **Social Media:** [Facebook](#) [Twitter](#) @wendijhendricks
- **Occupation:** Small Business Owner
- **Experience:** Talent Agency Owner
- **Campaign Committee:** Citizens for Wendi Hendricks, 4545 Indian Rd., Ottawa Hills, OH 43615
- **Website:** wendihendricks.us

DEMOCRATS SAY: Dr. Grim is a public health advocate and educator who has spent her career helping communities strengthen access to medical care and respond effectively to public health emergencies.

REPUBLICANS SAY: No comment provided.

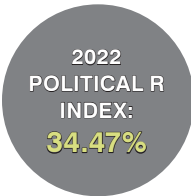
Political Landscape:

2018 Gubernatorial Results:

Mike DeWine (R)	32.40%
Richard Cordray (D)	67.60%

2020 Presidential Results:

Joe Biden (D)	65.64%
Donald Trump (R)	34.36%



HOUSE

Economic Profile:

See pages 190 & 191 for comparative demographic data.

INDUSTRIES	Employment		Wages	
	# of Jobs	%	\$	%
Natural Resources & Mining	1	0.0%	\$33,938	0.0%
Construction	951	2.1%	NA	NA
Manufacturing	365	0.8%	\$67,333,560	3.5%
Trade, Transportation, & Utilities	8,100	17.6%	\$321,788,262	16.8%
Information	319	0.7%	\$13,627,070	0.7%
Financial Activities	2,077	4.5%	\$142,141,549	7.4%
Professional & Business Services	6,776	14.7%	\$339,093,289	17.7%
Education & Health Services	19,058	41.3%	\$855,381,488	44.7%
Leisure & Hospitality	7,006	15.2%	\$124,981,130	6.5%
Other Services (except Public Administration)	1,313	2.8%	\$36,290,773	1.9%
Public Administration	181	0.4%	\$12,704,097	0.7%
TOTAL	46,147		\$1,913,375,155	

DISTRICT EMPLOYMENT

Age 29 or younger	
Total	Rank
12,943	6
Age 30-54	
Total	Rank
22,459	93
Age 55+	
Total	Rank
10,745	77

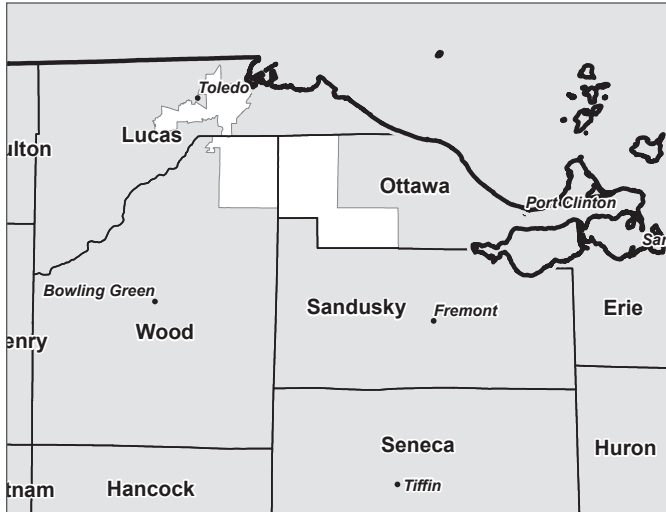
44 FORTY-FOURTH

HOUSE DISTRICT



District Map:

House District 44 is contained within Senate District 2.



Political Landscape:

2018 Gubernatorial Results:

Mike DeWine (R)	27.79%
Richard Cordray (D)	72.21%

2020 Presidential Results:

Joe Biden (D)	66.53%
Donald Trump (R)	33.47%



Candidates:

ELGIN ROGERS JR. (D-Toledo)

- **Occupation:** Division Manager, Lucas County
- **Experience:** College Professor; Lucas County Auditor's Office
- **Education:** B.A., M.A. Political Science
- **Campaign Committee:** Citizens for Rogers, 545 E. Town St., Columbus, OH 43215

ROY PALMER III (R-Toledo)

- **Occupation:** Assistant Vice President, R's Post Frame LLC
- **Experience:** Banker; Veterans Service Representative, U.S. Department of Veterans Affairs; Campaign Manager, Rep. Derek Merrin
- **Education:** Bachelor's Economics, University of Toledo; MBA, Bowling Green State University
- **Campaign Committee:** The People for Palmer, 1901 Grand Ave., Toledo, OH 43607

DEMOCRATS SAY: Elgin has been helping Toledo's youth succeed in school for more than 20 years and can often be found volunteering for various boards and commissions geared towards improving the quality of life in northwest Ohio.

REPUBLICANS SAY: No comment provided.

HOUSE

Economic Profile:

INDUSTRIES	Employment		Wages	
	# of Jobs	%	\$	%
Natural Resources & Mining	170	0.3%	\$7,615,115	0.2%
Construction	4,414	6.9%	\$26,390,011	0.8%
Manufacturing	16,537	25.9%	\$315,249,331	9.1%
Trade, Transportation, & Utilities	8,470	13.3%	\$1,550,226,282	44.7%
Information	1,678	2.6%	\$79,315,306	2.3%
Financial Activities	1,621	2.5%	\$107,503,150	3.1%
Professional & Business Services	9,023	14.1%	\$447,442,697	12.9%
Education & Health Services	10,922	17.1%	\$456,651,989	13.2%
Leisure & Hospitality	4,254	6.7%	\$81,306,080	2.3%
Other Services (except Public Administration)	1,812	2.8%	\$52,106,277	1.5%
Public Administration	4,953	7.8%	\$344,805,471	9.9%
TOTAL	63,854		\$3,468,611,709	

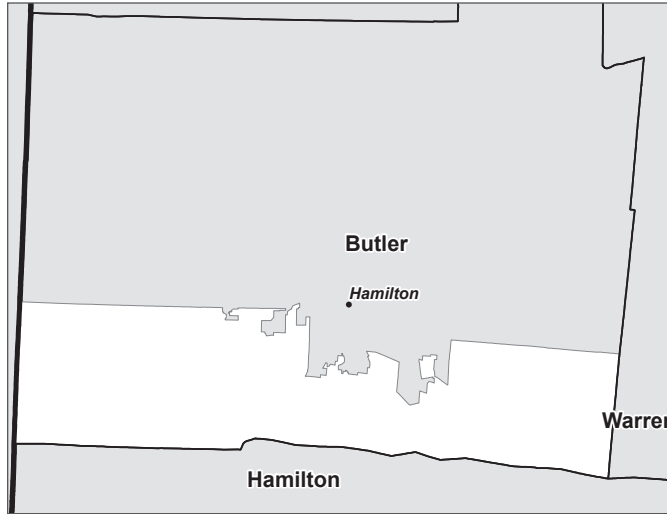
DISTRICT EMPLOYMENT	
Age 29 or younger	
Total	Rank
12,755	94
Age 30-54	
Total	Rank
35,012	11
Age 55+	
Total	Rank
16,087	48

See pages 190 & 191 for comparative demographic data.



District Map:

House District 45 is contained within Senate District 4.



Political Landscape:

2018 Gubernatorial Results:

Mike DeWine (R)	61.93%
Richard Cordray (D)	38.07%

2020 Presidential Results:

Joe Biden (D)	40.98%
Donald Trump (R)	59.02%



Candidates:

JENNIFER GROSS (R-West Chester) ★

- **Social Media:** Facebook, Instagram, YouTube
- **Occupation:** Family Nurse Practitioner
- **Experience:** IMA; Optavia; Matrix Medical Network; TriHealth Occupational Medicine
- **Education:** B.S.N. Nursing, University of Missouri-Columbia; M.S.N. Nursing, Family Practice, Research, University of Cincinnati
- **Campaign Committee:** Republicans for Jennifer Gross, 7350 Lakota Springs Dr., West Chester, OH 45069
- **Website:** jenniferforrep.com

CHUCK HORN (D-West Chester)

- **Social Media:** Facebook, Instagram, Twitter @ChuckforOhio
- **Occupation:** Attorney
- **Experience:** UnitedLex; LexisNexis; Horn Coen & Rife
- **Education:** Bachelor's Economics, University of Cincinnati; J.D., University of Cincinnati
- **Campaign Committee:** Chuck Horn Campaign Committee, 7521 Keehner Ct., West Chester, OH 45069
- **Website:** chuckforohio.com

DEMOCRATS SAY: Chuck is a contract attorney at Lexis Nexis where he has led people and managed information technology to solve problems. He is a strong advocate for gun safety, livable wages, green energy, and transparent government.

REPUBLICANS SAY: Strong across her district.

HOUSE

Economic Profile:

See pages 190 & 191 for comparative demographic data.

INDUSTRIES	Employment		Wages	
	# of Jobs	%	\$	%
Natural Resources & Mining	102	0.1%	NA	NA
Construction	4,931	5.5%	\$6,202,246	0.1%
Manufacturing	14,857	16.6%	\$282,952,371	6.3%
Trade, Transportation, & Utilities	25,566	28.6%	\$2,283,767,326	50.9%
Information	623	0.7%	\$32,481,420	0.7%
Financial Activities	6,783	7.6%	\$560,491,048	12.5%
Professional & Business Services	11,921	13.3%	\$592,574,216	13.2%
Education & Health Services	13,556	15.1%	\$468,973,344	10.4%
Leisure & Hospitality	8,126	9.1%	\$142,404,550	3.2%
Other Services (except Public Administration)	2,437	2.7%	\$82,999,834	1.8%
Public Administration	632	0.7%	\$36,162,565	0.8%
TOTAL	89,534		\$4,489,008,920	

DISTRICT EMPLOYMENT

Age 29 or younger	Total	Rank
	20,905	61
Age 30-54	Total	Rank
	48,099	15
Age 55+	Total	Rank
	20,530	82

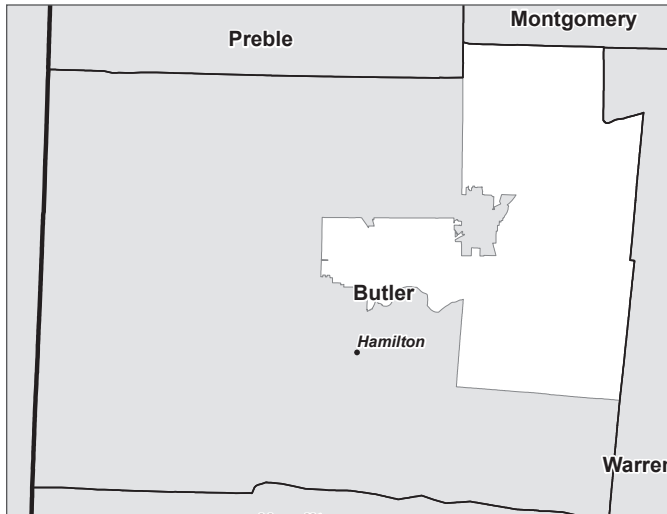
46 FORTY-SIXTH

HOUSE DISTRICT



District Map:

House District 46 is contained within Senate District 4.



Political Landscape:

2018 Gubernatorial Results:

Mike DeWine (R)	64.33%
Richard Cordray (D)	35.67%

2020 Presidential Results:

Joe Biden (D)	36.20%
Donald Trump (R)	63.80%



Candidates:

THOMAS HALL (R-Middletown) ★

- **Social Media:** [f](#) [in](#)
- **Occupation:** Madison Township Trustee; Client Manager, LexisNexis
- **Education:** Bachelor's Small Business Management, Miami University
- **Memberships:** Board Member, YMCA; Butler County Township Association
- **Campaign Committee:** Friends of Thomas Hall, 6364 Trenton Franklin Rd., Middletown, OH 45042
- **Website:** voteforhall.com

LAWRENCE MULLIGAN (D-Middletown)

- **Social Media:** [f](#) [in](#) [t](#) @mulligan4oh
- **Occupation:** High School Music Director
- **Experience:** Fenwick High School, Holgate Schools
- **Education:** Music Education, Bowling Green State University
- **Campaign Committee:** Friends of Larry Mulligan, 400 Cambridge Dr., Middletown, OH 45042
- **Website:** mulliganforohio.com

DEMOCRATS SAY: Larry has been an educator for the last eight years and is running for the Ohio House to ensure we have accountable government and a living wage.

REPUBLICANS SAY: The youngest Ohio legislator will grow another year older in his second term.

HOUSE

Economic Profile:

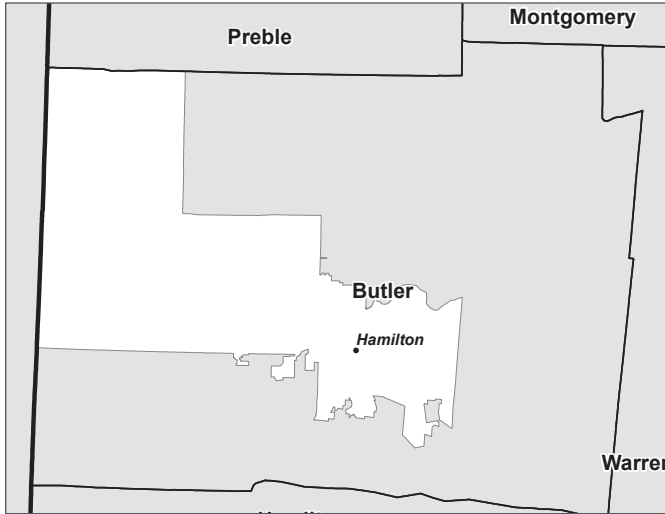
See pages 190 & 191 for comparative demographic data.

INDUSTRIES	Employment		Wages	
	# of Jobs	%	\$	%
Natural Resources & Mining	53	0.2%	NA	NA
Construction	2,307	6.9%	\$10,496,108	0.7%
Manufacturing	6,792	20.3%	\$132,381,083	9.1%
Trade, Transportation, & Utilities	8,082	24.2%	\$821,197,464	56.3%
Information	357	1.1%	\$18,612,948	1.3%
Financial Activities	635	1.9%	\$48,181,164	3.3%
Professional & Business Services	2,337	7.0%	\$101,269,833	6.9%
Education & Health Services	6,800	20.4%	\$177,976,774	12.2%
Leisure & Hospitality	4,163	12.5%	\$72,512,638	5.0%
Other Services (except Public Administration)	1,280	3.8%	\$43,594,496	3.0%
Public Administration	582	1.7%	\$33,301,603	2.3%
TOTAL	33,388		\$1,459,524,113	

DISTRICT EMPLOYMENT	
Age 29 or younger	
Total	Rank
8,576	23
Age 30-54	
Total	Rank
16,980	52
Age 55+	
Total	Rank
7,832	76

District Map:

House District 47 is contained within Senate District 4.



Political Landscape:

2018 Gubernatorial Results:

Mike DeWine (R)	60.10%
Richard Cordray (D)	39.90%

2020 Presidential Results:

Joe Biden (D)	38.92%
Donald Trump (R)	61.08%

2022
POLITICAL R
INDEX:
61.59%

Candidates:

SARA CARRUTHERS (R-Hamilton) ★

- **Social Media:** [f](#) [t](#) @FriendsofSara
- **Occupation:** Philanthropist
- **Experience:** T.V. Hamilton
- **Education:** Miami University
- **Memberships:** Michael Feinstein Foundation; Hamilton Community Foundation; P.E.O. International; Aronoff Center for the Arts; Hamilton Garden Club; Butler County Republican Party
- **Campaign Committee:** Friends of Sara Carruthers, 601 Glenway Dr., Hamilton, OH 45013
- **Website:** saracarruthers.com

SAM LAWRENCE (D-Oxford)

- **Social Media:** [v](#) [t](#) @SamforOhio
- **Occupation:** Student
- **Education:** Miami University
- **Campaign Committee:** Friends of Sam Lawrence, 700 Maple St., Oxford, OH 45056
- **Website:** samforohio.com

DEMOCRATS SAY: Sam is a political science major and student at Miami University, fighting for green energy, affordable health care, good paying jobs, investment in public education, workers' rights, and transparent government.

REPUBLICANS SAY: Nothing to worry about here.

Economic Profile:

See pages 190 & 191 for comparative demographic data.

INDUSTRIES	Employment		Wages	
	# of Jobs	%	\$	%
Natural Resources & Mining	15	0.0%	NA	NA
Construction	827	2.3%	\$12,929,297	1.1%
Manufacturing	2,763	7.6%	\$47,455,204	3.9%
Trade, Transportation, & Utilities	6,423	17.7%	\$432,533,113	35.8%
Information	289	0.8%	\$15,067,625	1.2%
Financial Activities	865	2.4%	\$64,253,802	5.3%
Professional & Business Services	3,203	8.8%	\$130,679,565	10.8%
Education & Health Services	13,705	37.7%	\$271,756,060	22.5%
Leisure & Hospitality	5,439	15.0%	\$94,836,928	7.8%
Other Services (except Public Administration)	887	2.4%	\$30,209,624	2.5%
Public Administration	1,904	5.2%	\$108,945,450	9.0%
TOTAL	36,320		\$1,208,666,667	

DISTRICT EMPLOYMENT	
Age 29 or younger	
Total	Rank
9,742	12
Age 30-54	
Total	Rank
18,014	78
Age 55+	
Total	Rank
8,564	71

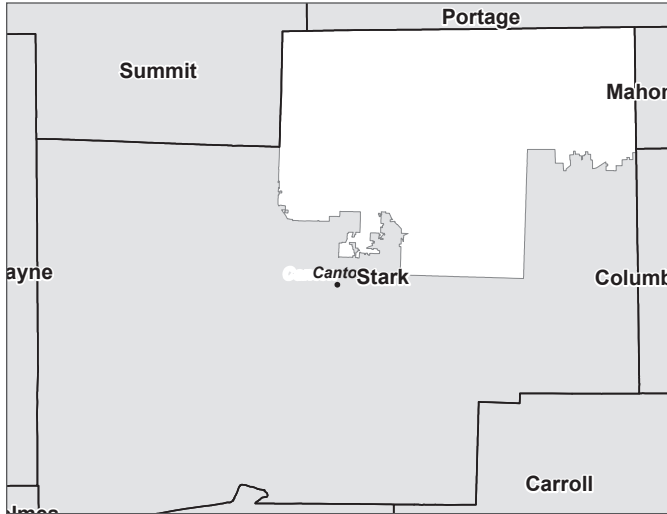
48 FORTY-EIGHTH

HOUSE DISTRICT



District Map:

House District 48 is contained within Senate District 29.



Candidates:

SCOTT OELSLAGER (R-North Canton) ★

- **Social Media:** @Scott_Oelslager
- **Occupation:** Attorney/Legislator
- **Experience:** State Representative; Ohio Senate; Aide, U.S. Rep. Ralph Regula; Director of Public Relations, Malone College
- **Education:** B.A., Mt. Union College; J.D., Capital University
- **Memberships:** Board Member, Akron/Canton Arthritis Foundation; Board of Counselors, Capital University Law School
- **Campaign Committee:** Oelslager for Ohio, 6706 Lake Cable Ave. NW, North Canton, OH 44720

DAVID SMITH (D-Alliance)

- **No data provided**

DEMOCRATS SAY: No comment provided.

REPUBLICANS SAY: The finance guru has nothing to worry about.

Political Landscape:

2018 Gubernatorial Results:

Mike DeWine (R)	59.41%
Richard Cordray (D)	40.59%

2020 Presidential Results:

Joe Biden (D)	38.18%
Donald Trump (R)	61.82%



HOUSE

Economic Profile:

See pages 190 & 191 for comparative demographic data.

INDUSTRIES	Employment		Wages	
	# of Jobs	%	\$	%
Natural Resources & Mining	195	0.5%	\$9,014,561	0.6%
Construction	2,010	5.4%	\$22,961,433	1.6%
Manufacturing	5,063	13.7%	\$117,502,542	8.0%
Trade, Transportation, & Utilities	6,993	18.9%	\$504,899,599	34.3%
Information	245	0.7%	\$8,006,504	0.5%
Financial Activities	891	2.4%	\$50,213,353	3.4%
Professional & Business Services	3,657	9.9%	\$169,956,556	11.5%
Education & Health Services	11,076	29.9%	\$435,000,250	29.5%
Leisure & Hospitality	4,373	11.8%	\$77,088,248	5.2%
Other Services (except Public Administration)	2,059	5.6%	\$55,190,264	3.7%
Public Administration	511	1.4%	\$23,973,383	1.6%
TOTAL	37,073		\$1,473,806,694	

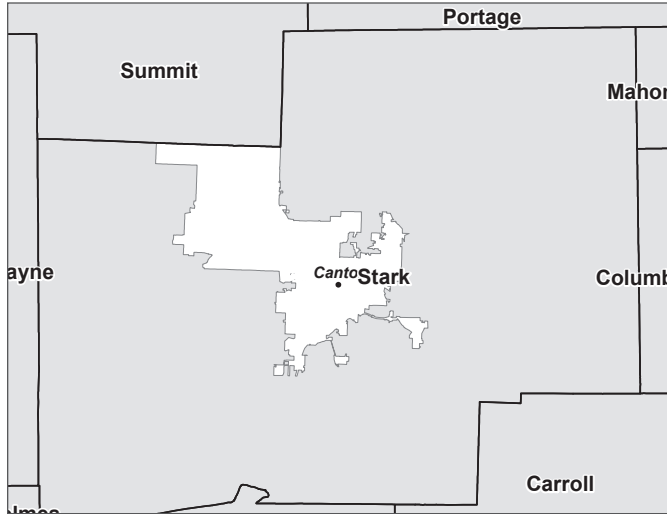
DISTRICT EMPLOYMENT

Age 29 or younger	
Total	Rank
10,259	8
Age 30-54	
Total	Rank
17,392	99
Age 55+	
Total	Rank
9,422	42



District Map:

House District 49 is contained within Senate District 29.



Political Landscape:

2018 Gubernatorial Results:

Mike DeWine (R)	47.51%
Richard Cordray (D)	52.49%

2020 Presidential Results:

Joe Biden (D)	50.77%
Donald Trump (R)	49.23%



Candidates:

THOMAS WEST (D-Canton) ★

- **Social Media:** [Facebook](#) [Twitter](#) @RepThomasWest
- **Occupation:** Small Business Owner; Licensed Social Worker
- **Experience:** Canton City Council
- **Education:** B.A. Business Administration, Mount Union College; B.A. & M.A. Social Work, University of Akron
- **Campaign Committee:** Team West Committee, 545 E. Town St., Columbus, OH 43215

JIM THOMAS (R-Canton)

- **Occupation:** Attorney/Business Owner
- **Experience:** Real Estate Developer
- **Campaign Committee:** Jim Thomas for Ohio House of Representatives, 5566 Foxboro Ave. NW, Canton, OH 44718
- **Website:** jimthomasohio.com

DEMOCRATS SAY: House Assistant Minority Leader West has worked across the aisle to pass several pieces of bipartisan legislation, including his nationally acclaimed legislation addressing lowering prescription drug cost through increased transparency and accountability of pharmacy benefit managers.

REPUBLICANS SAY: No comment provided.

HOUSE

Economic Profile:

See pages 190 & 191 for comparative demographic data.

INDUSTRIES	Employment		Wages	
	# of Jobs	%	\$	%
Natural Resources & Mining	107	0.1%	\$6,303,453	0.2%
Construction	3,468	4.1%	\$16,220,462	0.5%
Manufacturing	10,565	12.6%	\$202,735,730	5.8%
Trade, Transportation, & Utilities	14,138	16.8%	\$1,084,045,243	30.8%
Information	1,576	1.9%	\$51,503,064	1.5%
Financial Activities	4,663	5.5%	\$272,055,397	7.7%
Professional & Business Services	9,298	11.0%	\$479,222,356	13.6%
Education & Health Services	26,588	31.6%	\$1,081,247,379	30.7%
Leisure & Hospitality	9,418	11.2%	\$166,483,093	4.7%
Other Services (except Public Administration)	2,273	2.7%	\$60,926,406	1.7%
Public Administration	2,058	2.4%	\$96,550,335	2.7%
TOTAL	84,152		\$3,517,292,919	

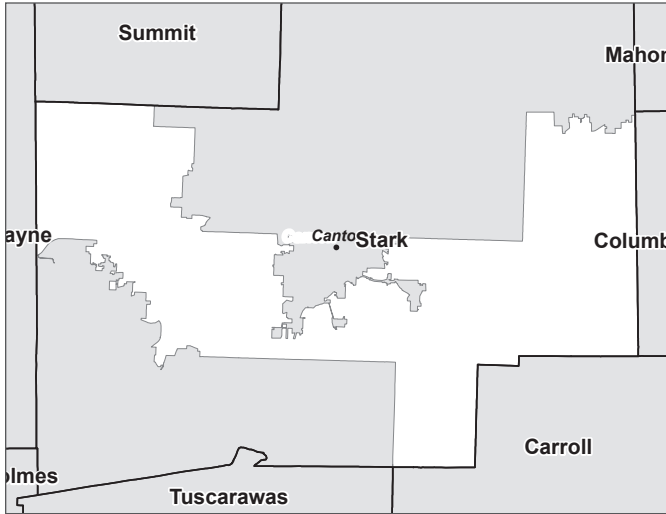
DISTRICT EMPLOYMENT	
Age 29 or younger	
Total	Rank
20,264	52
Age 30-54	
Total	Rank
42,700	58
Age 55+	
Total	Rank
21,188	49

50 FIFTIETH HOUSE DISTRICT



District Map:

House District 50 is contained within Senate District 29.



Candidates:

REGGIE STOLTZFUS (R-Minerva) ★

- **Social Media:** Facebook, LinkedIn, Twitter @ReggieForOhio
- **Occupation:** Business Owner
- **Experience:** President, Dutchcraft Truss and Component Inc.; Paris Township Trustee
- **Education:** Malone University
- **Memberships:** Board Member, Minerva Area Chamber of Commerce; Minerva Rotary Club; Stark County Township Association; NRA; Stark County Farm Bureau; Right to Life of Stark County
- **Campaign Committee:** Friends of Stoltzfus, 4679 Winterset Dr., Columbus, OH 43220
- **Website:** reggieforohio.com

UNOPPOSED

DEMOCRATS SAY: No comment provided.

REPUBLICANS SAY: Truly above reproach, Stoltzfus will keep serving his district with integrity in the next General Assembly.

HOUSE

Political Landscape:

2018 Gubernatorial Results:

Mike DeWine (R)	56.55%
Richard Cordray (D)	43.45%

2020 Presidential Results:

Joe Biden (D)	37.07%
Donald Trump (R)	62.93%



Economic Profile:

See pages 190 & 191 for comparative demographic data.

INDUSTRIES	Employment		Wages	
	# of Jobs	%	\$	%
Natural Resources & Mining	228	0.6%	\$12,591,466	0.8%
Construction	2,064	5.5%	\$19,380,292	1.2%
Manufacturing	9,303	25.0%	\$120,659,327	7.5%
Trade, Transportation, & Utilities	8,181	22.0%	\$820,253,996	51.0%
Information	385	1.0%	\$12,581,649	0.8%
Financial Activities	1,076	2.9%	\$59,359,807	3.7%
Professional & Business Services	2,567	6.9%	\$131,268,604	8.2%
Education & Health Services	7,174	19.3%	\$284,301,437	17.7%
Leisure & Hospitality	3,783	10.2%	\$65,427,206	4.1%
Other Services (except Public Administration)	1,520	4.1%	\$40,742,691	2.5%
Public Administration	914	2.5%	\$42,879,984	2.7%
TOTAL	37,195		\$1,609,446,460	

DISTRICT EMPLOYMENT

Age 29 or younger	
Total	Rank
9,062	42
Age 30-54	
Total	Rank
18,691	67
Age 55+	
Total	Rank
9,442	43

District Map:

House District 51 is contained within Senate District 31.



Candidates:

BRETT HILLYER (R-Dennison) ★

- **Social Media:**
- **Occupation:** Legislator
- **Experience:** Village Solicitor, West Lafayette, Roswell and Freeport; Attorney, Connolly, Hillyer & Ong
- **Education:** B.S. Accounting, University of Akron; J.D. Ohio Northern University
- **Campaign Committee:** Committee to Elect Brett Hillyer, 201 N. Main St., Uhrichsville, OH 44683
- **Website:** bretchhillyer.com

UNOPPOSED

DEMOCRATS SAY: No comment provided.

REPUBLICANS SAY: Unopposed and honored to be so, he will continue his work next term.

Political Landscape:

2018 Gubernatorial Results:

Mike DeWine (R)	63.28%
Richard Cordray (D)	36.72%

2020 Presidential Results:

Joe Biden (D)	28.96%
Donald Trump (R)	71.04%



Economic Profile:

See pages 192 & 193 for comparative demographic data.

INDUSTRIES	Employment		Wages	
	# of Jobs	%	\$	%
Natural Resources & Mining	1,208	3.0%	\$70,835,533	4.3%
Construction	2,045	5.0%	\$15,808,340	1.0%
Manufacturing	9,365	22.9%	\$130,417,983	7.9%
Trade, Transportation, & Utilities	7,159	17.5%	\$725,270,645	44.1%
Information	329	0.8%	\$11,911,430	0.7%
Financial Activities	1,134	2.8%	\$56,882,505	3.5%
Professional & Business Services	3,291	8.0%	\$131,654,278	8.0%
Education & Health Services	9,609	23.5%	\$350,187,534	21.3%
Leisure & Hospitality	4,228	10.3%	\$65,160,125	4.0%
Other Services (except Public Administration)	1,370	3.3%	\$39,187,887	2.4%
Public Administration	1,182	2.9%	\$45,812,271	2.8%
TOTAL	40,920		\$1,643,128,529	

DISTRICT EMPLOYMENT

Age 29 or younger	
Total	Rank
9,712	58
Age 30-54	
Total	Rank
20,301	77
Age 55+	
Total	Rank
10,907	16

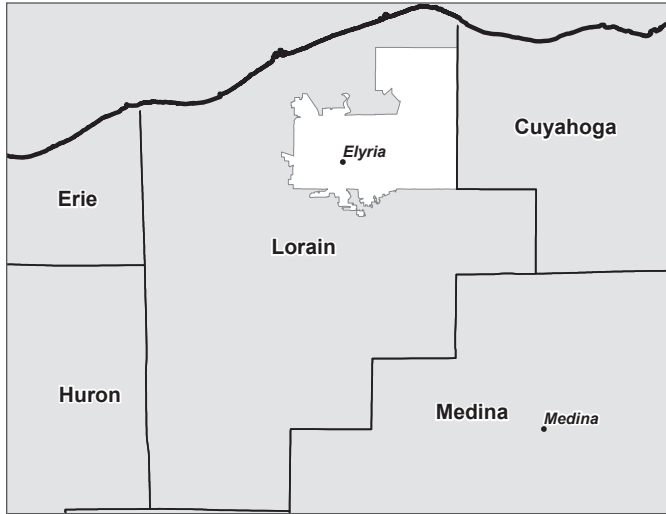
52 FIFTY-SECOND

HOUSE DISTRICT



District Map:

House District 52 is contained within Senate District 13.



Political Landscape:

2018 Gubernatorial Results:

Mike DeWine (R)	47.90%
Richard Cordray (D)	52.10%

2020 Presidential Results:

Joe Biden (D)	49.56%
Donald Trump (R)	50.44%



Candidates:

GAYLE MANNING (R-North Ridgeville) ★

- **Social Media:** @GayleManningOH
- **Occupation:** Legislator
- **Experience:** Teacher; North Ridgeville City Council
- **Education:** B.S. Elementary Education and Gifted Education, Kent State University; M.S. Reading, University of Akron
- **Memberships:** Lorain County Historical Society; NRA; North Ridgeville Chamber of Commerce; Ohio Farm Bureau; North Ridgeville Republican Club; Cuyahoga-West Retired Teachers Association; PERI; Lorain County Farm Bureau
- **Campaign Committee:** Committee to Elect Gayle Manning, 7064 Avon Belden Rd., N. Ridgeville, OH 44039
- **Website:** gaylemanning.com

REGAN PHILLIPS (D-North Ridgeville)

- **Social Media:** @ElectRPhillips
- **Occupation:** Executive Administrative Assistant, Elyria City Clerk of Council
- **Experience:** Safety Service Assistant, City of Elyria; Field Operations Manager, Spherion
- **Education:** Lorain Community College
- **Campaign Committee:** Every Day People to Elect Regan Phillips, 9044 Wyllys Dr., N. Ridgeville, OH 44039
- **Website:** electreganphillips.com

DEMOCRATS SAY: Regan is currently employed with the City of Elyria. She is an emerging leader who currently serves as the second-vice chair of the Elyria NAACP, as well as president of the NCNW Lorain Section and president of the Community Foundation of Lorain County - African American Community Fund.

REPUBLICANS SAY: A hard worker with a strong record that will win re-election.

Economic Profile:

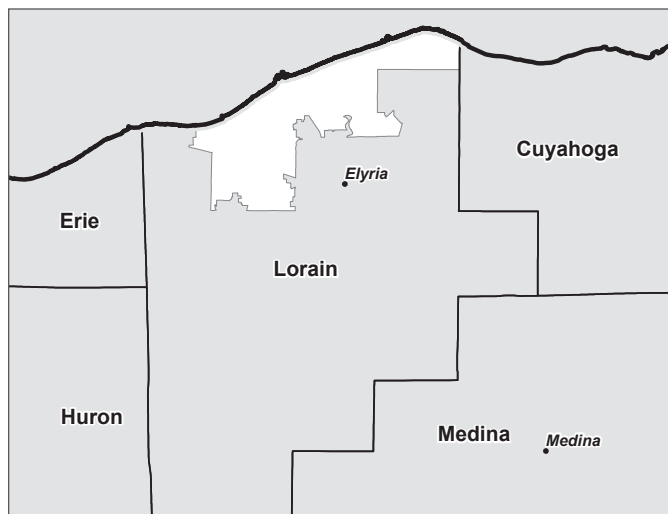
INDUSTRIES	Employment		Wages	
	# of Jobs	%	\$	%
Natural Resources & Mining	153	0.3%	\$5,443,432	0.3%
Construction	1,602	3.3%	\$11,908,930	0.6%
Manufacturing	8,418	17.5%	\$84,190,714	4.0%
Trade, Transportation, & Utilities	9,452	19.6%	\$848,488,675	40.5%
Information	408	0.8%	\$16,492,888	0.8%
Financial Activities	1,349	2.8%	\$65,166,777	3.1%
Professional & Business Services	5,158	10.7%	\$266,992,833	12.8%
Education & Health Services	13,356	27.7%	\$538,048,321	25.7%
Leisure & Hospitality	5,039	10.5%	\$86,044,684	4.1%
Other Services (except Public Administration)	1,279	2.7%	\$35,819,630	1.7%
Public Administration	1,933	4.0%	\$134,190,386	6.4%
TOTAL	48,147		\$2,092,787,271	

DISTRICT EMPLOYMENT	
Age 29 or younger	
Total	Rank
11,311	59
Age 30-54	
Total	Rank
24,209	66
Age 55+	
Total	Rank
12,627	26

See pages 192 & 193 for comparative demographic data.

District Map:

House District 53 is contained within Senate District 13.



Political Landscape:

2018 Gubernatorial Results:

Mike DeWine (R)	43.08%
Richard Cordray (D)	56.92%

2020 Presidential Results:

Joe Biden (D)	52.67%
Donald Trump (R)	47.33%

2022
POLITICAL R
INDEX:
45.25%

Candidates:

JOE MILLER (D-Amherst) ★

- **Social Media:** [f](#) [@](#) [@JoeMiller4Ohio](#)
- **Occupation:** Educator; Amherst Councilman
- **Experience:** Firelands Local Schools; Amherst City Council
- **Education:** B.S. Education, Bowling Green State University; M.S. Education, Ashland University
- **Memberships:** National Education Association; Ohio Education Association; Firelands Education Association; Knights of Columbus Holy Family Council 4891; Sons of American Legion Post 118; Eagles Aerie 1442; Lorain Elks Lodge 1301; United States Golf Teaching Federation; Northern Ohio Officials Association; Lake Erie Basketball Officials Association; Ohio Farm Bureau
- **Campaign Committee:** Friends of Joe Miller, 433 Northpointe Blvd., Amherst, OH 44001
- **Website:** [electjoemiller.com](#)

MARTY GALLAGHER (R-Avon Lake)

- **Social Media:** [f](#) [@](#)
- **Occupation:** Business Owner
- **Experience:** Real Estate Developer
- **Education:** Cuyahoga Community College
- **Campaign Committee:** Marty Gallagher Elect, 6218 Oak Tree Dr. North, Lorain, OH 44053
- **Website:** [martygallagher.net](#)

DEMOCRATS SAY: Rep. Miller has introduced and supported legislation to bring money and jobs back to Lorain County, increase incentives for renewable green energy, provide assistance and recognition to our veterans and nation's heroes, and restore local control in the Lorain City School District.

REPUBLICANS SAY: A humble and savvy candidate.

Economic Profile:

INDUSTRIES	Employment		Wages	
	# of Jobs	%	\$	%
Natural Resources & Mining	38	0.1%	\$1,522,843	0.1%
Construction	1,290	4.0%	\$6,776,462	0.5%
Manufacturing	5,831	18.1%	\$67,794,021	4.9%
Trade, Transportation, & Utilities	7,051	21.9%	\$624,483,727	45.1%
Information	404	1.3%	\$16,331,193	1.2%
Financial Activities	780	2.4%	\$36,367,062	2.6%
Professional & Business Services	2,451	7.6%	\$131,235,172	9.5%
Education & Health Services	8,744	27.2%	\$350,395,840	25.3%
Leisure & Hospitality	3,635	11.3%	\$61,994,633	4.5%
Other Services (except Public Administration)	1,159	3.6%	\$32,458,915	2.3%
Public Administration	818	2.5%	\$56,786,206	4.1%
TOTAL	32,201		\$1,386,146,073	

DISTRICT EMPLOYMENT

Age 29 or younger	
Total	Rank
7,340	72
Age 30-54	
Total	Rank
16,339	59
Age 55+	
Total	Rank
8,522	20

See pages 192 & 193 for comparative demographic data.

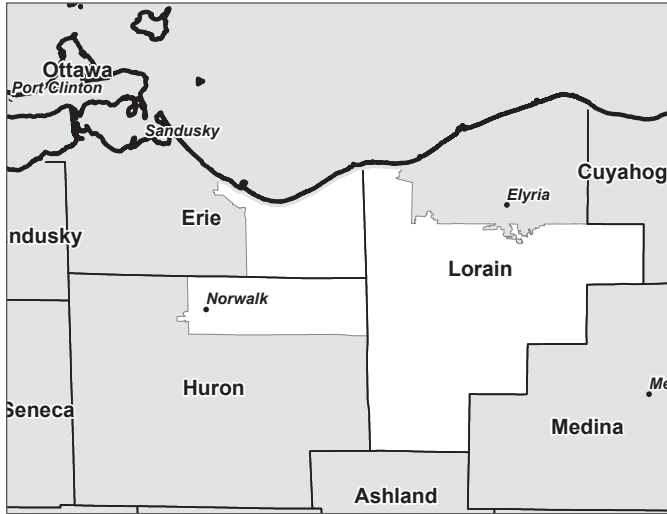
54 FIFTY-FOURTH

HOUSE DISTRICT



District Map:

House District 54 is contained within Senate District 13.



Political Landscape:

2018 Gubernatorial Results:

Mike DeWine (R)	53.72%
Richard Cordray (D)	46.28%

2020 Presidential Results:

Joe Biden (D)	39.65%
Donald Trump (R)	60.35%



Candidates:

DICK STEIN (R-Norwalk) ★

- **Social Media:** Facebook, Instagram, Twitter @photomanoh
- **Occupation:** Photographer/ Business Owner
- **Experience:** Owner, SLR Imaging Inc.
- **Education:** Norwalk St. Paul High School; Professional Master's and Craftsman Degrees, Professional Photographers of America
- **Campaign Committee:** Stein for State Representative, 2854 State Rte. 61, Norwalk, OH 44857
- **Website:** steinforstaterep.com

BRYAN BURGESS (D-Oberlin)

- **Social Media:** Facebook, Instagram
- **Occupation:** City Council; Business Owner
- **Experience:** Oberlin City Council; Owner, Burgess Electric LLC
- **Memberships:** Indoor Tanning Association, Board Member
- **Campaign Committee:** Committee To Elect Bryan Burgess, 560 E College St., Oberlin, OH 44074

DEMOCRATS SAY: Bryan has served on Oberlin City Council for more than a decade and has helped institute policies that aggressively tackle climate change.

REPUBLICANS SAY: This beekeeping legislator will be buzzing to victory.

HOUSE

Economic Profile:

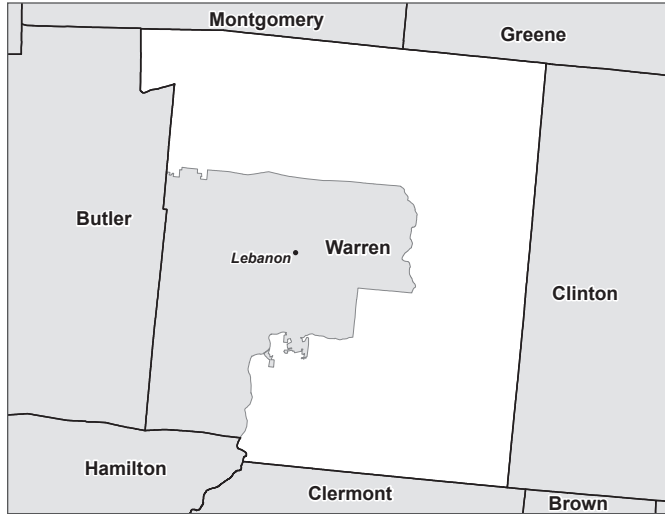
See pages 192 & 193 for comparative demographic data.

INDUSTRIES	Employment		Wages	
	# of Jobs	%	\$	%
Natural Resources & Mining	1,014	2.9%	\$28,625,500	1.9%
Construction	2,386	6.8%	\$6,957,293	0.5%
Manufacturing	5,970	17.0%	\$143,028,146	9.6%
Trade, Transportation, & Utilities	6,193	17.6%	\$549,307,573	36.7%
Information	386	1.1%	\$18,990,001	1.3%
Financial Activities	679	1.9%	\$33,536,578	2.2%
Professional & Business Services	2,617	7.4%	\$96,812,573	6.5%
Education & Health Services	8,923	25.3%	\$372,269,556	24.9%
Leisure & Hospitality	3,535	10.0%	\$64,821,460	4.3%
Other Services (except Public Administration)	1,120	3.2%	\$33,620,350	2.2%
Public Administration	2,396	6.8%	\$148,887,384	9.9%
TOTAL	35,219		\$1,496,856,414	

DISTRICT EMPLOYMENT	
Age 29 or younger	
Total	Rank
7,661	85
Age 30-54	
Total	Rank
17,845	60
Age 55+	
Total	Rank
9,713	7

District Map:

House District 55 is contained within Senate District 7.



Political Landscape:

2018 Gubernatorial Results:

Mike DeWine (R)	73.19%
Richard Cordray (D)	26.81%

2020 Presidential Results:

Joe Biden (D)	28.22%
Donald Trump (R)	71.78%

2022
POLITICAL R
INDEX:
73.78%

Candidates:

SCOTT LIPPS (R-Franklin) ★

- **Social Media:** [Facebook](#) [Twitter](#) @LippsforOhio
- **Occupation:** Business Owner
- **Experience:** Co-Owner, HomeCare Mattress, Bed-Check; Owner, Sleep Tite Mattress Factory; Franklin City Council; Franklin Mayor
- **Education:** B.A., College of Wooster; M.S., DePaul University
- **Memberships:** Masons; Shriners; NFIB; Optimists; Rotary Club; Ohio Farm Bureau
- **Campaign Committee:** Friends of Scott Lipps, 3757 Mclean Rd., Franklin, OH 45005
- **Website:** scottlipps.com

PAUL ZORN (D-Morrow)

- **Social Media:** [Facebook](#)
- **Occupation:** Retired Postal Worker; Army Veteran
- **Experience:** U.S. Post Office; U.S. Army; Trucking; Taxi Driver; Union Steward
- **Education:** Western Hills High School
- **Campaign Committee:** Paul Zorn for Ohio, 416 W. Pike St., Morrow, OH 45152

DEMOCRATS SAY: Paul retired in 2019 after working for 36 years in the U.S. Post Office where he served as a union steward for 20 years. He was previously a three-term Morrow councilman. He is a veteran.

REPUBLICANS SAY: His re-election will be the chef's kiss on election night in November.

Economic Profile:

See pages 192 & 193 for comparative demographic data.

INDUSTRIES	Employment		Wages	
	# of Jobs	%	\$	%
Natural Resources & Mining	101	0.4%	\$4,178,203	0.4%
Construction	1,815	6.7%	\$4,736,138	0.4%
Manufacturing	3,909	14.4%	\$114,123,220	9.7%
Trade, Transportation, & Utilities	5,971	22.0%	\$526,010,426	44.5%
Information	155	0.6%	\$9,840,337	0.8%
Financial Activities	847	3.1%	\$53,149,880	4.5%
Professional & Business Services	2,535	9.3%	\$137,436,251	11.6%
Education & Health Services	6,797	25.0%	\$193,308,229	16.4%
Leisure & Hospitality	3,409	12.5%	\$64,328,492	5.4%
Other Services (except Public Administration)	1,075	4.0%	\$53,746,319	4.6%
Public Administration	562	2.1%	\$20,069,498	1.7%
TOTAL	27,176		\$1,180,926,993	

DISTRICT EMPLOYMENT

Age 29 or younger	
Total	Rank
7,022	20
Age 30-54	
Total	Rank
13,628	69
Age 55+	
Total	Rank
6,526	60

56 FIFTY-SIXTH

HOUSE DISTRICT



District Map:

House District 56 is contained within Senate District 7.



Political Landscape:

2018 Gubernatorial Results:

Mike DeWine (R)	63.07%
Richard Cordray (D)	36.93%

2020 Presidential Results:

Joe Biden (D)	40.98%
Donald Trump (R)	59.02%



Candidates:

JOY BENNETT (D-Mason)

- **Social Media:** @joyforohio
- **Occupation:** Freelance writer
- **Experience:** Marketing
- **Education:** Cedarville University
- **Campaign Committee:** Friends of Joy Bennett, 1054 Willow Ln., Mason, OH 45040
- **Website:** joyforohio.com

ADAM MATHEWS (R-Lebanon)

- **Social Media:** @mathewsfrohio
- **Occupation:** Local Government Official
- **Experience:** Lebanon City Councilman
- **Campaign Committee:** Friends of Adam Mathews, 454 Calumet Farms Dr., Lebanon, OH 45036
- **Website:** adammathews.com

DEMOCRATS SAY: Joy is a freelance writer and was previously a parent coordinator and ex officio member of the Board of Trustees for the Cincinnati Children's Family Advisory Council. In 2021, she led a successful referendum on an abortion ban passed by Mason's City Council. She's a strong advocate for education and ensuring the needs of students are met.

REPUBLICANS SAY: He's young. He's experienced. He's Adam Mathews!

HOUSE

Economic Profile:

INDUSTRIES	Employment		Wages	
	# of Jobs	%	\$	%
Natural Resources & Mining	115	0.2%	\$3,866,990	0.1%
Construction	2,260	3.2%	\$3,626,106	0.1%
Manufacturing	9,208	13.0%	\$142,103,844	3.7%
Trade, Transportation, & Utilities	12,462	17.6%	\$1,132,016,351	29.5%
Information	497	0.7%	\$31,552,564	0.8%
Financial Activities	4,709	6.6%	\$315,906,507	8.2%
Professional & Business Services	14,860	21.0%	\$1,499,019,134	39.1%
Education & Health Services	12,515	17.7%	\$334,202,463	8.7%
Leisure & Hospitality	9,832	13.9%	\$185,274,670	4.8%
Other Services (except Public Administration)	1,993	2.8%	\$99,643,176	2.6%
Public Administration	2,407	3.4%	\$85,956,017	2.2%
TOTAL	70,858		\$3,833,167,822	

DISTRICT EMPLOYMENT

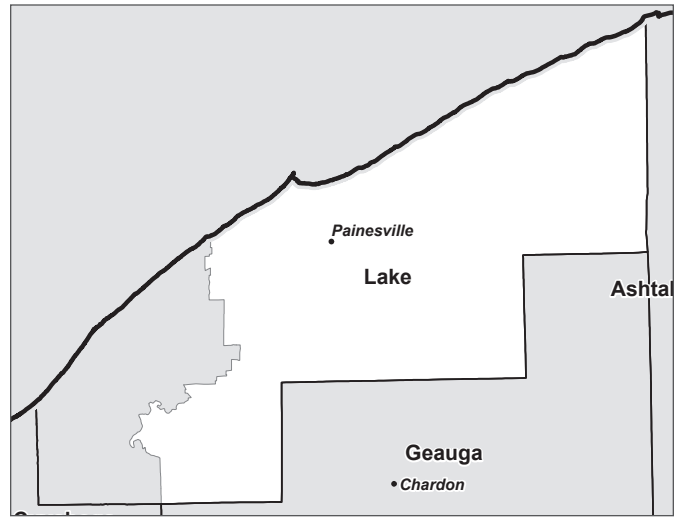
Age 29 or younger	
Total	Rank
18,096	25
Age 30-54	
Total	Rank
36,848	33
Age 55+	
Total	Rank
15,914	83

See pages 192 & 193 for comparative demographic data.



District Map:

House District 57 is contained within Senate District 18.



Political Landscape:

2018 Gubernatorial Results:

Mike DeWine (R)	57.89%
Richard Cordray (D)	42.11%

2020 Presidential Results:

Joe Biden (D)	40.51%
Donald Trump (R)	59.49%



Candidates:

- EVAN ROSBOROUGH (D-Painesville)**
- **Social Media:** [f](#) [@](#) [evan_for_ohio](#)
 - **Occupation:** Business Development, MD Ranger, Inc.
 - **Experience:** Tech industry
 - **Education:** Lake Erie College
 - **Campaign Committee:** Citizens for Evan Rosborough, 1111 Mentor Ave., Painesville, OH 44077
 - **Website:** [evanfor57.com](#)
- JAMIE CALLENDER (R-Concord)**
- **Social Media:** [f](#) [@](#) [JamieCallender](#)
 - **Occupation:** Attorney
 - **Experience:** Partner, Callender Law Group; Professor, Kent State University; Partner, Buckley King LPA; State Representative
 - **Education:** Bachelor's, Cleveland State University; J.D., Cleveland-Marshall College of Law
 - **Campaign Committee:** Callender for Ohio, 4679 Winterset Dr., Columbus, OH 43220
 - **Website:** [jamiecallender.com](#)

DEMOCRATS SAY: Evan is a young professional working in business development for a tech company specializing in health care. He believes that the state legislature needs the diverse viewpoint that a younger person can provide.

REPUBLICANS SAY: A fit for his district that will surely bring another term.

HOUSE

Economic Profile:

See pages 192 & 193 for comparative demographic data.

INDUSTRIES	Employment		Wages	
	# of Jobs	%	\$	%
Natural Resources & Mining	875	1.9%	\$34,120,540	1.5%
Construction	2,525	5.4%	\$107,567,179	4.7%
Manufacturing	8,586	18.2%	\$134,873,775	5.9%
Trade, Transportation, & Utilities	7,770	16.5%	\$869,134,917	38.3%
Information	433	0.9%	\$24,606,150	1.1%
Financial Activities	931	2.0%	\$60,994,437	2.7%
Professional & Business Services	4,327	9.2%	\$298,374,464	13.1%
Education & Health Services	12,887	27.3%	\$482,247,623	21.2%
Leisure & Hospitality	4,322	9.2%	\$76,191,268	3.4%
Other Services (except Public Administration)	1,618	3.4%	\$48,865,775	2.2%
Public Administration	2,849	6.0%	\$135,246,052	6.0%
TOTAL	47,123		\$2,272,222,179	

DISTRICT EMPLOYMENT

Age 29 or younger	
Total	Rank
10,496	82
Age 30-54	
Total	Rank
23,595	70
Age 55+	
Total	Rank
13,032	5

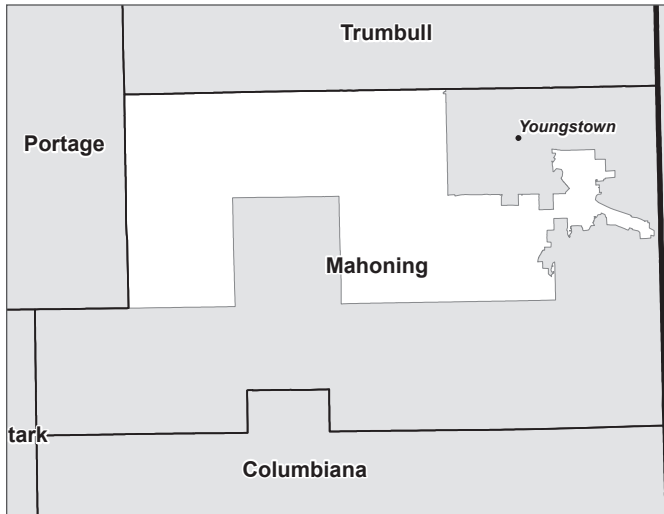
58 FIFTY-EIGHTH

HOUSE DISTRICT



District Map:

House District 58 is contained within Senate District 33.



Political Landscape:

2018 Gubernatorial Results:

Mike DeWine (R)	45.17%
Richard Cordray (D)	54.83%

2020 Presidential Results:

Joe Biden (D)	46.90%
Donald Trump (R)	53.10%



Candidates:

AL CUTRONA (R-Canfield) ★

- **Social Media:** [Facebook](#) [Twitter](#) @alcutrona
- **Occupation:** Legislator; Attorney; Chief Operating Officer
- **Experience:** Amourgis & Associates; Northeastern Ohio Infectious Disease Association
- **Education:** B.A. Political Science, Youngstown State University; J.D., Case Western Reserve University
- **Campaign Committee:** Al Cutrona for Ohio, 3755 Mercedes Pl., Unit 9, Canfield, OH 44406
- **Website:** cutronaforohio.com

BRUCE NEFF (D-Canfield)

- **Occupation:** Local Government Official; Business Owner
- **Experience:** Canfield City Council
- **Campaign Committee:** Elect Bruce Neff, 68 W. Main St., Canfield, OH 44406
- **Website:** electbruceneff.com

DEMOCRATS SAY: Bruce was elected to Canfield City Council in 2017 and was re-elected in 2019. He is passionate about water rates, economic development, broadband, and education.

REPUBLICANS SAY: Big Persona Cutrona embodies the people of his district. This man of the people will win.

HOUSE

Economic Profile:

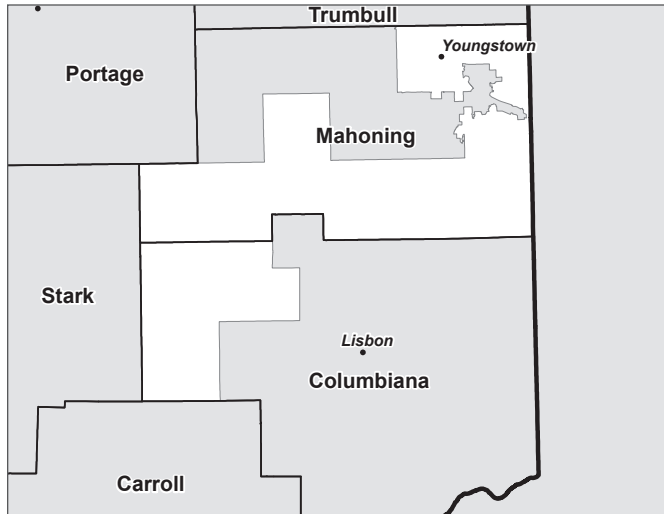
INDUSTRIES	Employment		Wages	
	# of Jobs	%	\$	%
Natural Resources & Mining	99	0.2%	\$4,825,104	0.2%
Construction	2,475	4.3%	\$4,803,145	0.2%
Manufacturing	5,095	8.8%	\$143,212,914	6.6%
Trade, Transportation, & Utilities	13,411	23.3%	\$764,233,835	35.4%
Information	564	1.0%	\$27,565,132	1.3%
Financial Activities	2,097	3.6%	\$122,251,246	5.7%
Professional & Business Services	7,714	13.4%	\$287,871,864	13.3%
Education & Health Services	14,969	26.0%	\$567,562,854	26.3%
Leisure & Hospitality	8,391	14.6%	\$131,630,175	6.1%
Other Services (except Public Administration)	1,992	3.5%	\$53,070,343	2.5%
Public Administration	798	1.4%	\$49,873,050	2.3%
TOTAL	57,605		\$2,156,899,661	

DISTRICT EMPLOYMENT	
Age 29 or younger	
Total	Rank
14,830	22
Age 30-54	
Total	Rank
27,616	96
Age 55+	
Total	Rank
15,159	23

See pages 192 & 193 for comparative demographic data.

District Map:

House District 59 is contained within Senate District 33.



Candidates:

LAUREN MCNALLY (D-Youngstown)

- **Social Media:** [Facebook](#) [Twitter](#) [Instagram](#) @lmcnallyytown
- **Occupation:** Local Government Official; Business Owner
- **Experience:** Youngstown City Council; Journalism; Marketing
- **Education:** Ohio State University; Miami University
- **Campaign Committee:** Lauren McNally for Ohio, 1255 Cherokee Dr., Youngstown, OH 44511
- **Website:** laurenmcnallyforohio.com

UNOPOSED

DEMOCRATS SAY: Lauren is a councilwoman for the City of Youngstown. She serves on various community boards, including American Red Cross and Women's Junior League of Youngstown.

REPUBLICANS SAY: No comment provided.

Political Landscape:

2018 Gubernatorial Results:

Mike DeWine (R)	45.80%
Richard Cordray (D)	54.20%

2020 Presidential Results:

Joe Biden (D)	47.84%
Donald Trump (R)	52.16%

2022
POLITICAL R
INDEX:
48.42%

Economic Profile:

See pages 192 & 193 for comparative demographic data.

INDUSTRIES	Employment		Wages	
	# of Jobs	%	\$	%
Natural Resources & Mining	323	0.8%	\$12,756,681	0.7%
Construction	2,568	6.1%	\$29,487,659	1.7%
Manufacturing	4,743	11.3%	\$148,295,960	8.6%
Trade, Transportation, & Utilities	6,884	16.4%	\$504,233,509	29.3%
Information	623	1.5%	\$30,448,719	1.8%
Financial Activities	553	1.3%	\$29,796,559	1.7%
Professional & Business Services	4,395	10.5%	\$175,980,199	10.2%
Education & Health Services	14,656	34.9%	\$540,264,187	31.4%
Leisure & Hospitality	3,620	8.6%	\$57,657,898	3.4%
Other Services (except Public Administration)	1,075	2.6%	\$28,969,974	1.7%
Public Administration	2,571	6.1%	\$160,194,112	9.3%
TOTAL	42,011		\$1,718,085,457	

DISTRICT EMPLOYMENT

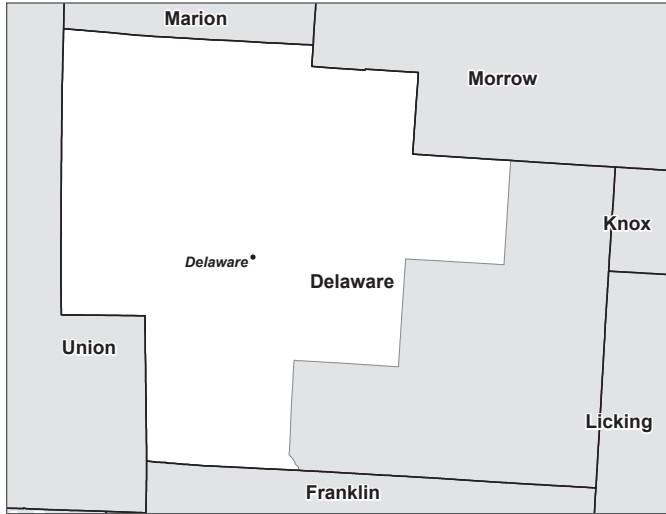
Age 29 or younger	
Total	Rank
8,727	92
Age 30-54	
Total	Rank
20,824	79
Age 55+	
Total	Rank
12,460	1

60 SIXTIETH HOUSE DISTRICT



District Map:

House District 60 is contained within Senate District 19.



Candidates:

KRIS JORDAN (R-Ostrander)

- **Social Media:** @KrisJordanOhio
- **Occupation:** Legislator
- **Experience:** Delaware County Commissioner; State Representative; State Senator
- **Education:** B.A., Ohio State University
- **Memberships:** Delaware County Farm Bureau; Hiram Masonic Lodge
- **Campaign Committee:** Friends of Kris Jordan, 7740 Marysville Rd., Ostrander, OH 43061

UNOPPOSED

DEMOCRATS SAY: No comment provided.

REPUBLICANS SAY: This one will be a slam dunk!

HOUSE

Political Landscape:

2018 Gubernatorial Results:

Mike DeWine (R)	58.45%
Richard Cordray (D)	41.55%

2020 Presidential Results:

Joe Biden (D)	45.08%
Donald Trump (R)	54.92%



Economic Profile:

INDUSTRIES	Employment		Wages	
	# of Jobs	%	\$	%
Natural Resources & Mining	167	0.5%	NA	NA
Construction	1,454	4.6%	\$11,749,826	0.9%
Manufacturing	2,730	8.7%	\$100,028,023	7.5%
Trade, Transportation, & Utilities	6,004	19.2%	\$418,016,550	31.2%
Information	253	0.8%	\$17,529,530	1.3%
Financial Activities	934	3.0%	\$66,054,047	4.9%
Professional & Business Services	3,642	11.6%	\$254,829,157	19.0%
Education & Health Services	7,986	25.5%	\$215,003,179	16.1%
Leisure & Hospitality	5,287	16.9%	\$108,727,856	8.1%
Other Services (except Public Administration)	1,201	3.8%	\$46,470,982	3.5%
Public Administration	1,656	5.3%	\$101,125,911	7.5%
TOTAL	31,314		\$1,339,535,060	

DISTRICT EMPLOYMENT

Age 29 or younger	Total	Rank
	9,069	1
Age 30-54	Total	Rank
	15,557	75
Age 55+	Total	Rank
	6,688	89

See pages 192 & 193 for comparative demographic data.



The Voice of Real Estate in Ohio.

Formed in 1910, the Association now counts as the state's largest professional trade organization, with more than 36,000 members. Composed of real estate professionals (REALTORS®), who have joined the local, state and national associations of REALTORS®, its members have agreed to abide by the National Association of REALTORS® stringent Code of Ethics.



Public Policy Group



Beth Wanless
Director of Government Affairs



Veronica Cardello
Director of Local Government Affairs



Stephen Ciacchi
Director of RPAC & My REALTOR® Party

200 E. Town St. • Columbus OH, 43215-4648

P 614.228.6675 • info@ohiorealtors.org • www.ohiorealtors.org



HICKS PARTNERS



Tony Brigano
Senior Director



Keith Conroy
Vice President



Brian Hicks
President & CEO



Zach Holzapfel
Vice President



Erik Mikkelson
Senior Director



Ian Nickey
Senior Director



Lauren Stroppe
Client Manager



Eric Vinyard
Manager

614.221.2800

POWERFUL RESULTS

www.HicksPartners.com



District Map:

House District 61 is contained within Senate District 19.



Political Landscape:

2018 Gubernatorial Results:

Mike DeWine (R)	59.05%
Richard Cordray (D)	40.95%

2020 Presidential Results:

Joe Biden (D)	44.20%
Donald Trump (R)	55.80%



Candidates:

LOUISE VALENTINE (D-Westerville)

- **Social Media:** Facebook, Instagram, Twitter @lvalentineoh
- **Occupation:** Nonprofit Deputy Director
- **Experience:** LEAD Ohio; L Brands; Abercrombie & Fitch
- **Education:** Master's, Bachelor's, Ohio State University
- **Campaign Committee:** Friends of Louise Valentine, 6768 Fox Run Dr., Westerville, OH 43082
- **Website:** valentineforohio.com

BETH LEAR (R-Galena)

- **Social Media:** Facebook, Instagram @learforliberty
- **Occupation:** Government Relations
- **Experience:** VP Government Affairs, Associated Builders and Contractors of Ohio; Air National Guard Veteran
- **Education:** B.A., Ohio State University
- **Campaign Committee:** Lear for Liberty, 7490 Big Walnut Rd., Galena, OH 43021
- **Website:** bethlear.com

DEMOCRATS SAY: Louise is a non-profit leader in central Ohio. As the Deputy Director of LEAD Ohio, Louise works to help progressives run for office across Ohio.

REPUBLICANS SAY: Lear means Liberty! She wins.

Economic Profile:

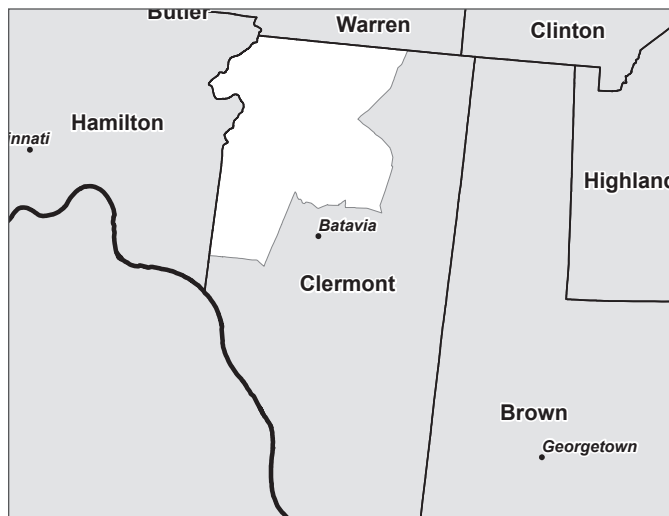
INDUSTRIES	Employment		Wages	
	# of Jobs	%	\$	%
Natural Resources & Mining	239	0.3%	\$847,529	0.0%
Construction	2,979	4.3%	\$3,282,489	0.1%
Manufacturing	6,099	8.9%	\$191,934,770	5.0%
Trade, Transportation, & Utilities	13,176	19.1%	\$879,456,906	23.0%
Information	502	0.7%	\$34,063,587	0.9%
Financial Activities	6,580	9.6%	\$524,459,508	13.7%
Professional & Business Services	19,160	27.8%	\$1,644,345,446	43.0%
Education & Health Services	8,741	12.7%	\$280,098,782	7.3%
Leisure & Hospitality	9,541	13.8%	\$190,967,076	5.0%
Other Services (except Public Administration)	1,474	2.1%	\$55,780,433	1.5%
Public Administration	400	0.6%	\$22,524,218	0.6%
TOTAL	68,891		\$3,827,760,743	

DISTRICT EMPLOYMENT	
Age 29 or younger Total	Rank
18,008	15
Age 30-54 Total	Rank
37,786	10
Age 55+ Total	Rank
13,097	98

See pages 192 & 193 for comparative demographic data.

District Map:

House District 62 is contained within Senate District 14.



Political Landscape:

2018 Gubernatorial Results:

Mike DeWine (R)	67.19%
Richard Cordray (D)	32.81%

2020 Presidential Results:

Joe Biden (D)	34.66%
Donald Trump (R)	65.34%

2022
POLITICAL R
INDEX:
68.43%

Candidates:

BRIAN FLICK (D-Cincinnati)

- **Social Media:** [f](#) [in](#) [v](#) @flick_for
- **Occupation:** Attorney
- **Experience:** DannLaw
- **Education:** J.D., Ohio Northern University Pettit College of Law; B.A. Political Science, Adrian College
- **Campaign Committee:** Friends of Brian Flick, 4679 Buckskin Trail, Cincinnati, OH 45245

JEAN SCHMIDT (R-Loveland)

- **Social Media:** [f](#)
- **Occupation:** Professor, Chatfield College
- **Experience:** Miami Township Trustee; Ohio House; U.S. Representative
- **Education:** B.A. Political Science, University of Cincinnati
- **Campaign Committee:** Schmidt for Ohio, 771 Wards Corner Rd., Loveland, OH 45140
- **Website:** schmidtforohio.com

DEMOCRATS SAY: Brian is a consumer litigation and consumer bankruptcy attorney in Clermont County. The majority of his work is spent assisting families saving their homes from foreclosure and fighting for consumers.

REPUBLICANS SAY: She's running right into the House Chamber in January.

Economic Profile:

See pages 192 & 193 for comparative demographic data.

INDUSTRIES	Employment		Wages	
	# of Jobs	%	\$	%
Natural Resources & Mining	33	0.1%	NA	NA
Construction	2,366	5.6%	\$10,712,109	0.6%
Manufacturing	2,907	6.9%	\$115,840,155	6.5%
Trade, Transportation, & Utilities	11,692	27.8%	\$675,308,416	37.8%
Information	1,353	3.2%	NA	NA
Financial Activities	2,673	6.4%	\$207,635,721	11.6%
Professional & Business Services	5,376	12.8%	\$277,663,192	15.5%
Education & Health Services	7,632	18.1%	\$301,950,340	16.9%
Leisure & Hospitality	5,990	14.2%	\$115,939,095	6.5%
Other Services (except Public Administration)	1,437	3.4%	\$51,435,049	2.9%
Public Administration	600	1.4%	\$31,822,856	1.8%
TOTAL	42,059		\$1,788,306,933	

DISTRICT EMPLOYMENT

Age 29 or younger	
Total	Rank
11,886	4
Age 30-54	
Total	Rank
20,834	81
Age 55+	
Total	Rank
9,339	85

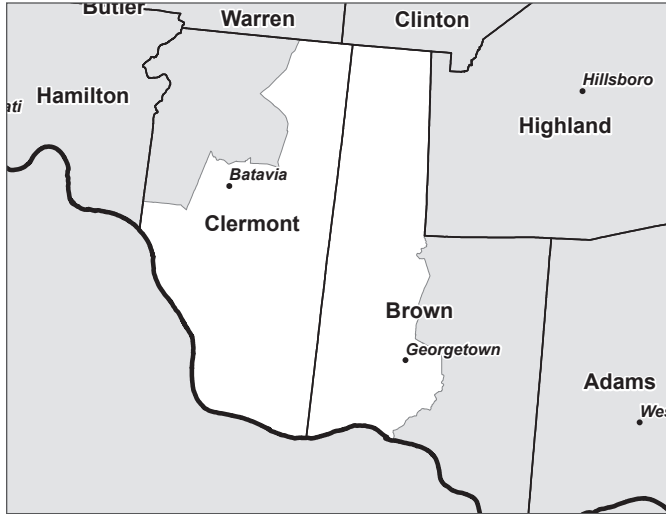
63 SIXTY-THIRD

HOUSE DISTRICT



District Map:

House District 63 is contained within Senate District 14.



Candidates:

ADAM BIRD (R-Cincinnati) ★

- **Social Media:** @adamcbird
- **Occupation:** Retired Superintendent, New Richmond EVSD
- **Experience:** Education
- **Education:** Master's Public School Administration, Xavier University; Bachelor's Biology, Cedarville University
- **Memberships:** Clermont County Library Board of Trustees
- **Campaign Committee:** Campaign to Elect Adam Bird, 3440 Merwin Ten Mile, New Richmond, OH 45157

RICHARD PERRY (D-Batavia)

- **No data provided.**

DEMOCRATS SAY: Richard spent his entire career working for Mercy Health, supporting its mission to improve the health and well-being of our communities.

REPUBLICANS SAY: It's a bird, it's a plane, it's another term for the gentleman from Clermont County.

Political Landscape:

2018 Gubernatorial Results:

Mike DeWine (R)	73.08%
Richard Cordray (D)	26.92%

2020 Presidential Results:

Joe Biden (D)	24.65%
Donald Trump (R)	75.35%



HOUSE

Economic Profile:

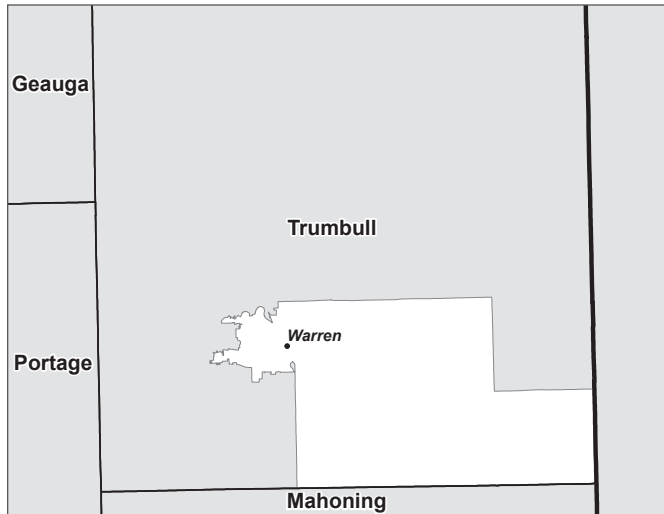
INDUSTRIES	Employment		Wages	
	# of Jobs	%	\$	%
Natural Resources & Mining	82	0.4%	NA	NA
Construction	1,419	6.2%	\$26,686,308	2.8%
Manufacturing	4,102	17.9%	\$61,249,380	6.4%
Trade, Transportation, & Utilities	3,657	16.0%	\$360,065,412	37.8%
Information	261	1.1%	\$1,283,401	0.1%
Financial Activities	483	2.1%	\$30,693,882	3.2%
Professional & Business Services	1,344	5.9%	\$61,953,363	6.5%
Education & Health Services	6,943	30.3%	\$258,746,276	27.2%
Leisure & Hospitality	2,030	8.9%	\$36,345,466	3.8%
Other Services (except Public Administration)	688	3.0%	\$22,941,458	2.4%
Public Administration	1,877	8.2%	\$92,464,854	9.7%
TOTAL	22,886		\$952,429,800	

DISTRICT EMPLOYMENT	
Age 29 or younger	
Total	Rank
5,258	68
Age 30-54	
Total	Rank
11,654	50
Age 55+	
Total	Rank
5,974	29

See pages 192 & 193 for comparative demographic data.

District Map:

House District 64 is contained within Senate District 32.



Political Landscape:

2018 Gubernatorial Results:

Mike DeWine (R)	41.39%
Richard Cordray (D)	58.61%

2020 Presidential Results:

Joe Biden (D)	51.09%
Donald Trump (R)	48.91%

2022
POLITICAL R
INDEX:
44.99%

Candidates:

VINCENT PETERSON II (D-Warren)

- **Social Media:** [f](#) [@](#) [v](#) [i](#) [n](#) [c](#) [e](#) [p](#) [e](#) [t](#) [e](#) [r](#) [s](#) [o](#) [n](#) [i](#)
- **Occupation:** U.S. House Constituent Liaison
- **Experience:** Parole Officer; Minister; Nonprofits
- **Education:** B.S. Criminal Justice, Villanova University
- **Campaign Committee:** Friends of Vince Peterson, 8671 Bayberry Dr., Warren, OH 44484
- **Website:** [voteforvince.com](#)

NICK SANTUCCI (R-Warren)

- **Social Media:** [f](#) [@](#) [N](#) [i](#) [c](#) [k](#) [S](#) [S](#) [a](#) [n](#) [t](#) [u](#) [c](#) [c](#) [i](#)
- **Occupation:** Workforce Development Advocacy
- **Experience:** Senior Consultant for Workforce & Community Engagement, VAZA Consulting; Director of Government & Public Affairs, Youngstown/Warren Regional Chamber
- **Education:** B.S. Political Science, John Carroll University
- **Campaign Committee:** Friends of Nick Santucci, 535 Avalon Dr. SE, Warren, OH 44484
- **Website:** [nicksantucci.com](#)

DEMOCRATS SAY: Vince, a lifelong resident of the Mahoning Valley, is a former constituent liaison and field representative for U.S. Rep. Tim Ryan.

REPUBLICANS SAY: Santucci's got the touch. He'll enjoy his first term next year.

Economic Profile:

See pages 192 & 193 for comparative demographic data.

INDUSTRIES	Employment		Wages	
	# of Jobs	%	\$	%
Natural Resources & Mining	91	0.2%	\$4,001,232	0.2%
Construction	1,922	3.9%	\$13,743,495	0.8%
Manufacturing	6,638	13.6%	\$97,859,427	5.5%
Trade, Transportation, & Utilities	10,462	21.5%	\$789,624,371	44.2%
Information	448	0.9%	\$19,296,893	1.1%
Financial Activities	1,865	3.8%	\$87,409,130	4.9%
Professional & Business Services	5,397	11.1%	\$177,542,028	9.9%
Education & Health Services	12,711	26.1%	\$357,266,637	20.0%
Leisure & Hospitality	5,909	12.1%	\$90,270,366	5.1%
Other Services (except Public Administration)	1,771	3.6%	\$50,390,876	2.8%
Public Administration	1,495	3.1%	\$99,996,402	5.6%
TOTAL	48,709		\$1,787,400,856	

DISTRICT EMPLOYMENT

Age 29 or younger	
Total	Rank
11,572	57

Age 30-54	
Total	Rank
23,706	92

Age 55+	
Total	Rank
13,431	8

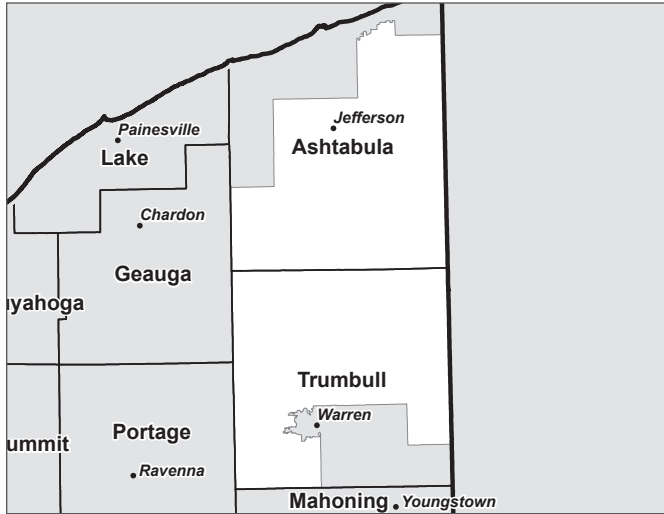
65 SIXTY-FIFTH

HOUSE DISTRICT



District Map:

House District 65 is contained within Senate District 32.



Candidates:

MIKE LOYCHIK (R-Cortland) ★

- **Social Media:**
- **Occupation:** Business Owner
- **Experience:** Atlantic Pressure Washing Solutions LLC
- **Education:** B.S. Environmental Management, Columbia Southern University
- **Campaign Committee:** Friends of Mike Loychik, 307 S. High St., Cortland, OH 44410
- **Website:** mikeloychik.com

UNOPPOSED

DEMOCRATS SAY: No comment provided.

REPUBLICANS SAY: He fought the Law and beat him in the primary. Voters want Loychik!

HOUSE

Political Landscape:

2018 Gubernatorial Results:

Mike DeWine (R)	58.32%
Richard Cordray (D)	41.68%

2020 Presidential Results:

Joe Biden (D)	33.10%
Donald Trump (R)	66.90%



Economic Profile:

See pages 192 & 193 for comparative demographic data.

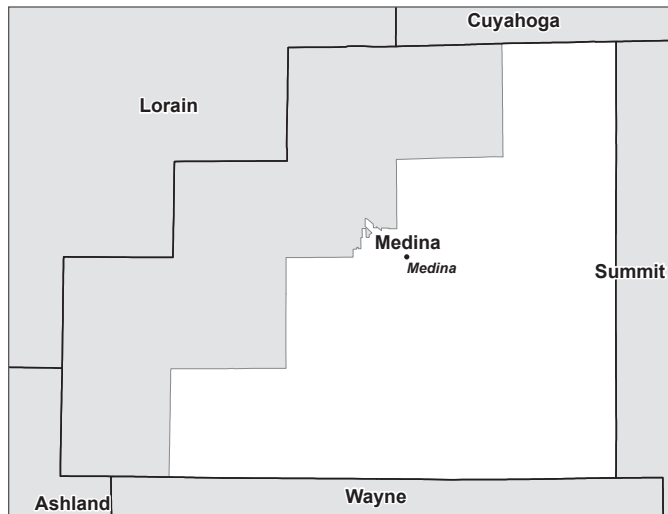
INDUSTRIES	Employment		Wages	
	# of Jobs	%	\$	%
Natural Resources & Mining	250	1.0%	\$8,189,980	0.9%
Construction	1,400	5.9%	\$2,469,575	0.3%
Manufacturing	3,981	16.6%	\$70,585,222	7.9%
Trade, Transportation, & Utilities	5,705	23.8%	\$443,012,615	49.4%
Information	186	0.8%	\$7,344,083	0.8%
Financial Activities	585	2.4%	\$28,497,911	3.2%
Professional & Business Services	1,554	6.5%	\$50,934,277	5.7%
Education & Health Services	6,460	27.0%	\$176,305,804	19.6%
Leisure & Hospitality	1,999	8.4%	\$31,162,114	3.5%
Other Services (except Public Administration)	652	2.7%	\$16,334,992	1.8%
Public Administration	1,150	4.8%	\$62,471,830	7.0%
TOTAL	23,922		\$897,308,403	

DISTRICT EMPLOYMENT	
Age 29 or younger	
Total	Rank
5,186	88
Age 30-54	
Total	Rank
12,040	65
Age 55+	
Total	Rank
6,696	3



District Map:

House District 66 is contained within Senate District 22.



Political Landscape:

2018 Gubernatorial Results:

Mike DeWine (R)	60.40%
Richard Cordray (D)	39.60%

2020 Presidential Results:

Joe Biden (D)	38.63%
Donald Trump (R)	61.37%



Candidates:

SHARON RAY (R-Wadsworth) ★

- **Social Media:** @sharonrayohio
- **Occupation:** Wadsworth Municipal Court Bailiff
- **Experience:** Medina County Commissioner
- **Education:** Associate Sales and Marketing, University of Akron
- **Campaign Committee:** Sharon Ray for Representative, 283 Stratford Ave., Wadsworth, OH 44281

CHRISTINA COLLINS (D-Medina)

- **Social Media:** @Doc_CCollins
- **Occupation:** State Board of Education; Professor, Kent State University
- **Experience:** Preapprenticeship Program Coordinator, Medina County Economic Development Corporation; Curriculum Director, Buckeye Local Schools; Secondary Curriculum Coordinator, Medina City Schools
- **Education:** B.A. English, Ohio State University; M.E. Curriculum, Ashland University; Doctorate of Education Curriculum and Instruction, Kent State University
- **Campaign Committee:** Friends of Dr. Christina Collins, 5500 Windfall Rd., Medina, OH 44256

DEMOCRATS SAY: Christina is an adjunct professor at Kent State University in the Interprofessional Leadership Educational Doctorate program teaching practitioner inquiry. She works with the Medina County Economic Development Corporation and in November 2020 was elected to the Ohio State Board of Education.

REPUBLICANS SAY: It'll be all sunshine for Ray.

HOUSE

Economic Profile:

See pages 192 & 193 for comparative demographic data.

INDUSTRIES	Employment		Wages	
	# of Jobs	%	\$	%
Natural Resources & Mining	98	0.2%	\$3,029,959	0.2%
Construction	2,846	6.2%	\$6,233,982	0.3%
Manufacturing	6,729	14.6%	\$173,107,809	8.6%
Trade, Transportation, & Utilities	10,342	22.5%	\$786,967,874	39.3%
Information	441	1.0%	\$20,027,530	1.0%
Financial Activities	1,403	3.1%	\$89,163,736	4.5%
Professional & Business Services	6,454	14.0%	\$364,641,628	18.2%
Education & Health Services	9,586	20.8%	\$366,486,100	18.3%
Leisure & Hospitality	5,161	11.2%	\$84,940,084	4.2%
Other Services (except Public Administration)	1,424	3.1%	\$42,306,061	2.1%
Public Administration	1,499	3.3%	\$66,326,153	3.3%
TOTAL	45,983		\$2,003,230,916	

DISTRICT EMPLOYMENT

Age 29 or younger	
Total	Rank
11,711	27
Age 30-54	
Total	Rank
22,831	76
Age 55+	
Total	Rank
11,441	51

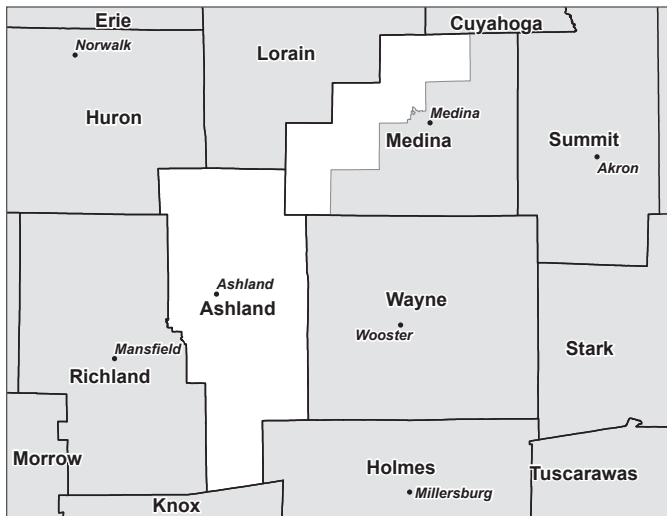
67 SIXTY-SEVENTH

HOUSE DISTRICT



District Map:

House District 67 is contained within Senate District 22.



Political Landscape:

2018 Gubernatorial Results:

Mike DeWine (R)	63.70%
Richard Cordray (D)	36.30%

2020 Presidential Results:

Joe Biden (D)	32.23%
Donald Trump (R)	67.77%



Candidates:

DREW BURGE (D-Brunswick)

- **Social Media:**
- **Occupation:** Distribution Manager, Gannett
- **Education:** B.A. Geography, University of Akron; MBA, Ashland University
- **Campaign Committee:** Burge for Ohio, 4679 Butternut Dr., Brunswick, OH 44212

MELANIE MILLER (R-Ashland)

- **Social Media:**
- **Occupation:** Executive Director, Ashland County Pregnancy Care Center
- **Education:** Cleveland State University
- **Campaign Committee:** Committee to Elect Melanie Miller, 208 N. Countryside Dr., Ashland, OH 44805
- **Website:** melaniemillerforohio.com

DEMOCRATS SAY: Drew has worked as a distribution manager for Virginia-based media firm Gannett for the past seven years. He earned his MBA in December from Ashland University.

REPUBLICANS SAY: She knows how to win.

HOUSE

Economic Profile:

INDUSTRIES	Employment		Wages	
	# of Jobs	%	\$	%
Natural Resources & Mining	319	0.9%	\$2,640,132	0.2%
Construction	2,233	6.4%	\$111,321	0.0%
Manufacturing	6,336	18.1%	\$129,965,222	9.9%
Trade, Transportation, & Utilities	7,842	22.4%	\$644,253,046	48.9%
Information	321	0.9%	\$17,784,526	1.3%
Financial Activities	784	2.2%	\$41,084,774	3.1%
Professional & Business Services	3,936	11.3%	\$182,894,975	13.9%
Education & Health Services	8,047	23.0%	\$169,154,132	12.8%
Leisure & Hospitality	3,334	9.5%	\$56,055,087	4.3%
Other Services (except Public Administration)	979	2.8%	\$25,042,812	1.9%
Public Administration	823	2.4%	\$49,071,210	3.7%
TOTAL	34,954		\$1,318,057,237	

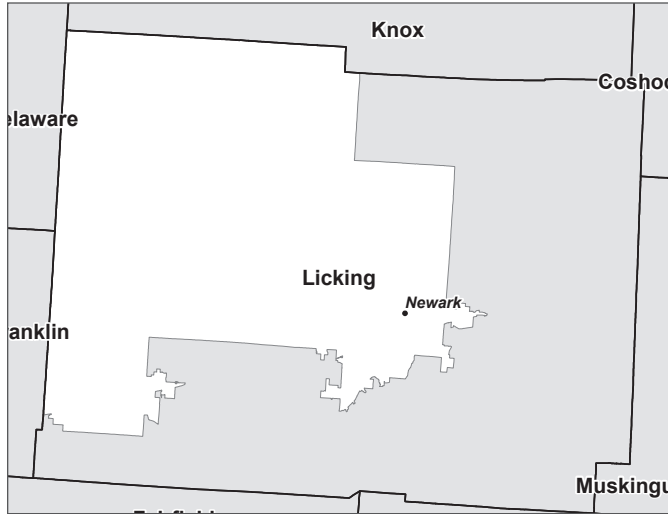
DISTRICT EMPLOYMENT	
Age 29 or younger	
Total	Rank
8,518	41
Age 30-54	
Total	Rank
17,268	83
Age 55+	
Total	Rank
9,168	25

See pages 192 & 193 for comparative demographic data.



District Map:

House District 68 is contained within Senate District 20.



Candidates:

THAD CLAGGETT (R-Newark)

- **Social Media:**
- **Occupation:** Civil Engineer
- **Experience:** Construction Contracting; Deacon
- **Campaign Committee:** Claggett for Ohio, 3396 Sharon Valley Rd., Newark, OH 43055

UNOPPOSED

DEMOCRATS SAY: No comment provided.

REPUBLICANS SAY: With a strong name like he's got, can anyone beat him?

Political Landscape:

2018 Gubernatorial Results:

Mike DeWine (R)	61.51%
Richard Cordray (D)	38.49%

2020 Presidential Results:

Joe Biden (D)	36.98%
Donald Trump (R)	63.02%



HOUSE

Economic Profile:

See pages 192 & 193 for comparative demographic data.

INDUSTRIES	Employment		Wages	
	# of Jobs	%	\$	%
Natural Resources & Mining	884	1.9%	\$35,768,052	1.9%
Construction	2,257	4.9%	\$21,381,369	1.1%
Manufacturing	5,982	13.0%	\$110,922,490	5.8%
Trade, Transportation, & Utilities	8,188	17.7%	\$556,645,232	28.9%
Information	305	0.7%	\$13,360,580	0.7%
Financial Activities	3,089	6.7%	\$159,254,578	8.3%
Professional & Business Services	5,466	11.8%	\$292,826,434	15.2%
Education & Health Services	11,654	25.3%	\$505,532,630	26.2%
Leisure & Hospitality	4,895	10.6%	\$85,859,522	4.5%
Other Services (except Public Administration)	2,022	4.4%	\$84,403,688	4.4%
Public Administration	1,409	3.1%	\$60,152,337	3.1%
TOTAL	46,151		\$1,926,106,911	

DISTRICT EMPLOYMENT

Age 29 or younger	
Total	Rank
11,471	37
Age 30-54	
Total	Rank
23,588	45
Age 55+	
Total	Rank
11,092	58

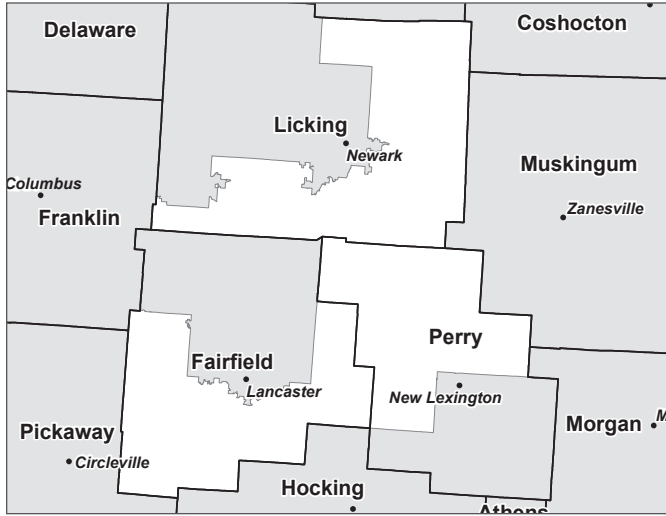
69 SIXTY-NINTH

HOUSE DISTRICT



District Map:

House District 69 is contained within Senate District 20.



Political Landscape:

2018 Gubernatorial Results:

Mike DeWine (R)	66.54%
Richard Cordray (D)	33.46%

2020 Presidential Results:

Joe Biden (D)	29.56%
Donald Trump (R)	70.44%



Candidates:

CHARLOTTE OWENS (D-Lithopolis)

- **Social Media:** @OwensforO
- **Occupation:** Educator
- **Experience:** College Instructor; Tutor
- **Education:** Ph.D., University of Illinois; Master's, Muskingum University; Bachelor's, Purdue University
- **Campaign Committee:** Committee to Elect Charlotte Owens, 77 E. Columbus St., Apt. A, Lithopolis, OH 43136
- **Website:** owensforohio.com

KEVIN MILLER (R-Newark)

- **Social Media:** @kevinmillerohio
- **Occupation:** Legislator
- **Experience:** State Trooper; Legislative Liaison
- **Education:** Bachelor's, Ohio State University
- **Campaign Committee:** Miller for Ohio, 6170 Pleasant Chapel Rd., Newark, OH 43056
- **Website:** kevinmillerforohio.com

DEMOCRATS SAY: Charlotte grew up on a farm and understands firsthand the hard work of farmers. Life in the country showed her the importance of such services as rural electric cooperatives, the postal service, telephone service, and good roads. Government intervention and regulation helped create rural electrification, the postal service, and telecommunications.

REPUBLICANS SAY: The law-and-order candidate wins.

HOUSE

Economic Profile:

See pages 192 & 193 for comparative demographic data.

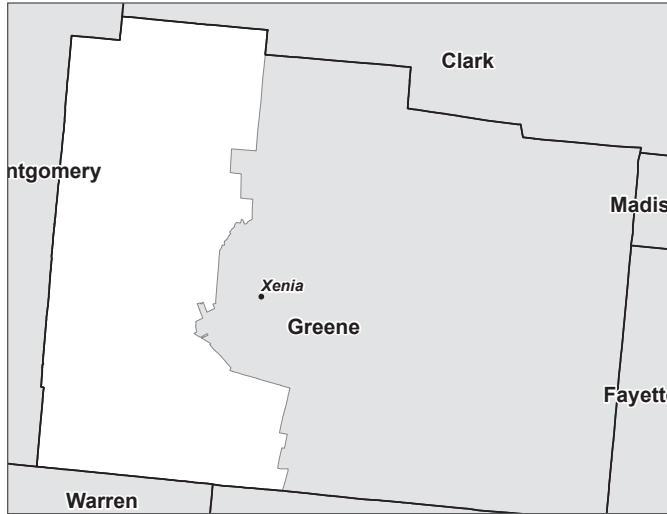
INDUSTRIES	Employment		Wages	
	# of Jobs	%	\$	%
Natural Resources & Mining	276	1.1%	\$11,532,903	1.1%
Construction	1,773	7.0%	\$6,101,484	0.6%
Manufacturing	3,914	15.4%	\$111,920,741	10.3%
Trade, Transportation, & Utilities	9,348	36.7%	\$558,776,644	51.2%
Information	5	0.0%	\$167,095	0.0%
Financial Activities	323	1.3%	\$14,931,583	1.4%
Professional & Business Services	2,391	9.4%	\$113,976,365	10.5%
Education & Health Services	4,361	17.1%	\$186,136,272	17.1%
Leisure & Hospitality	1,571	6.2%	\$27,590,101	2.5%
Other Services (except Public Administration)	486	1.9%	\$16,614,004	1.5%
Public Administration	1,045	4.1%	\$42,738,951	3.9%
TOTAL	25,493		\$1,090,486,143	

DISTRICT EMPLOYMENT	
Age 29 or younger	
Total	Rank
6,414	32
Age 30-54	
Total	Rank
13,500	22
Age 55+	
Total	Rank
5,579	87



District Map:

House District 70 is contained within Senate District 10.



Political Landscape:

2018 Gubernatorial Results:

Mike DeWine (R)	63.42%
Richard Cordray (D)	36.58%

2020 Presidential Results:

Joe Biden (D)	41.15%
Donald Trump (R)	58.85%



Candidates:

BRIAN LAMPTON (R-Beavercreek) ★

- **Social Media:**
- **Occupation:** Insurance Company Owner
- **Education:** B.A. Communications, University of Dayton
- **Memberships:** President, Fairborn Chamber of Commerce; Past President, Beavercreek Chamber of Commerce; Past President, Beavercreek Rotary Club; Vice President, Beavercreek 9/11 Memorial Committee
- **Campaign Committee:** Citizens for Lampton, 1326 Parkway Ct., Beavercreek, OH 45432

ERIC PRICE (D-Xenia)

- **Social Media:** @EricPriceforAll
- **Experience:** Veteran
- **Education:** Associate, Community College of the Air Force; Bachelor's, Park University
- **Campaign Committee:** Eric Price for All, 2485 Stewart Rd., Xenia, OH 45385
- **Website:** ericpriceforall.com

DEMOCRATS SAY: Eric spent 25 years in the Air Force fighting for Americans' freedoms and rights. He worked in law enforcement, sensitive weapons security, antiterrorism, active shooter defense planning, weapons employment and instructional systems design. He deeply believes in the U.S. Constitution and the role it plays in protecting the rights of ALL Americans. He will bring these experiences and this knowledge to the Statehouse in Columbus.

REPUBLICANS SAY: He's coming back, you can be "insured."

HOUSE

Economic Profile:

See pages 192 & 193 for comparative demographic data.

INDUSTRIES	Employment		Wages	
	# of Jobs	%	\$	%
Natural Resources & Mining	172	0.3%	\$11,218,514	0.4%
Construction	1,443	2.9%	NA	NA
Manufacturing	2,481	4.9%	\$65,058,095	2.4%
Trade, Transportation, & Utilities	10,558	20.9%	\$436,129,714	16.1%
Information	476	0.9%	\$21,691,938	0.8%
Financial Activities	1,364	2.7%	\$94,654,459	3.5%
Professional & Business Services	13,426	26.6%	\$1,007,230,805	37.2%
Education & Health Services	11,548	22.8%	\$422,471,467	15.6%
Leisure & Hospitality	7,464	14.8%	\$141,367,362	5.2%
Other Services (except Public Administration)	1,102	2.2%	\$30,947,098	1.1%
Public Administration	527	1.0%	\$478,182,320	17.7%
TOTAL	50,561		\$2,708,951,772	

DISTRICT EMPLOYMENT	
Age 29 or younger Total	Rank
13,954	9
Age 30-54 Total	Rank
24,474	94
Age 55+ Total	Rank
12,133	61



District Map:

House District 71 is contained within Senate District 10.



Candidates:

BILL DEAN (R-Xenia) ★

- **Social Media:** [Facebook icon]
- **Occupation:** Legislator
- **Experience:** Retired Plumber; Owner, Dean's Plumbing
- **Campaign Committee:** Bill Dean for Ohio, 649 N. Monroe Dr., Xenia, OH 45385

JAMES DUFFEE (D-Yellow Springs)

- **Social Media:** @jim_duffee
- **Occupation:** Pediatrician/Child Psychiatrist
- **Experience:** Founding Physician, Rocking Horse Community Health Center
- **Education:** University of Texas Health Science Center San Antonio; Joe and Teresa Lozano Long School of Medicine
- **Campaign Committee:** Friends of Dr. Jim Duffee, 1951 Lakeview Dr., Xenia, OH 45385
- **Website:** drjimduffee.com

DEMOCRATS SAY: Dr. Duffee is a pediatrician and child psychiatrist who has worked for over 30 years in the Miami Valley to improve the lives of children and families. He is the founding physician of Rocking Horse Community Health Center in Springfield.

REPUBLICANS SAY: Nothing is clogging his way back to the Statehouse.

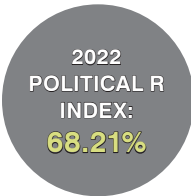
Political Landscape:

2018 Gubernatorial Results:

Mike DeWine (R)	68.05%
Richard Cordray (D)	31.95%

2020 Presidential Results:

Joe Biden (D)	30.75%
Donald Trump (R)	69.25%



HOUSE

Economic Profile:

INDUSTRIES	Employment		Wages	
	# of Jobs	%	\$	%
Natural Resources & Mining	428	1.1%	\$15,470,353	0.6%
Construction	945	2.4%	NA	NA
Manufacturing	5,837	15.1%	\$41,621,715	1.7%
Trade, Transportation, & Utilities	9,340	24.1%	\$671,733,968	27.7%
Information	1,134	2.9%	\$19,807,598	0.8%
Financial Activities	1,003	2.6%	\$53,689,367	2.2%
Professional & Business Services	3,475	9.0%	\$218,152,163	9.0%
Education & Health Services	10,403	26.9%	\$320,593,970	13.2%
Leisure & Hospitality	3,504	9.1%	\$65,626,721	2.7%
Other Services (except Public Administration)	856	2.2%	\$16,364,694	0.7%
Public Administration	1,764	4.6%	\$1,006,090,902	41.4%
TOTAL	38,689		\$2,429,151,451	

DISTRICT EMPLOYMENT

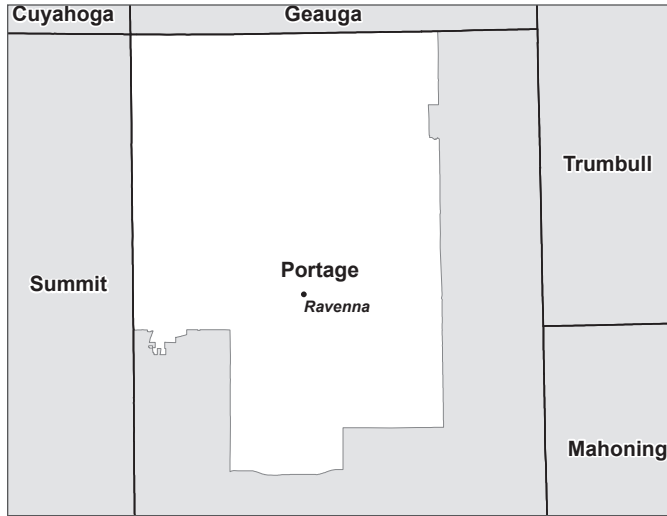
Age 29 or younger	Total	Rank
	8,395	87
Age 30-54	Total	Rank
	19,996	38
Age 55+	Total	Rank
	10,298	17

See pages 192 & 193 for comparative demographic data.



District Map:

House District 72 is contained within Senate District 28.



Political Landscape:

2018 Gubernatorial Results:

Mike DeWine (R)	48.23%
Richard Cordray (D)	51.77%

2020 Presidential Results:

Joe Biden (D)	47.22%
Donald Trump (R)	52.78%



Candidates:

GAIL PAVLIGA (R-Atwater) ★

- **Social Media:** [f](#) [in](#)
- **Occupation:** Counselor
- **Experience:** Owner, Trinity Christian Counselors; Christian Counseling Alliance; Portage Christian Counseling; Adjunct Professor, Malone University
- **Education:** M.A. Counseling/Family Studies, Kent State University; Ph.D. Educational Psychology, University of Akron
- **Campaign Committee:** Committee to Elect Gail Pavliga for State Representative, 1965 New Milford Rd., Atwater, OH 44201
- **Website:** gailpavliga.com

KATHLEEN CLYDE (D-Kent)

- **Social Media:** [f](#) [in](#) @KathleenClyde
- **Occupation:** Politician
- **Experience:** Legislator; County Commissioner
- **Campaign Committee:** Kathleen Clyde Committee, 545 E. Town St., Columbus, OH 43215
- **Website:** kathleenclyde.com

DEMOCRATS SAY: Kathleen served as state representative from 2011-2018 before becoming the Democratic nominee for Ohio Secretary of State in 2018. She is running again to continue her life's work as a dedicated defender of voting rights.

REPUBLICANS SAY: Pavliga will fight to prove she deserves another term.

HOUSE

Economic Profile:

See pages 192 & 193 for comparative demographic data.

INDUSTRIES	Employment		Wages	
	# of Jobs	%	\$	%
Natural Resources & Mining	264	0.6%	\$13,969,216	0.8%
Construction	1,425	3.1%	NA	NA
Manufacturing	8,422	18.1%	\$77,967,478	4.4%
Trade, Transportation, & Utilities	9,242	19.9%	\$846,944,684	48.3%
Information	490	1.1%	\$25,466,644	1.5%
Financial Activities	977	2.1%	\$49,190,923	2.8%
Professional & Business Services	3,360	7.2%	\$187,605,688	10.7%
Education & Health Services	14,235	30.6%	\$358,570,743	20.4%
Leisure & Hospitality	5,242	11.3%	\$90,163,431	5.1%
Other Services (except Public Administration)	1,502	3.2%	\$37,554,235	2.1%
Public Administration	1,343	2.9%	\$67,730,021	3.9%
TOTAL	46,502		\$1,755,163,062	

DISTRICT EMPLOYMENT	
Age 29 or younger	
Total	Rank
11,557	38
Age 30-54	
Total	Rank
23,224	71
Age 55+	
Total	Rank
11,721	47

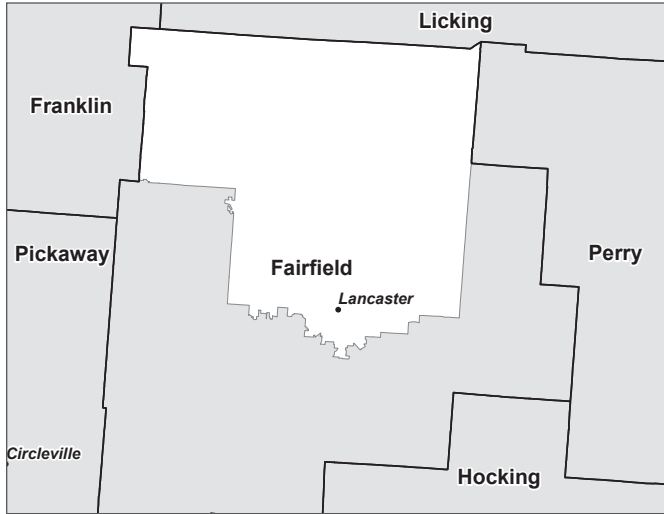
73 SEVENTY-THIRD

HOUSE DISTRICT



District Map:

House District 73 is contained within Senate District 20.



Candidates:

JEFFREY LARE (R-Canal Winchester)

- **Social Media:** @realJeffLaRe
- **Occupation:** Legislator; Executive Vice President, Whitestone Group
- **Experience:** Fairfield County Sheriff's Office
- **Education:** Ohio Peace Officers Training Academy, Ohio University-Lancaster
- **Campaign Committee:** LaRe for Ohio, 4679 Winterset Dr., Columbus, OH 43220
- **Website:** jefflare.com

UNOPPOSED

DEMOCRATS SAY: No comment provided.

REPUBLICANS SAY: Not on his watch! LaRe will return for another one.

Political Landscape:

2018 Gubernatorial Results:

Mike DeWine (R)	58.13%
Richard Cordray (D)	41.87%

2020 Presidential Results:

Joe Biden (D)	41.68%
Donald Trump (R)	58.32%



HOUSE

Economic Profile:

See pages 192 & 193 for comparative demographic data.

INDUSTRIES	Employment		Wages	
	# of Jobs	%	\$	%
Natural Resources & Mining	58	0.1%	\$1,419,186	0.1%
Construction	2,045	5.3%	\$24,112,681	1.6%
Manufacturing	3,312	8.6%	\$105,731,929	7.1%
Trade, Transportation, & Utilities	8,092	20.9%	\$432,807,540	28.9%
Information	364	0.9%	\$12,989,437	0.9%
Financial Activities	1,007	2.6%	\$53,512,597	3.6%
Professional & Business Services	4,235	11.0%	\$171,815,158	11.5%
Education & Health Services	11,097	28.7%	\$492,487,165	32.8%
Leisure & Hospitality	5,839	15.1%	\$102,413,851	6.8%
Other Services (except Public Administration)	1,346	3.5%	\$44,855,972	3.0%
Public Administration	1,272	3.3%	\$57,422,774	3.8%
TOTAL	38,667		\$1,499,568,290	

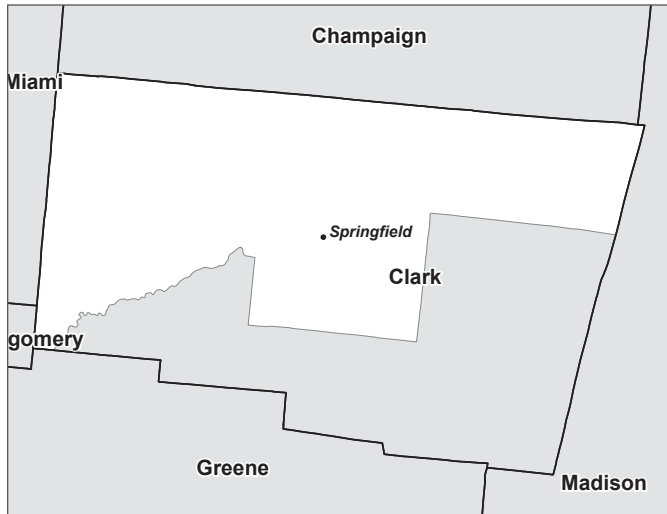
DISTRICT EMPLOYMENT

Age 29 or younger	
Total	Rank
11,038	3
Age 30-54	
Total	Rank
19,094	85
Age 55+	
Total	Rank
8,535	86



District Map:

House District 74 is contained within Senate District 10.



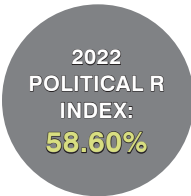
Political Landscape:

2018 Gubernatorial Results:

Mike DeWine (R)	58.18%
Richard Cordray (D)	41.82%

2020 Presidential Results:

Joe Biden (D)	40.02%
Donald Trump (R)	59.98%



Candidates:

DANIEL SAKS (D-Springfield)

- **Occupation:** Software Consulting/Training
- **Experience:** Owner, Saks & Associates; Computer Science Professor, Wright State University
- **Education:** Case Western University; University of Pennsylvania
- **Campaign Committee:** Citizens for Dan Saks, 393 Leander Dr., Springfield, OH 45504

BERNARD WILLIS (R-Springfield)

- **Social Media:** Facebook, Instagram
- **Occupation:** Principal, L3Harris Technologies
- **Experience:** Acquisition Enterprise, Wright-Patterson Air Force Base; Adjunct Professor, Sinclair Community College; Military Pilot; Clark County Deputy Sheriff
- **Education:** Associate, Marion Military Institute; Bachelor's, U.S. Air Force Academy
- **Memberships:** Fellowship Christian Church; Miami Valley Military Affairs Association; Veterans Empowered Through Motorsport; Clark County Republican Central Committee
- **Campaign Committee:** Willis for Ohio, 2222 Ballentine Pike, OH 45502
- **Website:** willisforohio.com

DEMOCRATS SAY: Dan is the director of the Ohio Democratic Leadership Institute, which provides training and consulting to Democratic candidates, campaign workers, and activists to communicate values-based messages to engage voters more effectively.

REPUBLICANS SAY: Ten-hut! He's coming to the Statehouse.

HOUSE

Economic Profile:

See pages 192 & 193 for comparative demographic data.

INDUSTRIES	Employment		Wages	
	# of Jobs	%	\$	%
Natural Resources & Mining	404	1.0%	\$15,915,210	1.0%
Construction	964	2.3%	NA	NA
Manufacturing	6,459	15.4%	\$46,828,465	2.9%
Trade, Transportation, & Utilities	8,389	20.0%	\$599,182,166	36.6%
Information	176	0.4%	\$5,931,768	0.4%
Financial Activities	2,869	6.8%	\$138,899,003	8.5%
Professional & Business Services	3,483	8.3%	\$133,798,337	8.2%
Education & Health Services	11,815	28.1%	\$487,856,314	29.8%
Leisure & Hospitality	4,429	10.5%	\$70,905,150	4.3%
Other Services (except Public Administration)	1,527	3.6%	\$55,421,835	3.4%
Public Administration	1,493	3.6%	\$83,946,933	5.1%
TOTAL	42,008		\$1,638,685,182	

DISTRICT EMPLOYMENT	
Age 29 or younger	
Total	Rank
9,614	71
Age 30-54	
Total	Rank
21,642	41
Age 55+	
Total	Rank
10,752	38

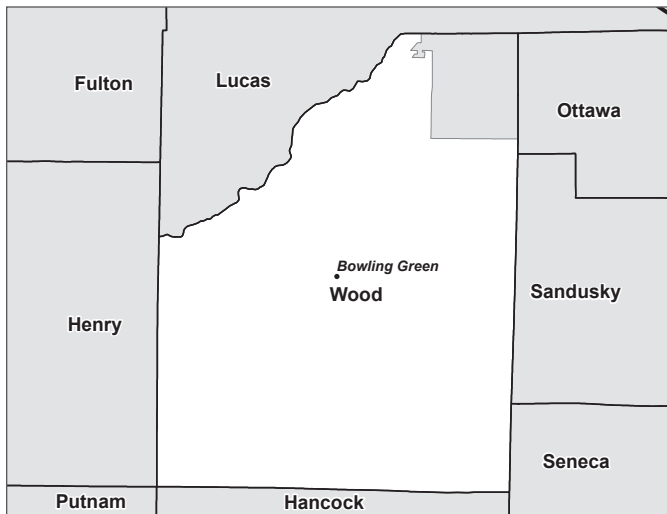
75 SEVENTY-FIFTH

HOUSE DISTRICT



District Map:

House District 75 is contained within Senate District 2.



Political Landscape:

2018 Gubernatorial Results:

Mike DeWine (R)	52.55%
Richard Cordray (D)	47.45%

2020 Presidential Results:

Joe Biden (D)	46.41%
Donald Trump (R)	53.59%



Candidates:

JAN MATERNI (D-Perrysburg)

- **Social Media:** [f](#) [t](#) @MaterniOhio75
- **Occupation:** Politician
- **Experience:** City Councilwoman; Ohio Department of Transportation
- **Campaign Committee:** Materni for the Ohio House, 415 W. 6th St., Perrysburg, OH 43551
- **Website:** janforohio.com

HARAZ GHANBARI (R-Perrysburg)

- **Social Media:** [f](#) [t](#) [v](#) [y](#) @HarazGhanbari
- **Occupation:** Legislator
- **Experience:** U.S. Navy Public Affairs Officer; Perrysburg City Council; Director, Military and Veteran Affairs, University of Toledo; Photojournalist, Associated Press
- **Education:** B.S. Visual Journalism, Kent State; U.S. Naval War College Command and Staff Program
- **Memberships:** Iraq and Afghanistan Veterans of America; VFW; Military Officer Association of America; Cedar Creek Church
- **Campaign Committee:** Haraz Ghanbari for Ohio, 26811 Dogwood Ln., Perrysburg, OH 43551

DEMOCRATS SAY: As a Perrysburg councilwoman, Jan witnessed firsthand how failed leadership at the state level has negatively impacted Ohioans. Jan spent her career as an infrastructure specialist working for the Ohio Department of Transportation.

REPUBLICANS SAY: He's everywhere, voters notice. He's coming back.

HOUSE

Economic Profile:

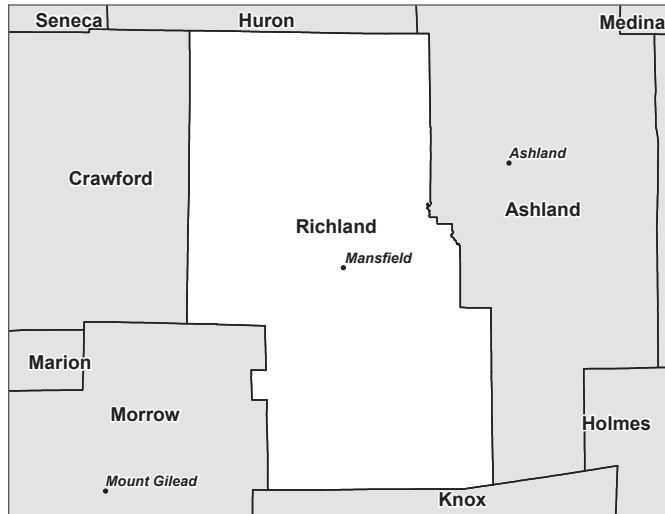
See pages 192 & 193 for comparative demographic data.

INDUSTRIES	Employment		Wages	
	# of Jobs	%	\$	%
Natural Resources & Mining	459	0.8%	\$19,706,010	0.8%
Construction	2,325	4.2%	\$9,576,172	0.4%
Manufacturing	10,535	19.0%	\$169,004,673	7.1%
Trade, Transportation, & Utilities	12,459	22.4%	\$1,115,567,950	46.5%
Information	380	0.7%	\$21,185,268	0.9%
Financial Activities	1,277	2.3%	\$85,303,645	3.6%
Professional & Business Services	4,398	7.9%	\$275,578,161	11.5%
Education & Health Services	13,453	24.2%	\$433,187,707	18.1%
Leisure & Hospitality	6,708	12.1%	\$103,191,734	4.3%
Other Services (except Public Administration)	1,930	3.5%	\$65,392,613	2.7%
Public Administration	1,579	2.8%	\$99,498,842	4.2%
TOTAL	55,503		\$2,397,192,775	

DISTRICT EMPLOYMENT	
Age 29 or younger	
Total	Rank
15,119	10
Age 30-54	
Total	Rank
27,648	74
Age 55+	
Total	Rank
12,736	81

District Map:

House District 76 is contained within Senate District 22.



Political Landscape:

2018 Gubernatorial Results:

Mike DeWine (R)	65.68%
Richard Cordray (D)	34.32%

2020 Presidential Results:

Joe Biden (D)	29.84%
Donald Trump (R)	70.16%



Candidates:

MARILYN JOHN (R-Shelby)

- **Social Media:**
- **Occupation:** Richland County Commissioner
- **Experience:** Shelby Mayor; Commercial Lines Underwriter, Shelby Insurance Company; Executive Director, Shelby Senior Center
- **Education:** Associate Business Management, North Central State College; B.A. Business Management and Marketing, Ashland University; M.B.A. Ashland University
- **Memberships:** Rotary Club of Mansfield; Leadership Team, Richland Community Development Group; County Commissioners Association of Ohio; Chair, Richland County Republican Party; Crossroads Community Church
- **Campaign Committee:** Friends of Marilyn John, 4679 Winterset Dr., Columbus, OH 43220
- **Website:** marilynjohnforohio.com

UNOPPOSED

DEMOCRATS SAY: No comment provided.

REPUBLICANS SAY: John's competence and thoughtfulness will keep voters in her corner. They'll vote her back in.

Economic Profile:

See pages 192 & 193 for comparative demographic data.

INDUSTRIES	Employment		Wages	
	# of Jobs	%	\$	%
Natural Resources & Mining	114	0.2%	NA	NA
Construction	2,296	4.8%	NA	NA
Manufacturing	9,909	20.6%	\$119,927,228	6.5%
Trade, Transportation, & Utilities	9,732	20.3%	\$792,408,069	43.1%
Information	708	1.5%	\$22,531,988	1.2%
Financial Activities	1,290	2.7%	\$62,672,546	3.4%
Professional & Business Services	4,791	10.0%	\$143,202,866	7.8%
Education & Health Services	10,266	21.4%	\$500,929,263	27.3%
Leisure & Hospitality	5,101	10.6%	\$82,934,111	4.5%
Other Services (except Public Administration)	1,395	2.9%	\$32,480,661	1.8%
Public Administration	2,451	5.1%	\$79,950,226	4.4%
TOTAL	48,053		\$1,837,036,958	

DISTRICT EMPLOYMENT	
Age 29 or younger	
Total	Rank
11,631	45
Age 30-54	
Total	Rank
23,975	72
Age 55+	
Total	Rank
12,447	31

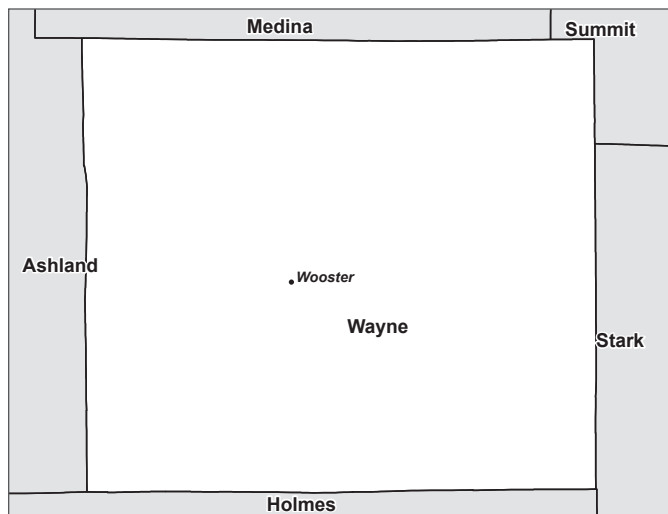
77 SEVENTY-SEVENTH

HOUSE DISTRICT



District Map:

House District 77 is contained within Senate District 31.



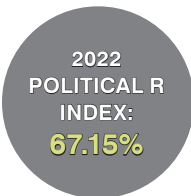
Political Landscape:

2018 Gubernatorial Results:

Mike DeWine (R)	65.23%
Richard Cordray (D)	34.77%

2020 Presidential Results:

Joe Biden (D)	31.19%
Donald Trump (R)	68.81%



Candidates:

MARK GOOCH (D-Wooster)

- **Social Media:** @markgoochforus
- **Occupation:** Librarian
- **Experience:** Librarian; Deacon
- **Education:** College of Wooster
- **Campaign Committee:** Committee for Mark Gooch, 227 Oakley Rd., Wooster, OH 44691
- **Website:** markgoochforus.com

SCOTT WIGGAM (R-Wooster)

- **Social Media:** @Scott_Wiggam
- **Occupation:** Legislator
- **Experience:** Wayne County Commissioner; Restaurant Owner
- **Education:** Bachelor's, Asbury College; M.A. Political Science, University of Akron
- **Memberships:** County Commissioners Association of Ohio; NRA; Heritage Foundation; Ohio Township Association
- **Campaign Committee:** Committee for Wiggam, 4679 Winterset Dr., Columbus, OH 43220
- **Website:** scottwiggam.com

DEMOCRATS SAY: A longtime Wooster resident, Mark has been a librarian at The College of Wooster for more than 20 years.

REPUBLICANS SAY: He will remain the sole State Representative for Wayne County.

HOUSE

Economic Profile:

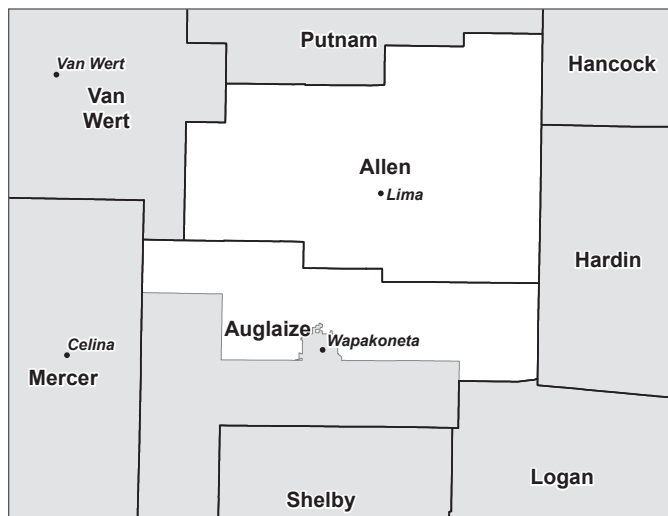
See pages 192 & 193 for comparative demographic data.

INDUSTRIES	Employment		Wages	
	# of Jobs	%	\$	%
Natural Resources & Mining	898	1.8%	\$115,119,205	5.0%
Construction	2,372	4.9%	\$16,013,300	0.7%
Manufacturing	14,773	30.3%	\$120,009,975	5.2%
Trade, Transportation, & Utilities	8,319	17.1%	\$1,223,549,791	53.4%
Information	347	0.7%	\$7,825,008	0.3%
Financial Activities	1,452	3.0%	\$85,263,740	3.7%
Professional & Business Services	2,871	5.9%	\$145,156,999	6.3%
Education & Health Services	11,931	24.5%	\$428,613,784	18.7%
Leisure & Hospitality	3,516	7.2%	\$53,345,304	2.3%
Other Services (except Public Administration)	1,278	2.6%	\$46,786,247	2.0%
Public Administration	982	2.0%	\$50,034,283	2.2%
TOTAL	48,739		\$2,291,717,636	

DISTRICT EMPLOYMENT	
Age 29 or younger	
Total	Rank
12,372	28
Age 30-54	
Total	Rank
24,070	84
Age 55+	
Total	Rank
12,297	46

District Map:

House District 78 is contained within Senate District 12.



Candidates:

SUSAN MANCHESTER (R-Lakeview) ★

- **Social Media:** [Facebook](#) [Twitter](#) [Instagram](#) @SusanManchester
- **Occupation:** Legislator
- **Experience:** Community Outreach Director, Big Brothers Big Sisters of West Central Ohio; Field Organizer, Ohio Republican Party; Senior Legislative Assistant, U.S. Rep. Raul Labrador; Legislative Assistant, U.S. Rep. Jim Jordan
- **Education:** B.A. Political Science, Psychology, Ohio State University; Master's, Political Management, George Washington University
- **Campaign Committee:** Friends of Susan Manchester, 2168 Sutter Parkway, Dublin, OH 43016
- **Website:** manchesterforyou.com

UNOPOSED

DEMOCRATS SAY: No comment provided.

REPUBLICANS SAY: No one can outwork Manchester. I pity the person who tries!

Political Landscape:

2018 Gubernatorial Results:

Mike DeWine (R)	70.78%
Richard Cordray (D)	29.22%

2020 Presidential Results:

Joe Biden (D)	28.21%
Donald Trump (R)	71.79%

2022
POLITICAL R
INDEX:
70.60%

Economic Profile:

See pages 192 & 193 for comparative demographic data.

INDUSTRIES	Employment		Wages	
	# of Jobs	%	\$	%
Natural Resources & Mining	240	0.5%	NA	NA
Construction	2,383	4.6%	\$16,216,187	0.7%
Manufacturing	9,502	18.3%	\$127,740,243	5.9%
Trade, Transportation, & Utilities	9,403	18.1%	\$991,002,884	45.8%
Information	550	1.1%	\$19,730,277	0.9%
Financial Activities	1,396	2.7%	\$68,517,831	3.2%
Professional & Business Services	5,477	10.6%	\$233,277,682	10.8%
Education & Health Services	14,564	28.1%	\$521,849,482	24.1%
Leisure & Hospitality	4,964	9.6%	\$81,546,465	3.8%
Other Services (except Public Administration)	1,703	3.3%	\$45,618,746	2.1%
Public Administration	1,659	3.2%	\$59,804,757	2.8%
TOTAL	51,841		\$2,165,304,554	

DISTRICT EMPLOYMENT

Age 29 or younger	
Total	Rank
12,417	53
Age 30-54	
Total	Rank
26,311	57
Age 55+	
Total	Rank
13,113	44

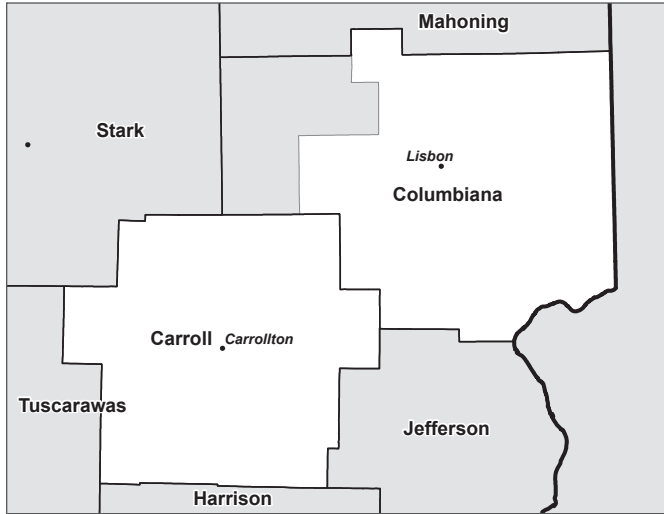
79 SEVENTY-NINTH

HOUSE DISTRICT



District Map:

House District 79 is contained within Senate District 33.



Political Landscape:

2018 Gubernatorial Results:

Mike DeWine (R)	65.95%
Richard Cordray (D)	34.05%

2020 Presidential Results:

Joe Biden (D)	27.02%
Donald Trump (R)	72.98%



Candidates:

TAYLOR EASTHAM (D-East Liverpool)

- **Social Media:** Facebook, Instagram, Twitter @EasthamforOhio
- **Occupation:** Educator
- **Experience:** Substitute Teaching; Finance; Nonprofits; Politics
- **Education:** M.S. Applied Politics, University of Akron
- **Campaign Committee:** Taylor Eastham for Ohio, 15769 Pineview Dr., East Liverpool, OH 43920
- **Website:** tayloreasthamforohio.com

MONICA ROBB BLASDEL (R-Columbiana)

- **Social Media:** Facebook, Instagram
- **Experience:** Liaison, Ohio Lt. Gov's Office; Retail; Sales; Marketing
- **Education:** B.S. Business Administration, University of Akron
- **Campaign Committee:** Monica Robb Blasdel for State Representative, 240 Aberdeen Ct., Columbiana, OH 44408

DEMOCRATS SAY: Taylor is the daughter of a union steelworker and utility worker. She is running because the district and its residents have been overlooked by state government for far too long.

REPUBLICANS SAY: Her first term is just around the corner.

HOUSE

Economic Profile:

See pages 192 & 193 for comparative demographic data.

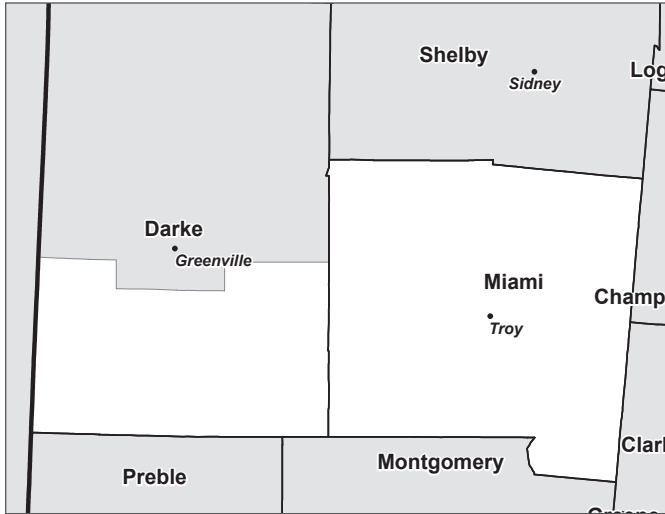
INDUSTRIES	Employment		Wages	
	# of Jobs	%	\$	%
Natural Resources & Mining	353	1.0%	\$15,520,977	1.4%
Construction	1,659	4.8%	NA	NA
Manufacturing	7,385	21.5%	\$86,149,597	7.6%
Trade, Transportation, & Utilities	6,521	19.0%	\$545,943,492	48.2%
Information	203	0.6%	\$10,077,495	0.9%
Financial Activities	732	2.1%	\$39,080,571	3.4%
Professional & Business Services	2,092	6.1%	\$75,520,553	6.7%
Education & Health Services	9,427	27.5%	\$206,690,294	18.2%
Leisure & Hospitality	3,349	9.8%	\$46,650,853	4.1%
Other Services (except Public Administration)	1,149	3.3%	\$38,001,302	3.4%
Public Administration	1,456	4.2%	\$69,866,037	6.2%
TOTAL	34,326		\$1,133,501,172	

DISTRICT EMPLOYMENT	
Age 29 or younger	
Total	Rank
7,735	78
Age 30-54	
Total	Rank
17,010	80
Age 55+	
Total	Rank
9,581	4



District Map:

House District 80 is contained within Senate District 5.



Candidates:

JENA POWELL (R-Arcanum) ★

- **Social Media:** [f](#) [in](#) [@](#) [@VoteJenaPowell](#)
- **Occupation:** Vice President of Sales and Marketing, Huntington Outdoor Advertising
- **Experience:** Chief Operations Officer, Blue Ash Media
- **Education:** Bachelor's, Business Marketing, Liberty University
- **Campaign Committee:** Friends of Jena Powell, 524 ½ South Broadway, Greenville, OH 45331
- **Website:** jenapowell.com

UNOPPOSED

DEMOCRATS SAY: No comment provided.

REPUBLICANS SAY: This one will be open and shut.

Political Landscape:

2018 Gubernatorial Results:

Mike DeWine (R)	73.28%
Richard Cordray (D)	26.72%

2020 Presidential Results:

Joe Biden (D)	25.95%
Donald Trump (R)	74.05%



Economic Profile:

See pages 192 & 193 for comparative demographic data.

INDUSTRIES	Employment		Wages	
	# of Jobs	%	\$	%
Natural Resources & Mining	185	0.4%	\$7,004,682	0.5%
Construction	2,341	5.3%	\$162,374	0.0%
Manufacturing	11,765	26.7%	\$110,575,011	7.3%
Trade, Transportation, & Utilities	9,174	20.8%	\$878,595,170	58.0%
Information	264	0.6%	\$6,253,418	0.4%
Financial Activities	886	2.0%	\$53,532,499	3.5%
Professional & Business Services	4,206	9.6%	\$75,808,055	5.0%
Education & Health Services	8,840	20.1%	\$215,197,511	14.2%
Leisure & Hospitality	3,949	9.0%	\$67,808,025	4.5%
Other Services (except Public Administration)	1,395	3.2%	\$37,958,029	2.5%
Public Administration	1,030	2.3%	\$62,339,705	4.1%
TOTAL	44,035		\$1,515,234,479	

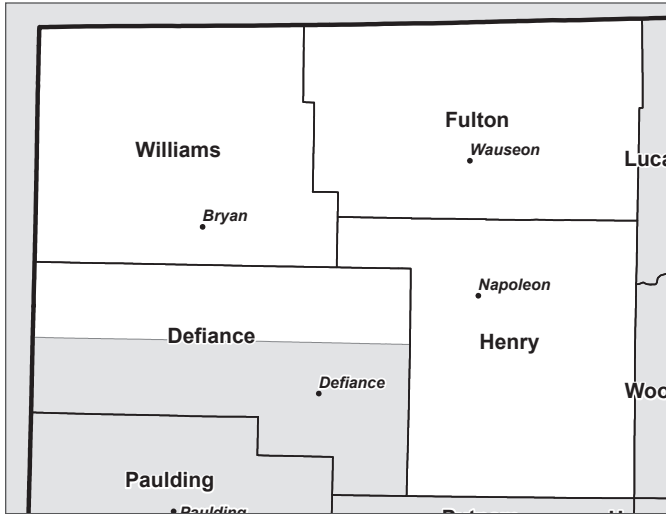
DISTRICT EMPLOYMENT

Age 29 or younger	
Total	Rank
10,132	67
Age 30-54	
Total	Rank
22,367	55
Age 55+	
Total	Rank
11,536	27



District Map:

House District 81 is contained within Senate District 1.



Candidates:

JAMES HOOPS (R-Napoleon) ★

- **Occupation:** Associate Vice President for Strategic Initiatives, Northwest State Community College
- **Experience:** Henry County Auditor; Representative; Associate VP of Finance, American Municipal Power
- **Education:** B.S. Business, Computer Programming, Northwest State University
- **Memberships:** United Way of Henry County; Henry County Senior Center Board of Directors; Treasurer, Henry County Humane Society
- **Campaign Committee:** Campaign to Elect James M. Hoops, 195 Old Creek Dr., Napoleon, OH 43545

UNOPPOSED

DEMOCRATS SAY: No comment provided.

REPUBLICANS SAY: He'll get baskets of votes and continue to be a force in the legislature.

Political Landscape:

2018 Gubernatorial Results:

Mike DeWine (R)	69.56%
Richard Cordray (D)	30.44%

2020 Presidential Results:

Joe Biden (D)	27.89%
Donald Trump (R)	72.11%



Economic Profile:

INDUSTRIES	Employment		Wages	
	# of Jobs	%	\$	%
Natural Resources & Mining	745	1.6%	\$1,921,599	0.1%
Construction	2,186	4.7%	\$4,334,056	0.2%
Manufacturing	16,658	35.5%	\$146,794,806	8.4%
Trade, Transportation, & Utilities	8,185	17.4%	\$1,160,460,624	66.0%
Information	396	0.8%	\$10,888,572	0.6%
Financial Activities	1,010	2.2%	\$49,117,677	2.8%
Professional & Business Services	1,846	3.9%	\$78,451,942	4.5%
Education & Health Services	10,311	22.0%	\$168,686,573	9.6%
Leisure & Hospitality	2,908	6.2%	\$46,383,321	2.6%
Other Services (except Public Administration)	1,231	2.6%	\$40,134,314	2.3%
Public Administration	1,456	3.1%	\$50,059,337	2.8%
TOTAL	46,932		\$1,757,232,819	

DISTRICT EMPLOYMENT

Age 29 or younger	
Total	Rank
10,137	89
Age 30-54	
Total	Rank
23,849	54
Age 55+	
Total	Rank
12,946	6

See pages 192 & 193 for comparative demographic data.

Water Means Business



Jim Samuel
Executive Director

Shawn Kasych
Membership Director

Join the **Ohio**
Water Partnership



ohio-bar.org

Ohio State Bar Association Government Relations Team
The Voice of the Legal Profession



McKenzie Davis, Esq.
The Success Group, Ltd.

Maggie Ostrowski
Ohio Bar Chief Communications
Officer & Policy Advisor

Scott Lundregan, Esq.
Ohio Bar Director of Policy
& Legislative Counsel

Marisa Myers
Ohio Bar Government
Relations Manager

Mary Amos Augsburger, Esq.
Ohio Bar CEO

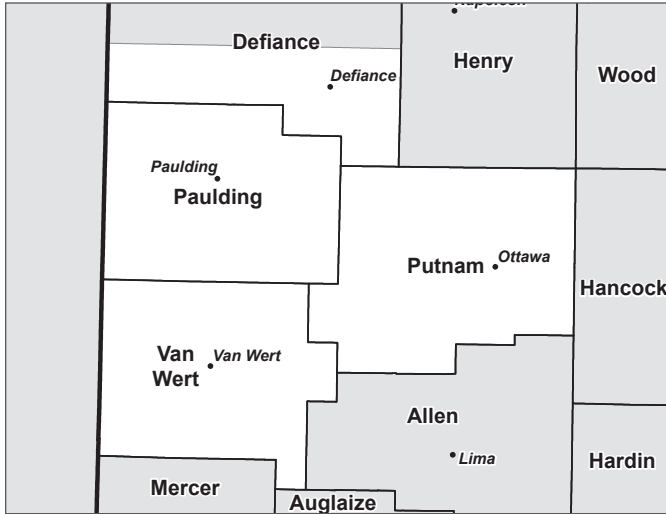
82 EIGHTY-SECOND

HOUSE DISTRICT



District Map:

House District 82 is contained within Senate District 1.



Candidates:

MAGDALENE MARKWARD (D-Van Wert)

- **Social Media:** @MarkwardforOhio
- **Occupation:** Child Care Provider
- **Experience:** Child Care; Food Service; Retail
- **Education:** Bachelor's, Bowling Green State University
- **Campaign Committee:** Magdalene Markward Election Committee, 365 W. Maple Ave., Van Wert, OH 45891
- **Website:** electmagdalene.com

ROY KLOPFENSTEIN (R-Haviland)

- **Occupation:** Politician
- **Experience:** County Commissioner
- **Campaign Committee:** Klopfenstein for Ohio, 2693 Road 87, Haviland, OH 45851
- **Website:** royklopfenstein.com

DEMOCRATS SAY: Magdalene is a working class mother. Having primarily held low-wage service jobs, her resume may not look like that of a typical candidate for elected office. She believes her experiences have afforded a much-needed perspective that is quite different from most who currently hold office.

REPUBLICANS SAY: Humble and trustworthy. He's going to win.

Political Landscape:

2018 Gubernatorial Results:

Mike DeWine (R)	74.38%
Richard Cordray (D)	25.62%

2020 Presidential Results:

Joe Biden (D)	23.08%
Donald Trump (R)	76.92%



HOUSE

Economic Profile:

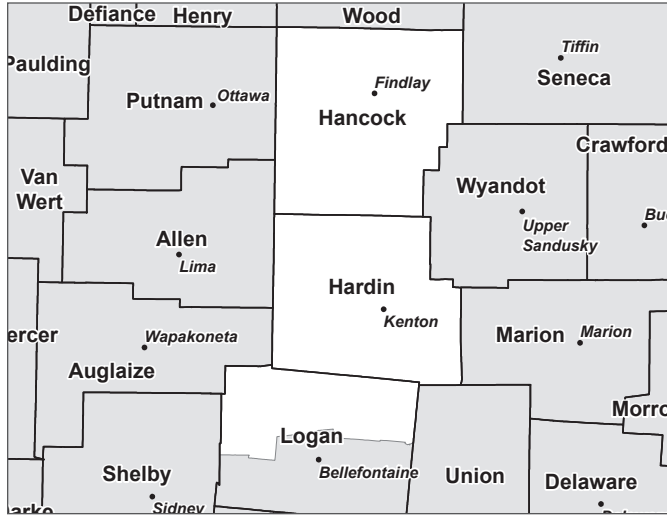
INDUSTRIES	Employment		Wages	
	# of Jobs	%	\$	%
Natural Resources & Mining	1,170	2.8%	\$9,425,364	0.6%
Construction	1,876	4.4%	\$20,630,434	1.4%
Manufacturing	11,331	26.6%	\$257,298,267	16.9%
Trade, Transportation, & Utilities	7,869	18.5%	\$635,014,518	41.7%
Information	391	0.9%	\$41,068,898	2.7%
Financial Activities	1,916	4.5%	\$82,137,376	5.4%
Professional & Business Services	2,238	5.3%	\$141,199,877	9.3%
Education & Health Services	9,367	22.0%	\$172,678,979	11.3%
Leisure & Hospitality	3,615	8.5%	\$62,412,247	4.1%
Other Services (except Public Administration)	1,541	3.6%	\$44,911,511	2.9%
Public Administration	1,231	2.9%	\$57,005,693	3.7%
TOTAL	42,545		\$1,523,783,166	

DISTRICT EMPLOYMENT	
Age 29 or younger	
Total	Rank
10,347	43
Age 30-54	
Total	Rank
20,830	90
Age 55+	
Total	Rank
11,368	14

See pages 192 & 193 for comparative demographic data.

District Map:

House District 83 is contained within Senate District 1.



Political Landscape:

2018 Gubernatorial Results:

Mike DeWine (R)	70.56%
Richard Cordray (D)	29.44%

2020 Presidential Results:

Joe Biden (D)	27.65%
Donald Trump (R)	72.35%



Candidates:

JON CROSS (R-Kenton) ★

- **Social Media:** Facebook, LinkedIn, YouTube, Instagram, Twitter @joncrossoh
- **Occupation:** Director of Economic Development
- **Experience:** Director of Economic Development, Hardin County Chamber and Business Alliance
- **Education:** B.A. Political Science, Ohio State University
- **Memberships:** Young Professionals Alliance; Elks Lodge #157; Moose Lodge #428; Rotary International; Ohio State Alumni Association; Ohio Farm Bureau; Buckeye Firearms Association; NRA
- **Campaign Committee:** Friends of Jon Cross, 8 N. Main St., Kenton, OH 43326
- **Website:** votejoncross.com

CLAIRE OSBORNE (D-Findlay)

- **Social Media:** Facebook, Instagram, Twitter @ClaireforOhio
- **Occupation:** Social Worker
- **Experience:** Program Manager, Peer Recovery Organization
- **Education:** Master's Community Social Work, Baylor University
- **Campaign Committee:** Friends of Claire Osborne, 1070 Vincent St., Findlay, OH 45840
- **Website:** claireforohio.com

DEMOCRATS SAY: Born and raised in Upper Sandusky, Claire is a licensed social worker who works as the program manager for a local peer recovery community organization that is focused on helping build recovery skills for those who struggle with substance abuse, mental health conditions, and trauma.

REPUBLICANS SAY: The House will be welcoming him back on Opening Day.

Economic Profile:

See pages 192 & 193 for comparative demographic data.

INDUSTRIES	Employment		Wages	
	# of Jobs	%	\$	%
Natural Resources & Mining	386	0.7%	NA	NA
Construction	1,707	3.0%	\$13,446,418	0.5%
Manufacturing	15,752	27.7%	\$77,197,027	2.8%
Trade, Transportation, & Utilities	11,800	20.7%	\$1,420,018,339	51.1%
Information	378	0.7%	\$14,677,284	0.5%
Financial Activities	1,166	2.0%	\$65,077,038	2.3%
Professional & Business Services	6,172	10.8%	\$553,660,795	19.9%
Education & Health Services	11,514	20.2%	\$425,948,179	15.3%
Leisure & Hospitality	5,342	9.4%	\$90,250,238	3.2%
Other Services (except Public Administration)	1,694	3.0%	\$50,152,398	1.8%
Public Administration	1,047	1.8%	\$68,236,784	2.5%
TOTAL	56,958		\$2,778,664,500	

DISTRICT EMPLOYMENT	
Age 29 or younger	
Total	Rank
13,779	48
Age 30-54	
Total	Rank
29,690	31
Age 55+	
Total	Rank
13,489	68

HOUSE

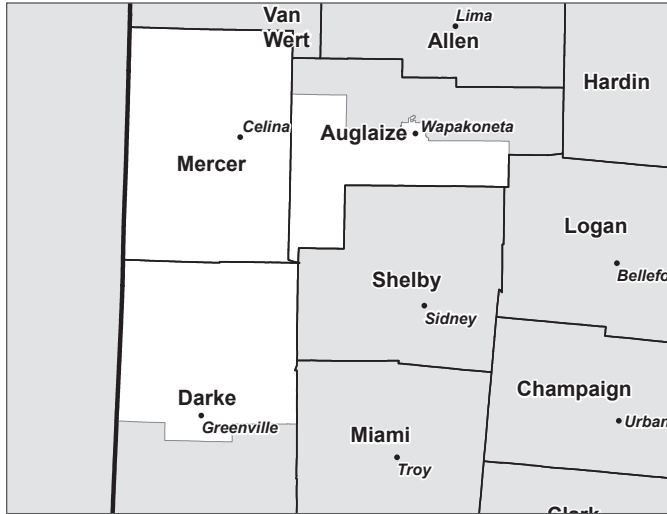
84 EIGHTY-FOURTH

HOUSE DISTRICT



District Map:

House District 84 is contained within Senate District 12.



Political Landscape:

2018 Gubernatorial Results:

Mike DeWine (R)	79.81%
Richard Cordray (D)	20.19%

2020 Presidential Results:

Joe Biden (D)	18.25%
Donald Trump (R)	81.75%



Candidates:

SOPHIA RODRIGUEZ (D-Celina)

- **Social Media:** Facebook, Instagram, Twitter @Elect_Sophia
- **Occupation:** Educator; Restaurant Co-Manager
- **Experience:** Education; Mercer County Board of Developmental Disabilities; Education Associations; President of Celina City Council
- **Education:** Master's Educational Leadership, Wright State University; B.A. Spanish, Ohio University
- **Campaign Committee:** Friends of Sophia Rodriguez, 645 W. Fulton St., Celina, OH 45822
- **Website:** electsophia.com

ANGELA KING (R-Celina)

- **Social Media:** Facebook
- **Occupation:** Mercer County Recorder
- **Experience:** Local Government; Small Business Owner; Licensed Realtor
- **Education:** MBA, Wright State University; B.S. Organizational Leadership, Wright State University
- **Campaign Committee:** Friends of Angie King, 141 Pleasant Ridge Ave., Celina, OH 45822
- **Website:** kingforohio.com

DEMOCRATS SAY: Sophia is a high school Spanish teacher in Coldwater School and co-manager of her Celina family restaurant of 41 years. She has served on the boards of the Ohio Education Association and National Education Association. She has also served as chair of the Ohio Education Association Hispanic Caucus, president of Celina City Council, and as an educational adjunct at Wright State University.

REPUBLICANS SAY: Will cruise to victory!

Economic Profile:

INDUSTRIES	Employment		Wages	
	# of Jobs	%	\$	%
Natural Resources & Mining	1,313	2.3%	NA	NA
Construction	2,541	4.5%	\$8,464,677	0.4%
Manufacturing	19,327	34.3%	\$129,000,567	5.8%
Trade, Transportation, & Utilities	10,491	18.6%	\$1,404,079,085	63.1%
Information	506	0.9%	\$18,205,969	0.8%
Financial Activities	1,616	2.9%	\$87,089,669	3.9%
Professional & Business Services	1,928	3.4%	\$68,910,788	3.1%
Education & Health Services	11,464	20.4%	\$350,671,529	15.8%
Leisure & Hospitality	4,009	7.1%	\$58,443,333	2.6%
Other Services (except Public Administration)	1,857	3.3%	\$41,985,675	1.9%
Public Administration	1,255	2.2%	\$58,025,369	2.6%
TOTAL	56,307		\$2,224,876,662	

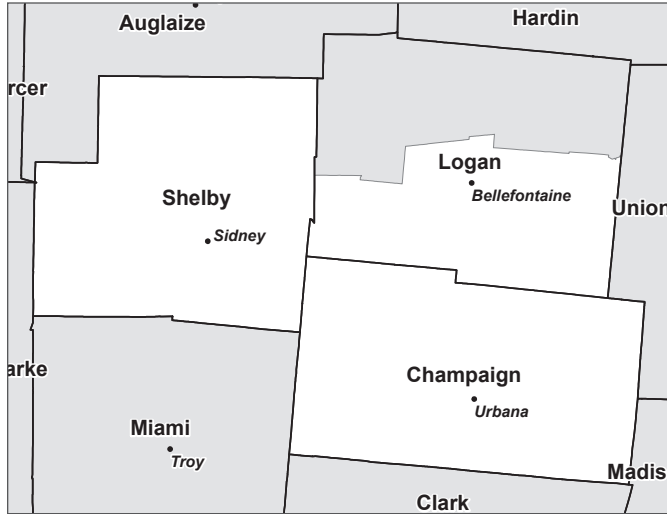
DISTRICT EMPLOYMENT	
Age 29 or younger	
Total	Rank
13,996	36
Age 30-54	
Total	Rank
27,776	86
Age 55+	
Total	Rank
14,535	32

See pages 192 & 193 for comparative demographic data.



District Map:

House District 85 is contained within Senate District 12.



Candidates:

TIM BARHORST (R-Fort Loramie)

- **Social Media:**
- **Occupation:** Small Business Owner
- **Experience:** Health Underwriter; Restaurants
- **Campaign Committee:** Tim Barhorst for Ohio, 4679 Winterset Dr., Columbus, OH 43220
- **Website:** timbarhorstforohio.com

UNOPPOSED

DEMOCRATS SAY: No comment provided.

REPUBLICANS SAY: A sure thing!

Political Landscape:

2018 Gubernatorial Results:

Mike DeWine (R)	74.20%
Richard Cordray (D)	25.80%

2020 Presidential Results:

Joe Biden (D)	21.87%
Donald Trump (R)	78.13%



HOUSE

Economic Profile:

See pages 192 & 193 for comparative demographic data.

INDUSTRIES	Employment		Wages	
	# of Jobs	%	\$	%
Natural Resources & Mining	312	0.6%	\$6,302,351	0.3%
Construction	2,696	4.9%	\$110,121,754	4.5%
Manufacturing	20,968	38.0%	\$851,138,368	34.4%
Trade, Transportation, & Utilities	10,022	18.2%	\$805,895,016	32.6%
Information	352	0.6%	\$24,176,286	1.0%
Financial Activities	976	1.8%	\$36,004,724	1.5%
Professional & Business Services	4,592	8.3%	\$149,301,213	6.0%
Education & Health Services	9,192	16.7%	\$307,856,412	12.5%
Leisure & Hospitality	3,243	5.9%	\$70,089,988	2.8%
Other Services (except Public Administration)	1,438	2.6%	\$54,874,609	2.2%
Public Administration	1,364	2.5%	\$56,796,646	2.3%
TOTAL	55,155		\$2,472,557,367	

DISTRICT EMPLOYMENT

Age 29 or younger	
Total	Rank
12,787	65
Age 30-54	
Total	Rank
29,193	23
Age 55+	
Total	Rank
13,175	64

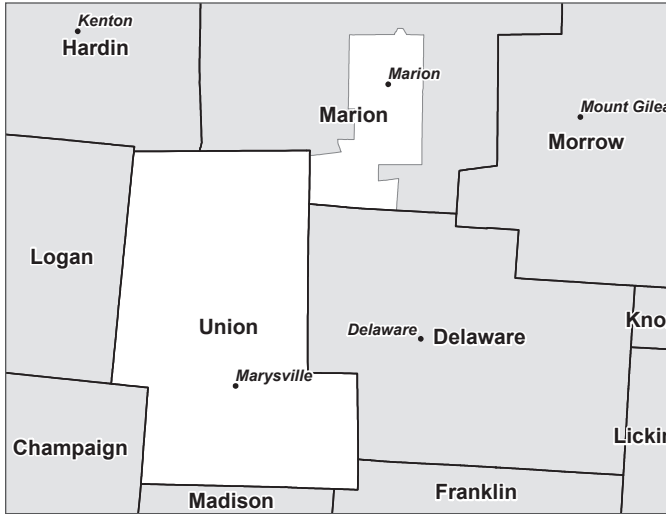
86 EIGHTY-SIXTH

HOUSE DISTRICT



District Map:

House District 86 is contained within Senate District 26.



Political Landscape:

2018 Gubernatorial Results:

Mike DeWine (R)	64.63%
Richard Cordray (D)	35.37%

2020 Presidential Results:

Joe Biden (D)	33.87%
Donald Trump (R)	66.13%



Candidates:

TRACY RICHARDSON (R-Marysville) ★

- **Social Media:**
- **Occupation:** Marysville City Councilwoman
- **Experience:** Marysville City Council; Leadership Professor, Capital University & Ohio Wesleyan University
- **Education:** U.S. Military Academy at West Point
- **Memberships:** Union County Drug Free Coalition; Team Marysville; Neighborhood Watch Safety Team; Our Lady of Lourdes Church
- **Campaign Committee:** Tracy Richardson for Ohio, 14360 Hinton Mill Rd., Marysville, OH 43040
- **Website:** tracyrichardsonforohio.com

BARBARA LUKE (D-Marysville)

- **Social Media:** @Barbara_Luke
- **Occupation:** Lawyer
- **Experience:** Family law
- **Education:** J.D., Capital University Law School; Bachelor's Business, Otterbein College
- **Campaign Committee:** Barbara Luke for State Representative, 275 West 5th Street, Marysville, OH 43040
- **Website:** barbaraluke.com

DEMOCRATS SAY: Barbara is a lawyer based out of Marysville and mother of three. She founded her own law firm, Luke Lawyers, where she focuses on family law and working for everyday people. As a lawyer Barbara advocates for families, protects children, and fights for justice.

REPUBLICANS SAY: She'll be back!

HOUSE

Economic Profile:

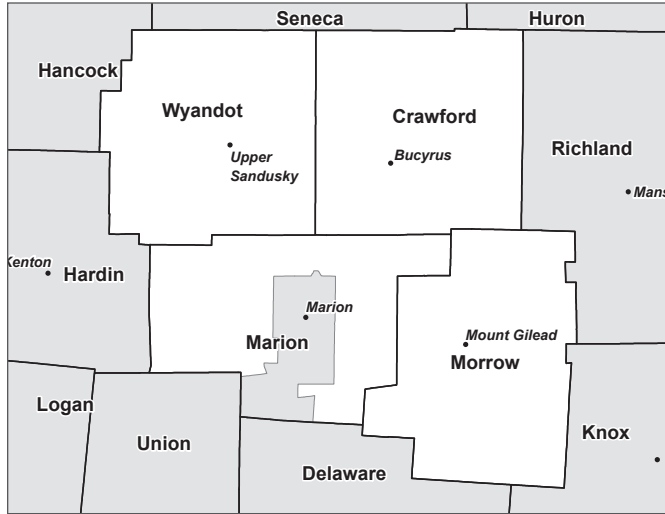
INDUSTRIES	Employment		Wages	
	# of Jobs	%	\$	%
Natural Resources & Mining	717	1.3%	NA	NA
Construction	1,598	2.9%	\$18,388,668	0.8%
Manufacturing	15,438	27.7%	\$85,019,506	3.6%
Trade, Transportation, & Utilities	9,596	17.2%	\$1,385,925,542	57.9%
Information	287	0.5%	\$12,077,576	0.5%
Financial Activities	1,324	2.4%	\$64,823,928	2.7%
Professional & Business Services	10,986	19.7%	\$221,752,444	9.3%
Education & Health Services	9,328	16.7%	\$457,285,355	19.1%
Leisure & Hospitality	3,437	6.2%	\$58,911,420	2.5%
Other Services (except Public Administration)	1,362	2.4%	\$41,757,028	1.7%
Public Administration	1,745	3.1%	\$46,444,275	1.9%
TOTAL	55,818		\$2,392,385,742	

DISTRICT EMPLOYMENT	
Age 29 or younger	
Total	Rank
13,625	40
Age 30-54	
Total	Rank
30,387	12
Age 55+	
Total	Rank
11,806	91

See pages 192 & 193 for comparative demographic data.

District Map:

House District 87 is contained within Senate District 26.



Candidates:

RIORDAN MCCLAIN (R-Nevada) ★

- **Social Media:** @R_McClainOhio
- **Occupation:** Legislator
- **Experience:** Director of Finance and Customer Service, SD Bullion; Client Management Supervisor, Stericycle; Client Manager, Corporate Research International; Manager, Menards
- **Education:** B.A. Sports Management/Business Administration, Bluffton University; M.B.A. Marketing, University of Findlay
- **Campaign Committee:** McClain for Ohio, 7915 Twp. Hwy. 136, Nevada, OH 44849
- **Website:** mcclainforohio.com

UNOPPOSED

DEMOCRATS SAY: No comment provided.

REPUBLICANS SAY: This family man is ready to keep working for his community.

Political Landscape:

2018 Gubernatorial Results:

Mike DeWine (R)	70.94%
Richard Cordray (D)	29.06%

2020 Presidential Results:

Joe Biden (D)	23.32%
Donald Trump (R)	76.68%



Economic Profile:

See pages 192 & 193 for comparative demographic data.

INDUSTRIES	Employment		Wages	
	# of Jobs	%	\$	%
Natural Resources & Mining	880	2.7%	\$20,280,181	1.9%
Construction	1,824	5.6%	\$872,444	0.1%
Manufacturing	8,195	25.2%	\$103,983,670	9.6%
Trade, Transportation, & Utilities	5,001	15.4%	\$580,075,470	53.6%
Information	309	1.0%	\$11,881,175	1.1%
Financial Activities	1,044	3.2%	\$55,356,338	5.1%
Professional & Business Services	2,520	7.8%	\$47,419,063	4.4%
Education & Health Services	7,700	23.7%	\$155,889,263	14.4%
Leisure & Hospitality	2,597	8.0%	\$35,058,917	3.2%
Other Services (except Public Administration)	855	2.6%	\$18,852,022	1.7%
Public Administration	1,575	4.8%	\$51,705,586	4.8%
TOTAL	32,500		\$1,081,374,129	

DISTRICT EMPLOYMENT	
Age 29 or younger	
Total	Rank
7,408	73
Age 30-54	
Total	Rank
16,605	48
Age 55+	
Total	Rank
8,487	28

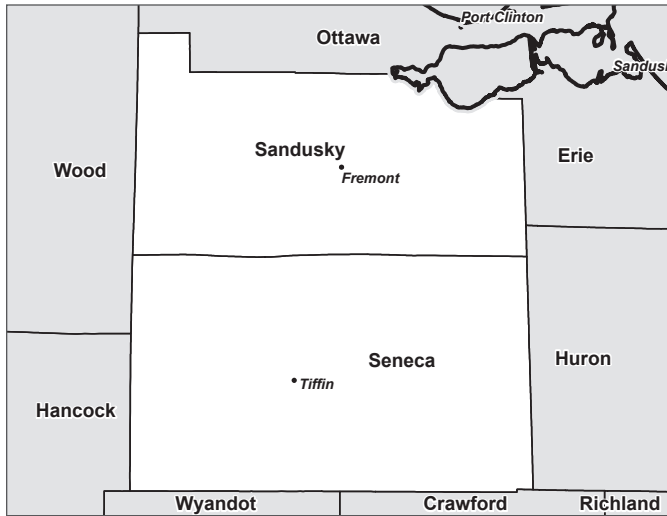
88 EIGHTY-EIGHTH

HOUSE DISTRICT



District Map:

House District 88 is contained within Senate District 26.



Candidates:

GARY CLICK (R-Vickery) ★

- **Social Media:** Facebook YouTube Instagram @clickforohio
- **Occupation:** Pastor
- **Experience:** Fremont Baptist Temple; Chaplain for law enforcement and hospice
- **Education:** Bachelor's Religious Education, Midwestern Baptist College
- **Campaign Committee:** Committee to Elect Gary Click, 26 Paula Ct., Fremont, OH 43420
- **Website:** garyclick.com

DIANNE SELVEY (D-Clyde)

- **Campaign Committee:** Selvey in the House, 4575 Co. Rd. 175, Clyde, OH 43410

DEMOCRATS SAY: No comment provided.

REPUBLICANS SAY: He and voters will "Click" once again to deliver him another term.

HOUSE

Political Landscape:

2018 Gubernatorial Results:

Mike DeWine (R)	61.15%
Richard Cordray (D)	38.85%

2020 Presidential Results:

Joe Biden (D)	34.39%
Donald Trump (R)	65.61%



Economic Profile:

See pages 192 & 193 for comparative demographic data.

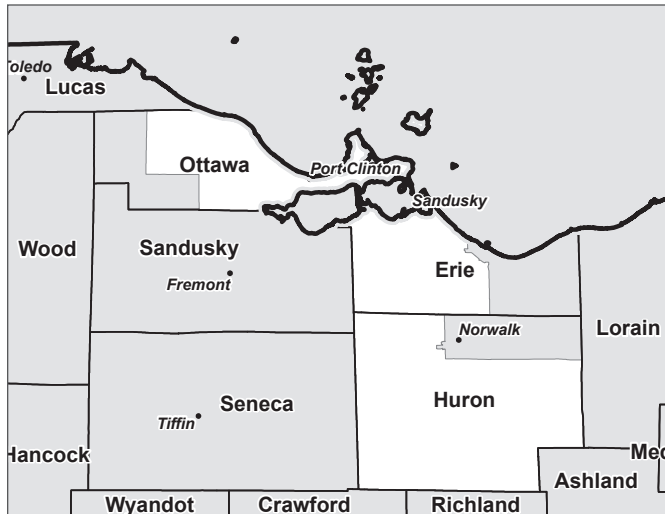
INDUSTRIES	Employment		Wages	
	# of Jobs	%	\$	%
Natural Resources & Mining	292	0.6%	\$10,637,123	0.7%
Construction	1,928	4.3%	\$15,648,380	1.0%
Manufacturing	14,201	31.4%	\$103,895,466	6.6%
Trade, Transportation, & Utilities	7,250	16.0%	\$959,664,964	61.2%
Information	392	0.9%	\$10,540,816	0.7%
Financial Activities	1,366	3.0%	\$62,812,609	4.0%
Professional & Business Services	2,655	5.9%	\$79,021,783	5.0%
Education & Health Services	10,301	22.8%	\$181,641,019	11.6%
Leisure & Hospitality	4,434	9.8%	\$66,040,867	4.2%
Other Services (except Public Administration)	1,349	3.0%	\$30,292,031	1.9%
Public Administration	1,042	2.3%	\$48,613,670	3.1%
TOTAL	45,210		\$1,568,808,728	

DISTRICT EMPLOYMENT

Age 29 or younger	
Total	Rank
10,116	80
Age 30-54	
Total	Rank
23,101	47
Age 55+	
Total	Rank
11,993	18

District Map:

House District 89 is contained within Senate District 2.



Political Landscape:

2018 Gubernatorial Results:

Mike DeWine (R)	55.16%
Richard Cordray (D)	44.84%

2020 Presidential Results:

Joe Biden (D)	38.52%
Donald Trump (R)	61.48%



Candidates:

D.J. SWEARINGEN (R-Huron) ★

- **Social Media:** Facebook, Instagram, Twitter @DJSwearg89OH
- **Occupation:** Attorney
- **Experience:** Wickens Herzer Panza
- **Education:** B.A. Political Science, Bowling Green State University; J.D., University of Dayton
- **Memberships:** St. Mary's Catholic Church
- **Campaign Committee:** Friends of Swearingen, 4679 Winterset Dr., Columbus, OH 43220

JIM OBERGEFELL (D-Sandusky)

- **Social Media:** Facebook, Instagram, Twitter @JimObergefell
- **Occupation:** Small Business Owner
- **Experience:** Equality Vines; Keppler Speakers
- **Education:** Master's, Bowling Green State University; B.S. Secondary Education/ German, University of Cincinnati
- **Campaign Committee:** Jim Obergefell for Ohio, 127 Stonyridge Dr., #213, Sandusky, OH 44870
- **Website:** obergefellforohio.com

DEMOCRATS SAY: Jim is a civil rights activist who was the lead plaintiff in the 2015 U.S. Supreme Court case Obergefell v. Hodges, which legalized same-sex marriage throughout the U.S.

REPUBLICANS SAY: They'll be swearing in Swearingen on Opening Day.

HOUSE

Economic Profile:

See pages 192 & 193 for comparative demographic data.

INDUSTRIES	Employment		Wages	
	# of Jobs	%	\$	%
Natural Resources & Mining	696	1.4%	\$5,065,171	0.3%
Construction	2,232	4.6%	\$5,236,437	0.3%
Manufacturing	9,691	19.8%	\$142,437,365	7.5%
Trade, Transportation, & Utilities	8,916	18.2%	\$767,438,287	40.7%
Information	566	1.2%	\$32,933,807	1.7%
Financial Activities	1,223	2.5%	\$68,509,464	3.6%
Professional & Business Services	2,245	4.6%	\$85,024,486	4.5%
Education & Health Services	11,410	23.3%	\$413,303,189	21.9%
Leisure & Hospitality	8,837	18.1%	\$231,700,807	12.3%
Other Services (except Public Administration)	1,201	2.5%	\$37,661,802	2.0%
Public Administration	1,865	3.8%	\$97,376,672	5.2%
TOTAL	48,882		\$1,886,687,488	

DISTRICT EMPLOYMENT

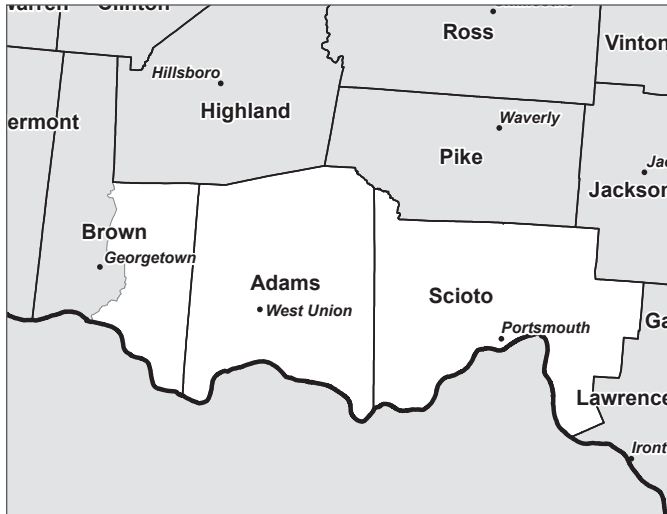
Age 29 or younger	Total	Rank
	11,782	51
Age 30-54	Total	Rank
	24,068	88
Age 55+	Total	Rank
	13,032	15

90 NINETIETH HOUSE DISTRICT



District Map:

House District 90 is contained within Senate District 14.



Political Landscape:

2018 Gubernatorial Results:

Mike DeWine (R)	66.51%
Richard Cordray (D)	33.49%

2020 Presidential Results:

Joe Biden (D)	25.21%
Donald Trump (R)	74.79%



Candidates:

BRIAN BALDRIDGE (R-Winchester) ★

- **Social Media:** [Facebook](#) [Twitter](#) @BaldridgeForOH
- **Occupation:** Legislator; Farmer
- **Experience:** Adams County Commissioner; Wayne Township Trustee; Farmer and Owner, Baldridge Hybrids; Wayne Township Fire Department; Firefighter/Paramedic
- **Memberships:** County Commissions Association of Ohio; Ohio Township Association
- **Campaign Committee:** Baldridge for Ohio, 307 North Market St., West Union, OH 45693
- **Website:** brianbaldridge.com

ANDREW DODSON (D-Wheelersburg)

- **Social Media:** [Facebook](#) [Twitter](#) @ADodsonOH90
- **Occupation:** Photographer
- **Experience:** Portrait Photography; Video Production; Acting
- **Education:** B.S. Video Production, Ohio University
- **Campaign Committee:** Committee to Elect Andrew Dodson, 273 Hartley Rd., Wheelersburg, OH 45694
- **Website:** votedodson.com

DEMOCRATS SAY: Andrew is a local photographer who has been photographing seniors and aspiring models. When times got tough, especially through the pandemic, government assistance provided a very necessary lifeline to keep the Dodson's afloat so he understands the struggles of everyday folks in his area.

REPUBLICANS SAY: You won't want to miss his victory party on election night!

Economic Profile:

INDUSTRIES	Employment		Wages	
	# of Jobs	%	\$	%
Natural Resources & Mining	113	0.4%	\$2,391,895	0.2%
Construction	853	2.8%	\$13,106,655	1.2%
Manufacturing	2,362	7.9%	\$35,966,020	3.3%
Trade, Transportation, & Utilities	5,044	16.8%	\$314,298,501	28.4%
Information	266	0.9%	\$7,066,176	0.6%
Financial Activities	905	3.0%	\$35,544,040	3.2%
Professional & Business Services	1,311	4.4%	\$47,376,822	4.3%
Education & Health Services	12,987	43.4%	\$530,444,432	47.9%
Leisure & Hospitality	3,267	10.9%	\$50,665,878	4.6%
Other Services (except Public Administration)	708	2.4%	\$17,365,808	1.6%
Public Administration	2,135	7.1%	\$52,347,880	4.7%
TOTAL	29,951		\$1,106,574,107	

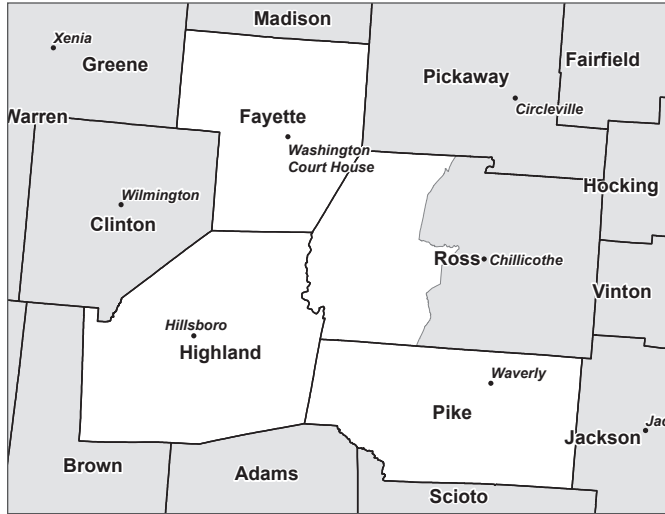
DISTRICT EMPLOYMENT	
Age 29 or younger	
Total	Rank
7,246	47
Age 30-54	
Total	Rank
15,750	28
Age 55+	
Total	Rank
6,955	78

See pages 192 & 193 for comparative demographic data.

HOUSE

District Map:

House District 91 is contained within Senate District 17.



Candidates:

BOB PETERSON (R-Sabina)

- **Social Media:** Facebook YouTube @SenBobPeterson
- **Occupation:** Legislator; Farmer
- **Education:** B.S. Agriculture, Ohio State University
- **Campaign Committee:** Peterson for Good Government, 5564 Grassy Branch Rd., Sabina, OH 45169
- **Website:** petersonforohio.com

UNOPPOSED

DEMOCRATS SAY: No comment provided.

REPUBLICANS SAY: This farmer knows how to tend to his district and grow his support. Sundown on election night will bring a victory for Peterson.

Political Landscape:

2018 Gubernatorial Results:

Mike DeWine (R)	70.22%
Richard Cordray (D)	29.78%

2020 Presidential Results:

Joe Biden (D)	22.69%
Donald Trump (R)	77.31%

2022
POLITICAL R
INDEX:
72.44%

Economic Profile:

See pages 192 & 193 for comparative demographic data.

INDUSTRIES	Employment		Wages	
	# of Jobs	%	\$	%
Natural Resources & Mining	302	1.0%	\$9,533,450	0.8%
Construction	1,130	3.6%	\$21,130,288	1.8%
Manufacturing	4,324	13.8%	\$133,805,510	11.1%
Trade, Transportation, & Utilities	7,807	24.9%	\$358,039,465	29.7%
Information	194	0.6%	\$12,140,474	1.0%
Financial Activities	1,036	3.3%	\$42,584,013	3.5%
Professional & Business Services	3,800	12.1%	\$253,571,616	21.1%
Education & Health Services	8,178	26.1%	\$214,528,941	17.8%
Leisure & Hospitality	2,751	8.8%	\$39,656,940	3.3%
Other Services (except Public Administration)	746	2.4%	\$26,722,085	2.2%
Public Administration	1,056	3.4%	\$92,702,254	7.7%
TOTAL	31,324		\$1,204,415,037	

DISTRICT EMPLOYMENT

Age 29 or younger	
Total	Rank
7,303	62
Age 30-54	
Total	Rank
15,945	51
Age 55+	
Total	Rank
8,076	33

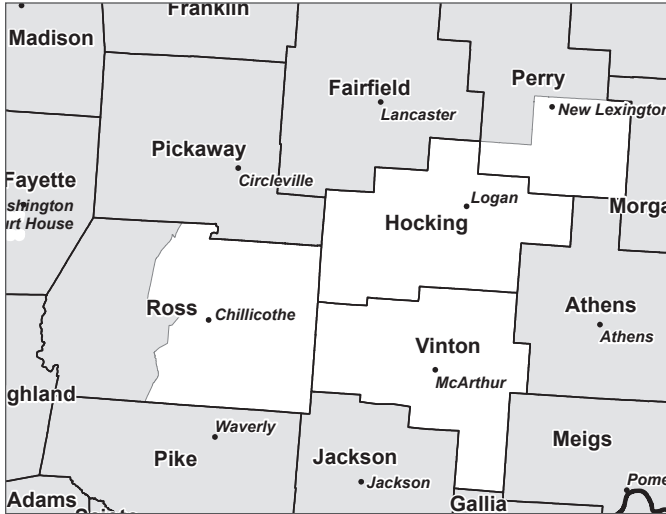
92 NINETY-SECOND

HOUSE DISTRICT



District Map:

House District 92 is contained within Senate District 17.



Candidates:

MARK JOHNSON (R-Chillicothe) ★

- **Social Media:**
- **Occupation:** Business Manager, Tri-State Building Trades Council
- **Experience:** Commercial Carpenter; Project Superintendent; Business Representative, United Brotherhood of Carpenters Local 437; Ohio Rail Development Commission; Ohio Consumers Council Board
- **Memberships:** Knights of Columbus; Rotary Club
- **Campaign Committee:** Friends of Mark Johnson, 4679 Winterset Dr., Columbus, OH 43220

UNOPPOSED

DEMOCRATS SAY: No comment provided.

REPUBLICANS SAY: Hailing from Ohio's' first capital, Johnson will be returning for another term.

HOUSE

Political Landscape:

2018 Gubernatorial Results:

Mike DeWine (R)	61.46%
Richard Cordray (D)	38.54%

2020 Presidential Results:

Joe Biden (D)	30.45%
Donald Trump (R)	69.55%



Economic Profile:

INDUSTRIES	Employment		Wages	
	# of Jobs	%	\$	%
Natural Resources & Mining	305	0.8%	\$14,329,253	0.9%
Construction	1,301	3.3%	\$16,465,692	1.1%
Manufacturing	6,822	17.3%	\$60,507,679	3.9%
Trade, Transportation, & Utilities	6,650	16.9%	\$593,512,895	38.5%
Information	375	1.0%	\$16,418,980	1.1%
Financial Activities	1,092	2.8%	\$44,064,495	2.9%
Professional & Business Services	2,131	5.4%	\$65,574,752	4.2%
Education & Health Services	12,647	32.1%	\$575,546,312	37.3%
Leisure & Hospitality	4,406	11.2%	\$75,763,514	4.9%
Other Services (except Public Administration)	888	2.3%	\$18,010,793	1.2%
Public Administration	2,808	7.1%	\$62,907,687	4.1%
TOTAL	39,425		\$1,543,102,052	

DISTRICT EMPLOYMENT

Age 29 or younger	
Total	Rank
9,141	64
Age 30-54	
Total	Rank
20,980	21
Age 55+	
Total	Rank
9,304	70

See pages 192 & 193 for comparative demographic data.



District Map:

House District 93 is contained within Senate District 17.



Candidates:

JASON STEPHENS (R-Kitts Hill) ★

- **Social Media:** @jasoncstephens
- **Occupation:** Insurance Agent
- **Experience:** Lawrence County Auditor
- **Education:** Bachelor's Economics, Lipscomb University
- **Campaign Committee:** Stephens for Ohio, 4679 Winterset Dr., Columbus, OH 43220
- **Website:** stephensforohio.com

UNOPOSED

DEMOCRATS SAY: No comment provided.

REPUBLICANS SAY: His experience and hard work will be rewarded by voters.

Political Landscape:

2018 Gubernatorial Results:

Mike DeWine (R)	68.88%
Richard Cordray (D)	31.12%

2020 Presidential Results:

Joe Biden (D)	24.60%
Donald Trump (R)	75.40%



HOUSE

Economic Profile:

See pages 192 & 193 for comparative demographic data.

INDUSTRIES	Employment		Wages	
	# of Jobs	%	\$	%
Natural Resources & Mining	101	0.3%	\$13,455,475	1.2%
Construction	2,100	6.3%	\$57,183,587	5.0%
Manufacturing	4,250	12.7%	\$90,932,822	7.9%
Trade, Transportation, & Utilities	5,974	17.9%	\$349,487,803	30.4%
Information	237	0.7%	\$13,697,283	1.2%
Financial Activities	1,069	3.2%	\$49,209,222	4.3%
Professional & Business Services	2,159	6.5%	\$114,071,560	9.9%
Education & Health Services	12,675	38.0%	\$179,578,242	15.6%
Leisure & Hospitality	2,958	8.9%	\$59,032,859	5.1%
Other Services (except Public Administration)	819	2.5%	\$26,376,267	2.3%
Public Administration	1,035	3.1%	\$197,541,796	17.2%
TOTAL	33,377		\$1,150,566,916	

DISTRICT EMPLOYMENT

Age 29 or younger	
Total	Rank
7,559	75
Age 30-54	
Total	Rank
17,794	18
Age 55+	
Total	Rank
8,024	57

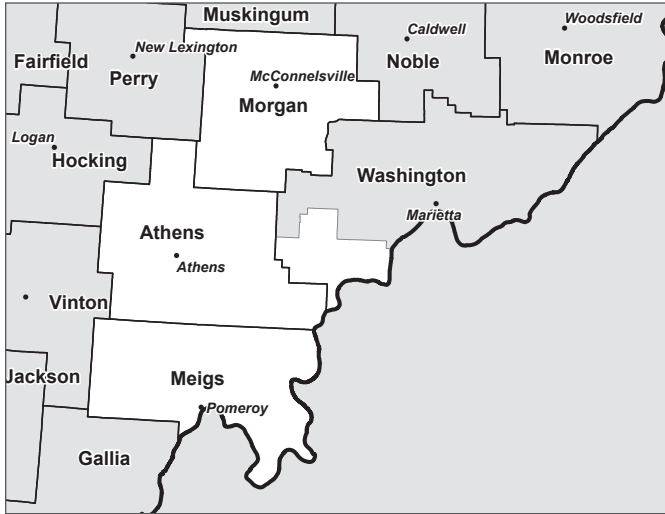
94 NINETY-FOURTH

HOUSE DISTRICT



District Map:

House District 94 is contained within Senate District 30.



Candidates:

JAY EDWARDS (R-Nelsonville) ★

- **Social Media:** Facebook, Instagram, Twitter @JayEdwardsOhio
- **Occupation:** Realtor
- **Education:** B.S. Mathematics, Ohio University
- **Memberships:** Farm Bureau; Athens Area Chamber of Commerce; Nelsonville Chamber of Commerce; Nelsonville Rotary, NRA; Athens County Central Committee
- **Campaign Committee:** Friends of Jay Edwards, 35950 Union Ridge Rd., Albany, OH 45710
- **Website:** jayedwardsOhio.com

TANYA CONRATH (D-Athens)

- **Occupation:** Business Owner
- **Experience:** Co-owner, Matthew Sweeney Appraisals; Associate Director, Ohio University Innovation Center; Coordinator, Tri-County Adult Career Center Business Training Center; Director, Leadership Athens County
- **Education:** BSC, Ohio University; J.D., Ohio State University
- **Campaign Committee:** Friends of Tanya Conrath, 545 E. Town St., Columbus, OH 43215

DEMOCRATS SAY: Tanya is a fifth-generation Appalachian from Athens County, and has worked on economic development initiatives in the region. She was the inaugural director of the Athens Foundation's Leadership Athens County, a program connecting and educating emerging county leaders. She also led Governor Ted Strickland's Ohio Skills Bank initiative in an eight-county region.

REPUBLICANS SAY: He's a lock.

Political Landscape:

2018 Gubernatorial Results:

Mike DeWine (R)	50.76%
Richard Cordray (D)	49.24%

2020 Presidential Results:

Joe Biden (D)	40.95%
Donald Trump (R)	59.05%



HOUSE

Economic Profile:

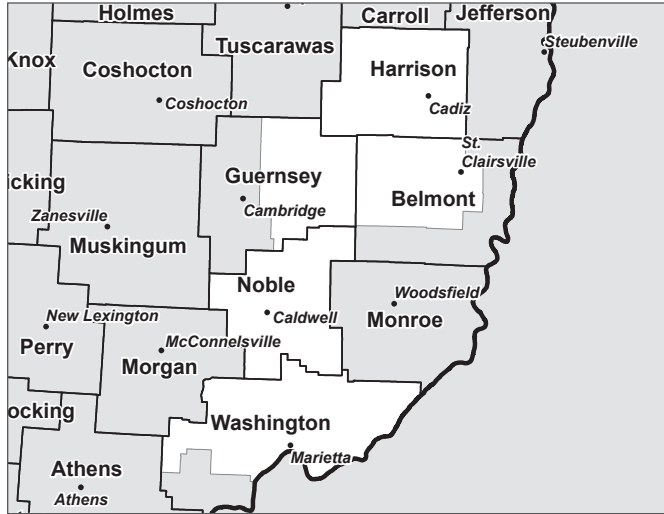
INDUSTRIES	Employment		Wages	
	# of Jobs	%	\$	%
Natural Resources & Mining	354	1.2%	\$1,673,522	0.1%
Construction	1,232	4.1%	\$15,656,294	1.2%
Manufacturing	1,922	6.4%	\$70,287,095	5.3%
Trade, Transportation, & Utilities	4,888	16.2%	\$261,153,021	19.7%
Information	436	1.4%	\$18,083,482	1.4%
Financial Activities	1,063	3.5%	\$44,685,355	3.4%
Professional & Business Services	1,579	5.2%	\$48,710,439	3.7%
Education & Health Services	13,028	43.1%	\$323,812,325	24.4%
Leisure & Hospitality	3,854	12.7%	\$48,774,345	3.7%
Other Services (except Public Administration)	659	2.2%	\$23,411,704	1.8%
Public Administration	1,221	4.0%	\$472,597,428	35.6%
TOTAL	30,236		\$1,328,845,011	

DISTRICT EMPLOYMENT	
Age 29 or younger	
Total	Rank
7,726	24
Age 30-54	
Total	Rank
15,367	53
Age 55+	
Total	Rank
7,143	69

See pages 192 & 193 for comparative demographic data.

District Map:

House District 95 is contained within Senate District 30.



Candidates:

DON JONES (R-Freeport) ★

- **Social Media:** Facebook, Instagram @DonJonesOhio
- **Occupation:** Legislator
- **Experience:** Agricultural Education Teacher, Harrison Central High School; Farm Equipment Salesman, D&J Sales & Service; Volunteer Fireman & EMT; Chair, Harrison Soil and Water Conservation District
- **Memberships:** Harrison County Agricultural Society; South Central Power Foundation; Harrison County Farm Bureau; Ohio FFA; NRA
- **Campaign Committee:** Jones for Ohio, 4679 Winterset Dr., Columbus, OH 43220
- **Website:** donjonesforohio.com

WILLIAM RYAN (D-St. Clairsville)

- **No data provided.**

DEMOCRATS SAY: No comment provided.

REPUBLICANS SAY: Jones for the win!

Political Landscape:

2018 Gubernatorial Results:

Mike DeWine (R)	68.63%
Richard Cordray (D)	31.37%

2020 Presidential Results:

Joe Biden (D)	25.85%
Donald Trump (R)	74.15%

2022
POLITICAL R
INDEX:
69.25%

Economic Profile:

See pages 192 & 193 for comparative demographic data.

INDUSTRIES	Employment		Wages	
	# of Jobs	%	\$	%
Natural Resources & Mining	2,306	5.4%	\$151,101,431	8.2%
Construction	2,392	5.6%	\$31,106,952	1.7%
Manufacturing	3,886	9.0%	\$157,021,383	8.5%
Trade, Transportation, & Utilities	8,836	20.6%	\$551,641,630	29.9%
Information	248	0.6%	\$10,460,059	0.6%
Financial Activities	1,794	4.2%	\$89,756,708	4.9%
Professional & Business Services	3,211	7.5%	\$129,474,622	7.0%
Education & Health Services	12,412	28.9%	\$514,055,253	27.9%
Leisure & Hospitality	4,768	11.1%	\$73,507,867	4.0%
Other Services (except Public Administration)	1,233	2.9%	\$35,403,862	1.9%
Public Administration	1,862	4.3%	\$100,238,012	5.4%
TOTAL	42,948		\$1,843,767,779	

DISTRICT EMPLOYMENT

Age 29 or younger	
Total	Rank
9,570	81
Age 30-54	
Total	Rank
22,223	35
Age 55+	
Total	Rank
11,155	30

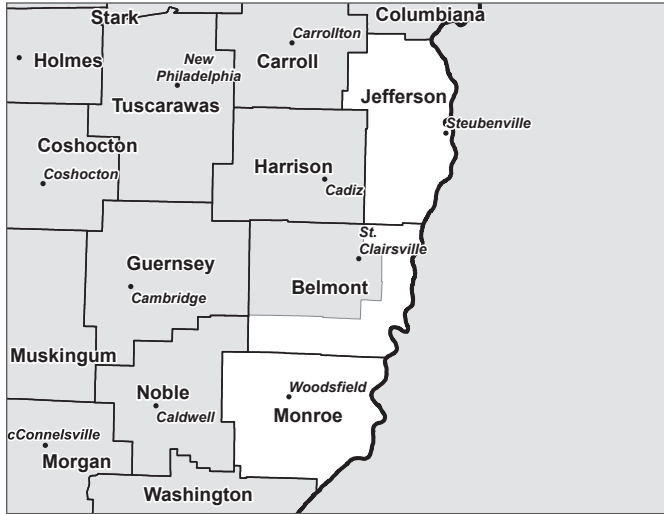
96 NINETY-SIXTH

HOUSE DISTRICT



District Map:

House District 96 is contained within Senate District 30.



Candidates:

RON FERGUSON (R-Wintersville) ★

- **Social Media:** Facebook, Instagram, Twitter @ronforrep
- **Occupation:** Field Director, Americans for Prosperity
- **Experience:** Reporter, WTOV-TV; Manager, D&L Ferguson LLC
- **Education:** B.A. Communications, Ohio State University
- **Campaign Committee:** Supporters And Friends of Ron Ferguson, 299 Orlando Manor, Wintersville, OH 43953
- **Website:** ronforohio.com

CHARLIE DIPALMA (D-Steubenville)

- **Social Media:** Facebook
- **Campaign Committee:** Citizens for Charlie DiPalma, 156 Greenwich Ave., Steubenville, OH 43952

DEMOCRATS SAY: Charlie is a union worker with the United Association. He will use his firsthand knowledge to bring new ideas to the table.

REPUBLICANS SAY: Nothing to worry about here.

HOUSE

Political Landscape:

2018 Gubernatorial Results:

Mike DeWine (R)	61.94%
Richard Cordray (D)	38.06%

2020 Presidential Results:

Joe Biden (D)	29.53%
Donald Trump (R)	70.47%



Economic Profile:

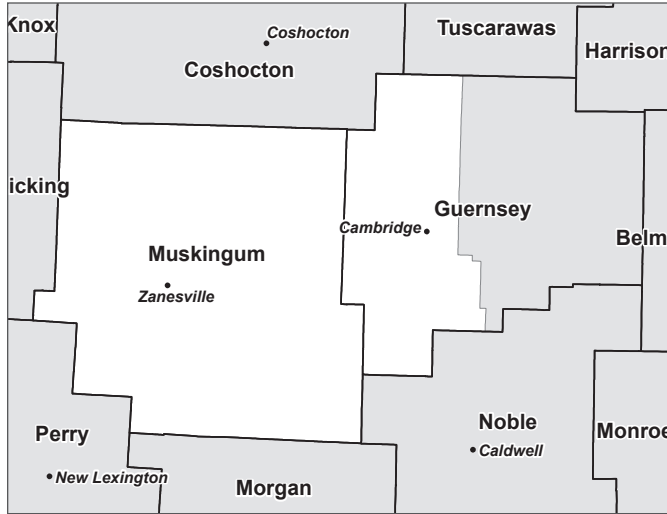
INDUSTRIES	Employment		Wages	
	# of Jobs	%	\$	%
Natural Resources & Mining	975	3.2%	\$76,739,786	6.9%
Construction	2,327	7.6%	\$91,473,580	8.2%
Manufacturing	2,248	7.4%	\$61,705,563	5.5%
Trade, Transportation, & Utilities	7,068	23.1%	\$407,863,456	36.4%
Information	545	1.8%	\$20,563,813	1.8%
Financial Activities	1,069	3.5%	\$44,148,346	3.9%
Professional & Business Services	2,017	6.6%	\$76,609,396	6.8%
Education & Health Services	9,360	30.6%	\$154,999,559	13.8%
Leisure & Hospitality	2,619	8.6%	\$48,199,460	4.3%
Other Services (except Public Administration)	930	3.0%	\$29,742,398	2.7%
Public Administration	1,422	4.7%	\$107,533,531	9.6%
TOTAL	30,580		\$1,119,578,888	

DISTRICT EMPLOYMENT	
Age 29 or younger	
Total	Rank
6,009	96
Age 30-54	
Total	Rank
15,583	49
Age 55+	
Total	Rank
8,988	2

See pages 192 & 193 for comparative demographic data.

District Map:

House District 97 is contained within Senate District 31.



Candidates:

ADAM HOLMES (R-Nashport) ★

- **Social Media:**
- **Occupation:** CEO, Frueh Enterprises
- **Education:** B.S. Political Science, U.S. Naval Academy; M.S. Global Leadership, University of San Diego; USAF Air War College
- **Campaign Committee:** Adam Holmes for Ohio, 4679 Winterset Dr., Columbus, OH 43220

UNOPOSED

DEMOCRATS SAY: No comment provided.

REPUBLICANS SAY: Outstanding record of service. Holmes will keep the seat.

Political Landscape:

2018 Gubernatorial Results:

Mike DeWine (R)	65.61%
Richard Cordray (D)	34.39%

2020 Presidential Results:

Joe Biden (D)	29.59%
Donald Trump (R)	70.41%



Economic Profile:

See pages 192 & 193 for comparative demographic data.

INDUSTRIES	Employment		Wages	
	# of Jobs	%	\$	%
Natural Resources & Mining	2,228	4.6%	\$61,481,778	3.2%
Construction	2,046	4.3%	\$28,369,239	1.5%
Manufacturing	5,532	11.5%	\$95,470,125	5.0%
Trade, Transportation, & Utilities	10,120	21.0%	\$673,676,372	35.2%
Information	911	1.9%	\$27,294,915	1.4%
Financial Activities	1,392	2.9%	\$80,397,103	4.2%
Professional & Business Services	3,004	6.2%	\$124,455,154	6.5%
Education & Health Services	14,684	30.5%	\$640,130,905	33.4%
Leisure & Hospitality	5,067	10.5%	\$85,652,269	4.5%
Other Services (except Public Administration)	1,567	3.3%	\$47,286,801	2.5%
Public Administration	1,565	3.3%	\$51,254,854	2.7%
TOTAL	48,116		\$1,915,469,513	

DISTRICT EMPLOYMENT

Age 29 or younger	
Total	Rank
11,646	46
Age 30-54	
Total	Rank
25,052	32
Age 55+	
Total	Rank
11,418	66

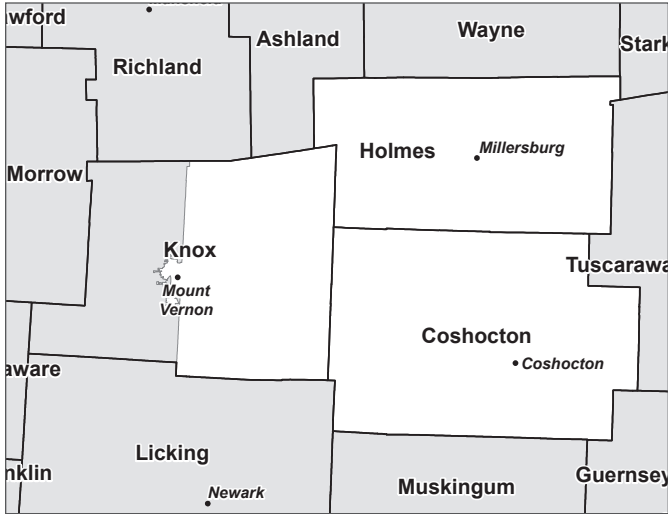
98 NINETY-EIGHTH

HOUSE DISTRICT



District Map:

House District 98 is contained within Senate District 19.



Candidates:

DARRELL KICK (R-Loudonville) ★

- **Occupation:** Farmer; Legislator
- **Education:** Loudonville High School
- **Campaign Committee:** Darrell Kick For State Rep, 133 S. Market St., Loudonville, OH 44842

ANNIE HOMSTAD (D-Apple Valley) WI

- **Social Media:**
- **Occupation:** Business Owner/Substitute Teacher
- **Campaign Committee:** Annie Homstad Campaign, 70 Greenfield Ct., Howard, OH 43028
- **Website:** anniehomstad4ohio.com

DEMOCRATS SAY: Annie is a longtime resident of Knox County and owner of a small accounting business. She is passionate about finding solutions to the rising cost of living and health care, women's health care, voting rights, the low minimum wage, and school funding issues.

REPUBLICANS SAY: He will "Kick" the competition and win another term.

Political Landscape:

2018 Gubernatorial Results:

Mike DeWine (R)	69.54%
Richard Cordray (D)	30.46%

2020 Presidential Results:

Joe Biden (D)	24.73%
Donald Trump (R)	75.27%



HOUSE

Economic Profile:

INDUSTRIES	Employment		Wages	
	# of Jobs	%	\$	%
Natural Resources & Mining	540	1.2%	\$21,157,730	1.2%
Construction	2,888	6.4%	\$36,118,253	2.1%
Manufacturing	12,047	26.9%	\$147,397,982	8.4%
Trade, Transportation, & Utilities	8,599	19.2%	\$901,498,695	51.4%
Information	378	0.8%	\$10,101,980	0.6%
Financial Activities	1,212	2.7%	\$55,309,595	3.2%
Professional & Business Services	2,417	5.4%	\$78,434,608	4.5%
Education & Health Services	10,331	23.1%	\$366,411,333	20.9%
Leisure & Hospitality	4,090	9.1%	\$62,480,288	3.6%
Other Services (except Public Administration)	1,096	2.4%	\$30,032,766	1.7%
Public Administration	1,211	2.7%	\$44,107,560	2.5%
TOTAL	44,809		\$1,753,050,789	

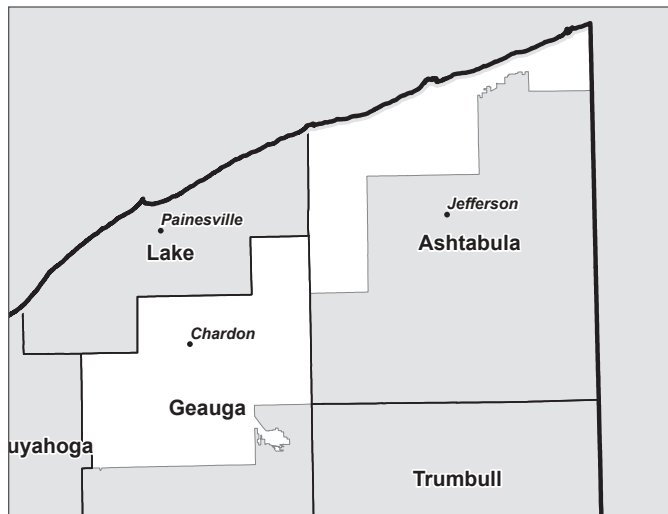
DISTRICT EMPLOYMENT	
Age 29 or younger	
Total	Rank
12,566	7
Age 30-54	
Total	Rank
21,268	97
Age 55+	
Total	Rank
10,975	54

See pages 192 & 193 for comparative demographic data.



District Map:

House District 99 is contained within Senate District 32.



Political Landscape:

2018 Gubernatorial Results:

Mike DeWine (R)	57.55%
Richard Cordray (D)	42.45%

2020 Presidential Results:

Joe Biden (D)	39.74%
Donald Trump (R)	60.26%



Candidates:

SARAH FOWLER ARTHUR (R-Ashtabula) ★

- **Social Media:** [Facebook](#) [Twitter](#) @SarahOhioedu7
- **Occupation:** Small Business Owner; State Board of Education Member
- **Experience:** Sarah's Eggs; Badger Run Berries LLC; Fowler Enterprises
- **Education:** Homeschooled
- **Campaign Committee:** Committee to Elect Sarah Fowler, 2952 State Route 45, Rock Creek, OH 44084
- **Website:** electsarahfowler.com

KATHLEEN ZAPPITELLO (D-Conneaut)

- **Social Media:** [Facebook](#) [Twitter](#) @ZappOH99
- **Occupation:** Executive Director, Conneaut Public Library
- **Experience:** President, Association for Rural & Small Libraries; President, The Conneaut Foundation
- **Education:** Bachelor's, Kent State University
- **Campaign Committee:** Friends of Kathy Zappitello, 4600 Lake Rd. W., Ashtabula, OH 44004

DEMOCRATS SAY: No comment provided.

REPUBLICANS SAY: Voters will reward her sincerity with a victory.

Economic Profile:

See pages 192 & 193 for comparative demographic data.

INDUSTRIES	Employment		Wages	
	# of Jobs	%	\$	%
Natural Resources & Mining	246	0.6%	\$518,798	0.0%
Construction	2,153	4.9%	\$11,937,698	0.7%
Manufacturing	10,404	23.5%	\$115,888,934	6.7%
Trade, Transportation, & Utilities	6,494	14.6%	\$776,101,140	45.0%
Information	498	1.1%	\$14,065,269	0.8%
Financial Activities	977	2.2%	\$56,220,402	3.3%
Professional & Business Services	4,029	9.1%	\$186,222,115	10.8%
Education & Health Services	12,696	28.6%	\$399,289,286	23.2%
Leisure & Hospitality	4,169	9.4%	\$69,969,265	4.1%
Other Services (except Public Administration)	1,329	3.0%	\$33,834,858	2.0%
Public Administration	1,363	3.1%	\$59,386,872	3.4%
TOTAL	44,358		\$1,723,434,639	

DISTRICT EMPLOYMENT	
Age 29 or younger	
Total	Rank
10,021	76
Age 30-54	
Total	Rank
22,360	63
Age 55+	
Total	Rank
11,977	10

METHODOLOGY

DEMOGRAPHIC & ECONOMIC ESTIMATES



Methodology Used to Produce Demographic Estimates

for U.S. Congressional, Ohio Senate, and Ohio House Districts

July 2022

Data are provided from the Census Bureau's 2016-2020 American Community Survey (ACS), including percent of population in major age categories and race and Hispanic ethnicity, educational attainment, median household income, median home value, percent of persons below poverty, and the ranked orders of these estimates among districts. These estimates are based on survey data from five years and are averaged by the Census Bureau in order to provide adequate reliability. Monetary figures are in 2020 dollars. Each district is also given its rank from highest value to lowest for each characteristic. Though based on a sample, ACS sample sizes for these election districts are large and generally result in relatively small sample errors.

Methodology Used to Produce Economic Estimates

for U.S. Congressional, Ohio Senate, and Ohio House Districts

July 2022

The 2019 annual employment and payroll (total for all industries and each of major industry sectors) by election district are estimated for each district. Job estimates include those employed in three age ranges: 29 and younger, 30 to 54, and 55 and older. The estimates for election districts used the method described below.

Economic data estimation methodology: Employment data (by the age categories noted above) at the census block level from the Bureau of Labor Statistics' Longitudinal Employer-Household Dynamics database (LEHD), specifically the LEHD Origin-Destination Employment Statistics (LODES) data,¹ were assigned to election districts and the portions of districts within counties.²

Payroll estimates (wages) for election districts by major industry are available at the county-level from the Bureau of Labor Statistics' Quarterly Census of Employment and Wage (QCEW).³ Payroll data were estimated (apportioned) for the districts based on the district/county employment ratios for the major industries. However, payroll data don't include any wages that are suppressed by the BLS for confidentiality purposes, though the excluded data are likely small.

¹ See <https://lehd.ces.census.gov/data/>

² Some districts span county boundaries.

³ See <https://www.bls.gov/cew/>

Methodology Used to Produce District-Level Results for Statewide Elections

July 2022

Because the 2022 elections use redrawn districts, this year's Guide does not include trend data from previous years. However, the political data include results from earlier elections that have been aggregated to the 2022 districts.⁴

The 2018 general election results for Ohio governor and the 2020 election results for U.S. president are provided along with the Republican Political Index for each election district. The Republican Political Index is based on percent of total votes for Republican candidates in the following races:

- 2016 U.S. Senate
- 2016 President
- 2018 U.S. Senate
- 2018 Ohio Attorney General
- 2018 Ohio Governor
- 2020 President

⁴ The elections database used was accessed from Dave's Redistricting App and was also used by multiple parties to the redistricting process in 2021/2022. The database is also available at <https://github.com/dra2020> and <https://dataverse.harvard.edu/dataverse/electionscience>. The method of estimating election results based on the 2020 Census geography is described in Amos, McDonald, and Watkins, "When Boundaries Collide, Constructing a National Database of Demographic and Voting Statistics," *Public Opinion Quarterly*, Vol. 81, Special Issue, 2017, pp. 385–400 (accessed at <https://dataverse.harvard.edu/file.xhtml?fileId=4513652&version=2.0>).

DISTRICT

DEMOGRAPHICS



CONGRESSIONAL

District	Age										Minority Voting Population			
	0-17		18-24		25-44		45-64		65 & older		African American, alone		Hispanic/Latino	
	%	Rank	%	Rank	%	Rank	%	Rank	%	Rank	%	Rank	%	Rank
1	23.0%	5	9.8%	5	27.4%	3	25.3%	14	14.6%	13	19.7%	3	3.5%	7
2	22.6%	6	7.9%	14	24.5%	8	27.7%	4	17.3%	8	2.0%	15	1.4%	15
3	22.3%	9	11.4%	1	32.0%	1	22.0%	15	12.4%	15	28.2%	2	5.6%	4
4	23.5%	3	8.8%	9	24.4%	9	26.6%	8	16.7%	9	4.6%	11	2.2%	13
5	22.4%	7	9.9%	3	23.3%	12	26.7%	7	17.7%	6	4.2%	12	7.1%	3
6	20.2%	15	8.2%	12	22.6%	14	28.1%	3	20.8%	1	6.4%	9	2.9%	11
7	21.4%	11	7.9%	13	23.1%	13	28.1%	2	19.5%	3	3.3%	14	3.4%	8
8	23.7%	2	9.7%	6	23.9%	10	26.4%	10	16.2%	12	12.4%	6	3.6%	6
9	22.4%	8	8.5%	10	24.5%	7	26.7%	6	17.9%	5	11.9%	7	7.1%	2
10	21.9%	10	9.9%	4	24.8%	5	25.7%	12	17.7%	7	16.9%	4	3.1%	9
11	21.2%	12	9.5%	8	27.1%	4	25.5%	13	16.7%	10	44.0%	1	7.3%	1
12	23.1%	4	10.3%	2	23.6%	11	26.5%	9	16.5%	11	3.6%	13	1.8%	14
13	21.2%	13	8.4%	11	24.7%	6	27.3%	5	18.4%	4	12.7%	5	2.4%	12
14	20.5%	14	9.5%	7	22.3%	15	28.2%	1	19.6%	2	4.9%	10	2.9%	10
15	24.0%	1	7.4%	15	29.0%	2	25.9%	11	13.6%	14	10.7%	8	4.7%	5
Ohio	22.2%		9.1%		25.1%		26.5%		17.0%		12.4%		3.9%	

SENATE

District	Age										Minority Voting Population			
	0-17		18-24		25-44		45-64		65 & older		African American, alone		Hispanic/Latino	
	%	Rank	%	Rank	%	Rank	%	Rank	%	Rank	%	Rank	%	Rank
1	23.0%	10	8.9%	11	23.4%	24	26.7%	17	18.0%	13	1.0%	33	5.9%	8
2	21.7%	21	12.5%	4	23.6%	22	25.4%	27	16.7%	22	14.6%	9	6.6%	6
3	23.9%	5	7.1%	31	29.2%	6	25.7%	25	14.1%	29	16.9%	7	4.1%	11
4	23.4%	7	12.4%	5	23.9%	19	25.5%	26	14.8%	27	8.2%	16	5.0%	9
5	22.6%	13	7.5%	27	23.6%	21	27.0%	16	19.3%	7	12.1%	12	1.7%	30
6	22.1%	18	10.2%	8	25.9%	7	25.1%	28	16.7%	23	19.2%	6	3.7%	16
7	24.5%	2	7.5%	28	25.4%	9	27.7%	8	14.9%	26	8.0%	17	3.0%	19
8	23.2%	9	6.9%	33	25.2%	10	27.1%	14	17.7%	17	15.6%	8	3.1%	17
9	22.3%	17	12.6%	3	29.4%	5	22.6%	32	13.1%	31	38.5%	2	3.9%	14
10	21.6%	22	10.4%	7	23.8%	20	26.1%	23	18.0%	14	6.7%	20	3.0%	18
11	22.5%	15	8.0%	21	25.7%	8	26.6%	19	17.2%	19	12.2%	11	6.6%	5
12	24.0%	4	8.5%	16	23.3%	27	26.4%	21	17.9%	15	4.4%	25	2.2%	23
13	22.0%	20	8.4%	18	23.2%	28	27.8%	6	18.6%	9	7.3%	19	9.7%	2
14	22.8%	11	7.8%	24	24.6%	12	27.7%	9	17.1%	20	1.5%	32	1.7%	31
15	24.5%	3	8.5%	17	31.8%	2	24.1%	31	11.2%	32	35.3%	3	7.5%	3
16	22.8%	12	7.0%	32	31.6%	3	25.1%	29	13.5%	30	6.2%	21	3.8%	15
17	22.5%	14	7.7%	25	24.2%	16	27.8%	7	17.7%	16	2.3%	30	1.2%	33
18	20.1%	32	7.4%	29	23.0%	30	28.9%	1	20.7%	3	11.6%	13	3.9%	13
19	26.0%	1	8.7%	12	23.9%	18	26.2%	22	15.1%	25	2.4%	29	2.1%	25
20	23.6%	6	8.5%	15	24.3%	15	27.4%	12	16.2%	24	5.5%	23	2.1%	26
21	21.5%	23	9.2%	10	24.4%	14	25.8%	24	19.0%	8	57.8%	1	2.2%	22
22	22.1%	19	8.3%	19	23.4%	23	27.6%	10	18.5%	10	3.8%	26	2.1%	27
23	20.4%	29	10.1%	9	29.7%	4	25.1%	30	14.7%	28	27.1%	5	10.5%	1
24	20.5%	28	7.7%	26	24.0%	17	28.3%	3	19.5%	5	4.8%	24	6.9%	4
25	21.4%	24	15.9%	1	32.7%	1	19.5%	33	10.4%	33	27.1%	4	6.1%	7
26	22.4%	16	8.2%	20	24.5%	13	27.5%	11	17.4%	18	2.6%	28	4.1%	12
27	21.2%	26	7.3%	30	25.0%	11	28.3%	2	18.2%	12	8.7%	15	1.9%	29
28	20.2%	30	12.8%	2	23.3%	26	26.6%	18	17.0%	21	14.5%	10	2.3%	21
29	21.4%	25	8.6%	14	23.4%	25	27.2%	13	19.4%	6	7.8%	18	2.2%	24
30	18.8%	33	11.8%	6	22.5%	32	27.1%	15	19.8%	4	3.1%	27	1.2%	32
31	23.3%	8	8.7%	13	23.0%	29	26.5%	20	18.4%	11	1.6%	31	2.0%	28
32	21.0%	27	7.8%	23	22.0%	33	28.3%	4	20.9%	1	5.8%	22	2.5%	20
33	20.2%	31	8.0%	22	22.8%	31	28.2%	5	20.8%	2	10.1%	14	4.6%	10
Ohio	22.2%		9.1%		25.1%		26.5%		17.0%		12.4%		3.9%	



Education

No high school degree		High school grad		College grad		Post grad		Median Household Income		Median Home Value		Poverty Population	
%	Rank	%	Rank	%	Rank	%	Rank	\$	Rank	\$	Rank	%	Rank
7.9%	13	92.1%	3	43.5%	1	17.8%	1	\$64,452	4	\$203,064	1	13.3%	7
12.6%	1	87.4%	15	19.2%	14	7.1%	14	\$54,600	13	\$140,963	10	15.6%	3
8.3%	10	91.7%	6	43.2%	2	16.5%	2	\$59,526	7	\$197,619	2	16.8%	2
8.2%	11	91.8%	5	26.3%	9	9.9%	9	\$63,522	5	\$156,302	7	10.1%	14
8.7%	9	91.3%	7	22.6%	13	8.2%	13	\$57,446	10	\$140,959	11	12.1%	11
9.6%	5	90.4%	11	18.8%	15	6.5%	15	\$50,344	14	\$115,237	14	14.8%	6
6.8%	15	93.2%	1	35.5%	3	13.3%	3	\$71,805	1	\$177,786	3	7.2%	15
8.2%	12	91.8%	4	28.8%	8	10.0%	8	\$66,326	2	\$158,575	6	11.0%	13
9.0%	8	91.0%	8	25.0%	11	9.2%	11	\$54,884	12	\$131,001	13	14.8%	5
9.0%	7	91.0%	9	29.6%	7	12.2%	5	\$55,742	11	\$134,672	12	15.2%	4
12.0%	2	88.0%	14	29.7%	6	13.2%	4	\$41,803	15	\$100,526	15	23.2%	1
10.7%	3	89.3%	13	24.9%	12	8.9%	12	\$61,144	6	\$168,895	4	12.6%	9
7.7%	14	92.3%	2	30.9%	5	11.2%	6	\$58,005	9	\$150,312	8	13.0%	8
9.3%	6	90.7%	10	25.7%	10	9.3%	10	\$58,317	8	\$149,487	9	12.3%	10
10.0%	4	90.0%	12	31.0%	4	11.1%	7	\$65,388	3	\$163,614	5	11.9%	12
9.2%		90.8%		28.9%		10.9%		\$58,334		\$151,368		13.6%	

Education

No high school degree		High school grad		College grad		Post grad		Median Household Income		Median Home Value		Poverty Population	
%	Rank	%	Rank	%	Rank	%	Rank	\$	Rank	\$	Rank	%	Rank
7.7%	26	92.3%	8	19.8%	28	7.1%	28	\$58,399	17	\$130,493	24	10.1%	23
10.5%	9	89.5%	25	23.2%	23	8.7%	23	\$48,944	28	\$128,474	26	19.3%	6
8.5%	20	91.5%	14	33.8%	10	11.8%	13	\$70,388	4	\$175,659	7	9.1%	26
8.5%	21	91.5%	13	32.0%	11	11.2%	15	\$69,075	7	\$183,024	6	11.8%	19
8.6%	19	91.4%	15	21.7%	25	7.7%	25	\$59,759	13	\$132,043	23	10.7%	21
9.9%	12	90.1%	22	31.1%	13	12.5%	11	\$52,220	24	\$129,618	25	17.6%	7
5.5%	33	94.5%	1	48.6%	1	20.2%	1	\$87,422	1	\$250,096	2	6.6%	33
7.0%	28	93.0%	6	34.7%	8	12.3%	12	\$69,714	5	\$155,319	14	9.0%	27
10.8%	7	89.2%	27	36.3%	7	14.8%	6	\$45,727	31	\$141,249	18	22.3%	2
8.5%	22	91.5%	12	29.1%	15	13.0%	10	\$59,919	12	\$151,497	15	13.1%	17
7.9%	24	92.1%	10	30.3%	14	11.5%	14	\$57,835	18	\$136,074	22	13.5%	15
8.8%	17	91.2%	17	18.2%	31	6.7%	31	\$59,374	14	\$137,807	21	10.3%	22
9.8%	13	90.2%	21	25.0%	21	9.1%	20	\$59,351	15	\$156,996	13	12.8%	18
11.9%	5	88.1%	29	23.2%	24	8.8%	22	\$59,271	16	\$157,179	12	13.9%	13
12.2%	4	87.8%	30	28.7%	16	10.2%	17	\$49,612	26	\$143,969	16	20.5%	5
6.5%	30	93.5%	4	46.8%	2	18.3%	2	\$78,338	3	\$233,944	3	8.9%	30
13.7%	2	86.3%	32	15.0%	33	5.4%	33	\$49,071	27	\$117,858	29	17.5%	8
6.5%	31	93.5%	3	34.6%	9	14.3%	8	\$67,220	10	\$173,347	8	8.2%	31
10.0%	11	90.0%	23	39.9%	4	15.2%	4	\$83,582	2	\$256,465	1	8.0%	32
7.4%	27	92.6%	7	27.4%	18	9.3%	19	\$68,713	8	\$187,401	4	9.8%	24
9.4%	16	90.6%	18	31.5%	12	14.9%	5	\$43,246	32	\$94,180	33	21.0%	3
8.3%	23	91.7%	11	26.6%	19	9.1%	21	\$63,189	11	\$164,597	11	9.4%	25
14.0%	1	86.0%	33	25.8%	20	9.8%	18	\$41,793	33	\$110,548	31	24.5%	1
6.8%	29	93.2%	5	38.6%	5	14.6%	7	\$69,138	6	\$173,332	9	8.9%	29
9.6%	14	90.4%	20	45.2%	3	17.2%	3	\$56,502	20	\$185,281	5	21.0%	4
8.7%	18	91.3%	16	19.0%	29	6.5%	32	\$57,607	19	\$128,390	27	10.9%	20
6.0%	32	94.0%	2	37.2%	6	13.7%	9	\$68,128	9	\$172,190	10	8.9%	28
10.1%	10	89.9%	24	28.0%	17	10.5%	16	\$53,338	23	\$141,336	17	15.2%	12
7.7%	25	92.3%	9	24.1%	22	8.5%	24	\$54,966	21	\$139,699	20	13.6%	14
10.6%	8	89.4%	26	18.2%	32	7.6%	26	\$48,180	30	\$113,164	30	17.1%	9
12.5%	3	87.5%	31	18.8%	30	6.8%	30	\$54,931	22	\$139,700	19	13.2%	16
11.0%	6	89.0%	28	20.8%	27	6.9%	29	\$51,918	25	\$126,802	28	15.9%	11
9.6%	15	90.4%	19	20.9%	26	7.2%	27	\$48,434	29	\$109,502	32	16.1%	10
9.2%		90.8%		28.9%		10.9%		\$58,334		\$151,368		13.6%	

DISTRICT

DEMOGRAPHICS



HOUSE	District	Age										Minority Voting Population			
		0-17		18-24		25-44		45-64		65 & older		African American, alone		Hispanic/Latino	
		%	Rank	%	Rank	%	Rank	%	Rank	%	Rank	%	Rank	%	Rank
	1	21.7%	61	9.1%	26	32.5%	4	23.5%	90	13.1%	89	40.6%	7	4.7%	28
	2	25.4%	7	8.0%	53	30.8%	10	24.4%	86	11.5%	94	50.2%	4	7.3%	11
	3	22.6%	43	15.5%	8	34.5%	2	18.2%	98	9.2%	98	42.5%	6	5.9%	18
	4	23.8%	21	6.7%	92	29.5%	12	25.5%	75	14.6%	76	10.7%	30	3.4%	44
	5	24.8%	11	7.2%	84	29.5%	13	25.3%	78	13.3%	87	23.6%	16	4.1%	38
	6	26.4%	2	8.3%	42	32.1%	6	24.6%	84	8.7%	99	13.7%	25	10.8%	4
	7	15.6%	99	25.2%	1	30.9%	9	17.8%	99	10.5%	97	4.1%	61	4.5%	32
	8	21.1%	70	7.0%	87	35.6%	1	22.1%	95	14.2%	83	10.2%	32	4.8%	26
	9	25.9%	5	7.4%	79	32.8%	3	22.5%	94	11.5%	93	34.1%	14	7.9%	7
	10	23.4%	30	7.3%	82	28.7%	14	26.3%	68	14.4%	80	16.5%	22	4.7%	27
	11	26.1%	3	6.0%	99	30.9%	8	25.8%	72	11.1%	95	3.9%	64	4.6%	30
	12	20.9%	75	8.2%	44	28.0%	16	27.6%	31	15.3%	72	4.3%	58	1.9%	79
	13	21.0%	73	9.0%	28	32.3%	5	24.4%	85	13.2%	88	13.2%	26	15.3%	2
	14	19.2%	94	8.5%	34	26.0%	26	27.4%	34	18.9%	29	8.5%	42	8.4%	6
	15	19.6%	92	8.3%	41	26.1%	25	29.0%	8	16.9%	58	7.7%	43	12.5%	3
	16	21.7%	62	8.3%	43	22.3%	88	27.9%	23	19.9%	21	3.3%	70	3.6%	42
	17	20.3%	85	6.5%	95	23.5%	66	28.0%	21	21.8%	1	3.3%	69	4.3%	36
	18	22.0%	57	8.5%	36	24.6%	41	27.3%	40	17.7%	49	73.9%	1	2.5%	59
	19	20.5%	82	6.3%	96	22.5%	84	29.2%	6	21.6%	4	22.2%	18	3.0%	51
	20	21.1%	71	12.7%	9	30.5%	11	23.6%	89	12.2%	91	59.1%	2	7.6%	10
	21	19.6%	91	9.0%	29	23.6%	59	27.8%	27	20.0%	20	45.8%	5	2.0%	71
	22	22.9%	37	10.3%	17	24.9%	40	22.5%	93	19.4%	27	53.6%	3	2.3%	64
	23	17.9%	97	8.4%	38	24.5%	42	28.4%	16	20.8%	11	9.8%	35	1.9%	76
	24	23.6%	25	12.5%	10	31.9%	7	21.3%	96	10.7%	96	37.9%	10	4.3%	35
	25	21.1%	72	18.7%	4	28.0%	17	20.5%	97	11.8%	92	37.7%	11	4.6%	31
	26	22.2%	54	6.8%	90	28.5%	15	25.8%	73	16.7%	60	39.7%	8	2.7%	53
	27	24.3%	15	6.9%	89	25.8%	27	27.2%	43	15.8%	68	16.2%	23	3.0%	50
	28	21.8%	59	6.6%	94	25.7%	28	26.5%	60	19.5%	25	18.2%	21	5.6%	21
	29	23.8%	20	7.2%	83	25.6%	29	27.6%	29	15.8%	69	23.3%	17	1.8%	80
	30	24.1%	18	6.9%	88	24.2%	48	27.1%	47	17.6%	52	5.3%	52	1.9%	73
	31	20.6%	80	6.2%	97	22.7%	81	30.3%	1	20.2%	16	9.6%	37	2.3%	62
	32	21.8%	60	8.1%	47	25.2%	35	28.2%	18	16.7%	61	11.6%	29	1.9%	77
	33	21.5%	64	12.2%	11	26.3%	23	24.6%	82	15.3%	73	34.8%	12	3.5%	43
	34	21.1%	69	7.5%	75	27.1%	22	26.5%	61	17.8%	45	4.7%	55	1.6%	82
	35	21.0%	74	8.5%	35	21.5%	97	28.9%	10	20.2%	17	2.1%	82	1.2%	96
	36	22.5%	46	7.9%	56	27.7%	19	25.5%	77	16.4%	64	11.8%	28	3.4%	45
	37	22.5%	47	6.0%	98	24.5%	43	26.4%	65	20.6%	13	5.2%	53	3.3%	48
	38	21.5%	65	16.0%	7	25.5%	31	23.7%	88	13.4%	86	38.7%	9	4.3%	34
	39	21.5%	66	7.1%	85	23.3%	70	26.9%	55	21.2%	6	28.2%	15	2.1%	67
	40	23.5%	27	8.0%	55	23.5%	64	27.1%	48	17.9%	44	5.8%	49	1.5%	85
	41	22.4%	48	6.6%	93	24.3%	47	27.8%	26	18.8%	30	4.5%	56	6.6%	16
	42	22.8%	39	6.7%	91	25.5%	30	27.3%	41	17.7%	50	10.0%	34	7.6%	9
	43	22.2%	53	10.7%	15	27.3%	20	24.6%	83	15.1%	75	21.9%	19	5.6%	20
	44	24.3%	16	11.2%	12	25.1%	36	25.3%	80	14.2%	84	34.5%	13	9.6%	5
	45	24.3%	14	8.2%	46	25.4%	32	26.4%	63	15.7%	70	10.1%	33	5.7%	19
	46	25.4%	6	8.7%	32	23.8%	56	27.7%	28	14.4%	79	7.4%	44	4.4%	33
	47	20.4%	83	20.3%	2	22.4%	85	22.6%	92	14.2%	82	7.0%	45	5.0%	25
	48	21.4%	67	9.7%	22	22.0%	91	26.9%	54	20.0%	19	4.1%	62	1.4%	86
	49	22.9%	38	8.4%	39	24.9%	39	26.1%	70	17.8%	47	15.7%	24	3.9%	40
	50	19.9%	89	7.7%	63	23.4%	67	28.6%	12	20.4%	15	4.0%	63	1.3%	88
	Ohio	22.2%		9.1%		25.1%		26.5%		17.0%		12.4%		3.9%	



Education														
No high school degree		High school grad		College grad		Post grad		Median Household Income		Median Home Value		Poverty Population		
%	Rank	%	Rank	%	Rank	%	Rank	\$	Rank	\$	Rank	%	Rank	
12.2%	20	87.8%	80	35.3%	23	15.0%	19	\$44,281	88	\$177,807	24	26.4%	7	
11.4%	27	88.6%	73	21.9%	66	6.4%	81	\$47,658	81	\$119,860	79	17.2%	22	
15.4%	4	84.6%	96	31.6%	33	10.9%	35	\$43,071	91	\$111,408	87	30.9%	3	
4.4%	92	95.6%	8	53.7%	5	20.2%	9	\$93,380	5	\$236,171	8	4.7%	98	
8.3%	57	91.7%	43	26.5%	48	9.0%	54	\$63,613	35	\$155,740	44	8.1%	82	
13.0%	13	87.0%	87	29.0%	41	9.1%	53	\$56,789	55	\$150,959	48	18.2%	19	
3.8%	95	96.2%	5	72.0%	1	31.4%	1	\$72,376	20	\$353,122	1	15.3%	31	
3.8%	96	96.2%	4	55.6%	4	22.2%	5	\$73,327	16	\$241,055	7	8.8%	74	
9.3%	43	90.7%	57	34.7%	24	10.7%	39	\$58,159	51	\$161,219	36	15.9%	29	
12.7%	17	87.3%	83	21.7%	67	6.6%	80	\$60,519	45	\$143,721	52	14.1%	36	
4.2%	94	95.8%	6	61.4%	2	24.4%	4	\$96,708	3	\$281,141	5	6.4%	92	
12.1%	22	87.9%	78	21.4%	69	7.4%	66	\$66,880	28	\$174,259	26	11.8%	55	
13.5%	10	86.5%	90	31.8%	32	11.5%	32	\$44,749	87	\$121,887	74	22.2%	11	
9.6%	38	90.4%	62	22.0%	65	6.9%	72	\$54,165	67	\$114,995	82	12.7%	48	
10.5%	32	89.5%	68	29.3%	39	9.8%	46	\$56,747	57	\$157,577	38	12.8%	45	
4.2%	93	95.8%	7	44.5%	15	17.6%	13	\$81,111	10	\$178,971	22	6.5%	91	
5.5%	84	94.5%	16	42.3%	17	16.7%	17	\$71,881	22	\$181,343	20	7.4%	87	
13.9%	9	86.1%	91	13.8%	98	5.2%	96	\$33,487	97	\$63,323	99	28.2%	4	
4.9%	87	95.1%	13	45.4%	12	20.8%	7	\$70,672	25	\$230,942	9	8.1%	83	
19.0%	2	81.0%	98	23.5%	58	11.1%	34	\$28,184	99	\$66,014	98	38.9%	1	
7.5%	70	92.5%	30	34.1%	26	14.1%	24	\$47,107	83	\$113,158	85	16.2%	27	
6.9%	73	93.1%	27	47.1%	9	25.8%	3	\$52,806	70	\$131,769	60	18.3%	17	
6.5%	77	93.5%	23	29.5%	38	10.8%	38	\$61,334	43	\$146,612	50	7.8%	85	
12.4%	19	87.6%	81	34.6%	25	13.1%	26	\$41,847	93	\$129,234	64	26.6%	6	
11.9%	23	88.1%	77	33.3%	28	14.7%	20	\$38,847	94	\$129,316	63	26.0%	8	
8.4%	54	91.6%	46	40.2%	19	16.4%	18	\$57,658	52	\$156,011	42	14.7%	34	
4.8%	88	95.2%	12	57.6%	3	25.9%	2	\$81,756	8	\$291,078	4	9.9%	67	
6.4%	80	93.6%	20	45.7%	11	19.0%	12	\$72,515	19	\$173,301	28	8.4%	80	
8.5%	53	91.5%	47	24.6%	53	6.8%	76	\$62,542	38	\$136,876	57	11.3%	58	
6.2%	81	93.8%	19	32.6%	29	10.5%	40	\$73,921	14	\$153,692	46	7.4%	86	
4.5%	90	95.5%	10	44.7%	14	17.1%	16	\$85,206	7	\$214,709	11	5.0%	96	
10.0%	35	90.0%	65	20.8%	70	6.7%	77	\$50,864	73	\$109,806	89	14.8%	33	
13.9%	8	86.1%	92	22.2%	64	7.8%	64	\$38,077	95	\$80,165	95	25.7%	9	
3.5%	98	96.5%	2	46.4%	10	17.4%	14	\$72,313	21	\$183,612	18	6.7%	89	
8.8%	51	91.2%	49	29.6%	37	10.1%	44	\$67,739	26	\$164,996	33	7.0%	88	
9.0%	47	91.0%	53	31.0%	36	12.5%	29	\$53,369	68	\$115,756	80	16.6%	25	
5.7%	83	94.3%	17	42.5%	16	17.3%	15	\$75,029	13	\$183,041	19	8.5%	77	
15.3%	6	84.7%	94	19.3%	76	7.4%	65	\$35,994	96	\$72,316	96	27.4%	5	
9.4%	41	90.6%	59	23.0%	60	7.9%	63	\$51,216	72	\$120,757	76	15.2%	32	
7.9%	62	92.1%	38	20.6%	72	7.1%	67	\$65,738	31	\$129,389	62	8.2%	81	
6.7%	76	93.3%	24	32.0%	31	13.0%	28	\$67,280	27	\$148,742	49	9.9%	66	
8.2%	59	91.8%	41	31.5%	34	11.3%	33	\$59,386	47	\$157,364	39	13.1%	43	
8.8%	52	91.2%	48	27.4%	46	10.1%	43	\$48,832	79	\$103,640	91	17.5%	20	
17.6%	3	82.4%	97	13.7%	99	5.0%	98	\$32,899	98	\$67,732	97	31.6%	2	
6.4%	79	93.6%	21	41.7%	18	14.4%	22	\$81,665	9	\$207,020	13	6.7%	90	
9.3%	42	90.7%	58	28.8%	42	9.9%	45	\$72,688	17	\$180,033	21	11.8%	56	
9.9%	36	90.1%	64	24.5%	55	9.2%	52	\$57,066	54	\$157,076	40	17.4%	21	
6.0%	82	94.0%	18	28.6%	43	10.2%	41	\$62,061	41	\$161,549	34	10.2%	63	
9.8%	37	90.2%	63	24.6%	54	9.4%	49	\$45,959	85	\$125,515	68	20.6%	14	
7.5%	69	92.5%	31	18.9%	78	5.9%	87	\$56,783	56	\$127,066	67	10.4%	61	
9.2%		90.8%		28.9%		10.9%		\$58,334		\$151,368		13.6%		

DISTRICT

DEMOGRAPHICS



HOUSE	District	Age										Minority Voting Population			
		0-17		18-24		25-44		45-64		65 & older		African American, alone		Hispanic/Latino	
		%	Rank	%	Rank	%	Rank	%	Rank	%	Rank	%	Rank	%	Rank
	51	23.1%	34	7.6%	69	22.8%	79	26.9%	53	19.6%	23	0.6%	99	2.7%	55
	52	23.7%	23	7.5%	74	24.4%	44	26.5%	62	17.9%	42	8.7%	40	6.6%	15
	53	23.3%	31	7.7%	67	23.8%	57	27.4%	33	17.8%	46	9.7%	36	17.1%	1
	54	19.1%	95	10.0%	19	21.3%	98	29.4%	3	20.1%	18	3.3%	68	5.2%	24
	55	25.1%	9	8.0%	54	22.9%	76	28.0%	20	16.0%	66	1.2%	90	2.5%	58
	56	24.2%	17	7.6%	68	27.3%	21	28.0%	22	12.9%	90	6.0%	48	3.3%	46
	57	21.9%	58	7.4%	80	21.8%	94	29.2%	5	19.7%	22	3.1%	72	6.8%	13
	58	19.7%	90	7.6%	70	24.2%	49	27.6%	30	20.9%	10	6.1%	47	5.5%	23
	59	20.1%	87	8.9%	30	21.8%	95	28.3%	17	20.9%	8	21.1%	20	6.4%	17
	60	25.3%	8	8.9%	31	24.2%	50	27.3%	39	14.3%	81	2.3%	78	2.5%	57
	61	26.8%	1	7.1%	86	25.1%	38	27.4%	35	13.6%	85	4.1%	60	2.7%	54
	62	23.4%	29	7.5%	71	25.2%	34	27.0%	52	16.9%	57	1.6%	87	2.4%	61
	63	22.7%	41	7.9%	59	24.4%	45	29.1%	7	16.0%	67	0.8%	94	1.3%	87
	64	20.2%	86	8.0%	51	23.4%	69	27.4%	36	21.0%	7	11.8%	27	2.4%	60
	65	22.5%	44	7.3%	81	21.6%	96	27.8%	25	20.6%	12	2.0%	83	1.1%	97
	66	22.4%	49	7.4%	78	22.8%	77	29.2%	4	18.1%	39	1.4%	88	1.9%	72
	67	22.3%	51	9.1%	25	23.1%	74	27.5%	32	17.9%	43	1.1%	92	2.3%	65
	68	22.6%	42	10.0%	20	23.9%	53	26.6%	58	16.8%	59	3.5%	67	2.3%	63
	69	23.6%	26	7.5%	76	23.6%	62	28.9%	9	16.4%	63	3.7%	66	1.2%	94
	70	20.8%	77	10.9%	14	26.2%	24	25.9%	71	16.2%	65	5.2%	54	3.3%	47
	71	20.8%	76	11.1%	13	22.4%	86	27.0%	51	18.7%	31	5.5%	50	2.1%	68
	72	18.2%	96	17.9%	6	22.0%	92	26.4%	66	15.7%	71	5.5%	51	2.2%	66
	73	24.6%	12	8.2%	45	25.3%	33	26.6%	59	15.3%	74	9.1%	39	2.8%	52
	74	23.2%	32	9.3%	24	22.9%	75	25.5%	76	19.0%	28	9.5%	38	3.8%	41
	75	20.4%	84	18.7%	5	23.6%	60	22.9%	91	14.5%	77	2.5%	76	5.5%	22
	76	21.7%	63	8.3%	40	24.3%	46	26.1%	69	19.5%	24	8.7%	41	2.0%	70
	77	24.4%	13	9.7%	21	22.8%	78	25.3%	79	17.8%	48	1.2%	89	2.0%	69
	78	23.1%	33	9.4%	23	23.8%	55	25.7%	74	18.0%	41	10.4%	31	3.1%	49
	79	20.8%	78	7.5%	73	22.6%	82	28.6%	13	20.5%	14	2.1%	81	1.9%	75
	80	23.0%	35	7.5%	72	23.9%	54	27.1%	49	18.5%	33	1.7%	84	1.6%	83
	81	23.5%	28	7.8%	61	23.4%	68	27.2%	45	18.2%	38	0.7%	97	7.1%	12
	82	23.7%	24	7.9%	57	23.1%	73	26.7%	57	18.5%	32	1.1%	93	6.7%	14
	83	22.0%	56	10.7%	16	23.7%	58	26.3%	67	17.3%	53	1.2%	91	4.1%	37
	84	24.8%	10	7.9%	58	22.4%	87	26.4%	64	18.5%	34	0.7%	98	1.9%	74
	85	24.0%	19	8.1%	48	23.6%	61	27.0%	50	17.3%	55	2.1%	79	1.6%	81
	86	23.0%	36	8.0%	52	27.8%	18	26.8%	56	14.4%	78	4.3%	57	2.5%	56
	87	22.0%	55	7.5%	77	22.6%	83	28.5%	15	19.4%	26	0.8%	95	1.9%	78
	88	22.2%	52	9.1%	27	23.3%	71	27.1%	46	18.3%	36	2.9%	73	7.8%	8
	89	20.6%	79	7.7%	64	21.9%	93	28.2%	19	21.6%	2	6.5%	46	4.6%	29
	90	22.3%	50	8.1%	50	24.0%	51	27.2%	44	18.4%	35	2.1%	80	1.3%	89
	91	23.7%	22	7.8%	60	23.6%	63	27.4%	38	17.6%	51	1.6%	85	1.3%	90
	92	21.2%	68	7.7%	65	25.1%	37	28.7%	11	17.3%	54	3.8%	65	1.2%	92
	93	22.7%	40	7.8%	62	24.0%	52	27.3%	42	18.2%	37	1.6%	86	1.1%	98
	94	17.3%	98	19.2%	3	22.2%	90	24.8%	81	16.5%	62	2.3%	77	1.5%	84
	95	19.9%	88	7.7%	66	23.1%	72	27.9%	24	21.4%	5	2.7%	75	1.0%	99
	96	19.2%	93	8.4%	37	22.2%	89	28.6%	14	21.6%	3	4.3%	59	1.2%	95
	97	22.5%	45	8.6%	33	23.5%	65	27.4%	37	18.0%	40	2.9%	74	1.2%	93
	98	25.9%	4	10.1%	18	22.7%	80	24.2%	87	17.1%	56	0.7%	96	1.3%	91
	99	20.5%	81	8.1%	49	20.9%	99	29.6%	2	20.9%	9	3.3%	71	3.9%	39
	Ohio	22.2%		9.1%		25.1%		26.5%		17.0%		12.4%		3.9%	



Education													
No high school degree		High school grad		College grad		Post grad		Median Household Income		Median Home Value		Poverty Population	
%	Rank	%	Rank	%	Rank	%	Rank	\$	Rank	\$	Rank	%	Rank
12.5%	18	87.5%	82	17.1%	85	5.7%	89	\$55,649	60	\$134,900	58	12.1%	54
9.4%	39	90.6%	61	26.9%	47	9.5%	48	\$59,145	48	\$154,469	45	12.9%	44
11.0%	31	89.0%	69	25.2%	49	9.3%	50	\$54,569	64	\$141,410	55	16.3%	26
8.9%	49	91.1%	51	23.0%	61	8.6%	56	\$65,104	32	\$170,077	31	9.0%	73
6.8%	75	93.2%	25	37.1%	21	14.2%	23	\$85,913	6	\$220,620	10	5.5%	95
5.1%	85	94.9%	15	50.1%	8	19.8%	11	\$93,938	4	\$258,900	6	4.2%	99
8.1%	61	91.9%	39	29.1%	40	11.5%	31	\$71,601	23	\$178,881	23	8.8%	75
6.4%	78	93.6%	22	28.0%	44	9.6%	47	\$54,766	62	\$120,636	77	12.3%	52
11.1%	30	88.9%	70	20.2%	73	6.9%	74	\$42,716	92	\$96,145	93	21.3%	13
3.7%	97	96.3%	3	52.2%	7	20.6%	8	\$104,077	2	\$308,740	2	5.6%	94
3.3%	99	96.7%	1	52.7%	6	19.9%	10	\$106,901	1	\$304,653	3	4.8%	97
7.8%	65	92.2%	35	33.7%	27	12.4%	30	\$73,587	15	\$192,948	16	7.8%	84
13.4%	11	86.6%	89	19.4%	75	7.1%	70	\$63,655	33	\$158,268	37	12.7%	47
10.0%	34	90.0%	66	20.0%	74	6.3%	83	\$43,261	90	\$92,247	94	19.9%	15
12.7%	16	87.3%	84	16.9%	87	6.0%	85	\$54,312	65	\$129,597	61	13.8%	38
5.0%	86	95.0%	14	37.5%	20	13.1%	27	\$79,824	11	\$210,665	12	5.9%	93
7.6%	68	92.4%	32	25.0%	50	8.2%	59	\$65,918	30	\$170,660	29	8.8%	76
7.6%	66	92.4%	34	27.6%	45	9.3%	51	\$62,650	37	\$176,198	25	10.9%	59
7.6%	67	92.4%	33	23.6%	57	7.9%	62	\$72,567	18	\$185,840	17	9.2%	71
4.7%	89	95.3%	11	45.2%	13	21.8%	6	\$78,541	12	\$196,649	15	9.8%	68
8.9%	50	91.1%	50	23.8%	56	10.2%	42	\$57,184	53	\$142,939	54	12.8%	46
7.2%	72	92.8%	28	32.5%	30	14.0%	25	\$58,864	49	\$161,409	35	12.6%	49
6.9%	74	93.1%	26	31.1%	35	10.8%	36	\$70,894	24	\$196,859	14	9.5%	70
11.8%	26	88.2%	74	18.3%	81	6.8%	75	\$49,098	77	\$114,447	83	16.7%	24
4.5%	91	95.5%	9	36.4%	22	14.5%	21	\$63,631	34	\$173,342	27	13.7%	39
12.1%	21	87.9%	79	17.8%	82	6.0%	86	\$49,279	75	\$115,147	81	13.7%	40
13.2%	12	86.8%	88	22.5%	62	8.5%	57	\$61,378	42	\$156,281	41	10.7%	60
9.1%	45	90.9%	55	18.4%	80	7.1%	69	\$53,295	69	\$123,106	71	12.3%	53
11.2%	29	88.8%	71	14.3%	97	5.1%	97	\$49,207	76	\$107,563	90	14.5%	35
8.3%	56	91.7%	44	21.5%	68	7.9%	61	\$62,882	36	\$151,396	47	8.5%	78
7.4%	71	92.6%	29	16.7%	89	5.6%	90	\$58,705	50	\$127,982	65	9.1%	72
7.9%	63	92.1%	37	19.1%	77	6.7%	78	\$60,565	44	\$124,122	69	9.6%	69
7.8%	64	92.2%	36	23.4%	59	8.8%	55	\$56,283	59	\$139,495	56	11.5%	57
8.2%	60	91.8%	40	18.7%	79	6.9%	73	\$62,147	40	\$145,480	51	8.5%	79
9.0%	46	91.0%	54	17.6%	83	6.1%	84	\$62,388	39	\$143,040	53	10.3%	62
8.3%	55	91.7%	45	24.8%	52	8.3%	58	\$66,007	29	\$169,930	32	10.0%	65
9.4%	40	90.6%	60	15.5%	94	5.3%	94	\$55,230	61	\$121,929	73	10.1%	64
8.2%	58	91.8%	42	16.9%	86	5.8%	88	\$54,258	66	\$114,179	84	12.4%	50
9.1%	44	90.9%	56	20.7%	71	7.1%	68	\$54,664	63	\$134,686	59	12.4%	51
14.8%	7	85.2%	93	15.8%	92	6.6%	79	\$43,310	89	\$112,288	86	21.6%	12
15.3%	5	84.7%	95	14.4%	96	5.6%	91	\$48,990	78	\$122,117	72	18.2%	18
12.9%	15	87.1%	85	14.6%	95	5.0%	99	\$50,601	74	\$120,936	75	15.8%	30
13.0%	14	87.0%	86	15.9%	91	5.6%	92	\$47,929	80	\$110,289	88	18.3%	16
11.8%	25	88.2%	75	22.2%	63	10.8%	37	\$44,810	86	\$120,045	78	22.4%	10
11.2%	28	88.8%	72	17.1%	84	6.9%	71	\$52,629	71	\$127,379	66	13.1%	42
8.9%	48	91.1%	52	15.6%	93	5.3%	95	\$47,034	84	\$96,889	92	15.9%	28
11.9%	24	88.1%	76	16.8%	88	6.4%	82	\$47,206	82	\$124,015	70	16.9%	23
22.3%	1	77.7%	99	16.1%	90	5.6%	93	\$56,461	58	\$155,880	43	13.3%	41
10.5%	33	89.5%	67	25.0%	51	8.1%	60	\$60,498	46	\$170,506	30	13.8%	37
9.2%		90.8%		28.9%		10.9%		\$58,334		\$151,368		13.6%	

INDEX

BY NAME



A	
Abdullahi, Munira	91
Abrams, Cindy	112
Alterman, Mikhail	68
Anderson, Kristopher	116
Antonio, Nickie	70
Austin, Jolene	96
B	
Baker, Rachel	110
Balderson, Troy	40
Baldrige, Brian	176
Baldwin, Craig	18
Barhorst, Tim	171
Beach IV, Ronald	87
Beatty, Joyce	29
Bell, David	18
Bennett, Joy	140
Bigham, Beth	117
Bird, Adam	148
Blackshear Jr., Willis	121
Boggs, Kristin	21
Boone, Garry	64
Breadon, John	108
Brennan, Sean	96
Brenner, Andrew	66
Brent, Juanita	105
Brewer, Darnell	100
Brewer, Eric	38
Brough, Ron	101
Brown, Richard	87
Brown, Shontel	38
Brunner, Jennifer	10
Burge, Drew	152
Burgess, Bryan	138
C	
Callahan, Lynne	21
Callender, Jamie	141
Carey, Mike	43
Carr, Donna	20
Carruthers, Sara	131
Caruso, Addison	119
Chabot, Steve	27
Claggett, Thad	153
Clark, Chelsea	6
Click, Gary	174
Clyde, Kathleen	157
Collins, Christina	151
Conrath, Tanya	180
Cox, Amy	123
Craig, Hearcel	61
Creech, Rodney	123
Cross, Jon	169
Crossman, Jeff	6
Crowe, Amber	21
Cutrona, Al	142
D	
Dallas, David	53
Darrow, Rita	114
Davey, Keith	95
Davidson, Warren	35
Dean, Bill	156
Dell'Aquila, Richard	97
Demetriou, Steve	118
DeMora, Bill	72
Denson, Sedrick	109
DeWine, Mike	6
DeWine, Pat	12
Dia, Tony	57
Diemer, Matthew	34
DiPalma, Charlie	182
Dobos, David	92
Dodson, Andrew	176
Donofrio, Gene	19
Dorrian, Julia	21
Duffee, James	156
E	
Eastham, Taylor	164
Edelstein, Carly	21
Edwards, Jay	180
Eklund, John	22
Eliopoulos, Anthony	59
Enoch, Vanessa	35
Esrati, David	37
F	
Faber, Keith	6
Ferguson, Ron	182
Fischer, Pat	11
Flick, Brian	147
Forbes, Lisa	19
Forhan, Elliot	104
Fowler Arthur, Sarah	185
G	
Gallagher, Eileen	20
Gallagher, Marty	137
Galonski, Tavia	116
Gesiotto Gilbert, Madison	41
Ghanbari, Haraz	160
Giroux, Jennifer	110
Goetz, Patricia	74
Gooch, Mark	162
Greenfield, Troy	99
Grim, Michele	127
Gross, Jennifer	129
H	
Hagan, Bob	80
Hall, Thomas	130
Hanni, Mark	19
Harris, Russell	92
Hendricks, Wendi	127
Hicks-Hudson, Paula	57
Hillyer, Brett	135
Holmes, Adam	183
Homstad, Annie	184
Hoops, James	166
Horn, Chuck	129
Huffman, Mary Kate	17
Huffman, Stephen	51
Humphrey, Latyna	84
I	
Ingram, Catherine	55
Isaacsohn, Dani	107
J	
Jackson, Leronda	122
Jamison, Terri	11
Jarrells, Dontavius	83
John, Marilyn	161
Johnson, Bill	32
Johnson, Mark	178
Jones, Don	181
Jordan, Jim	30
Jordan, Kris	144
Josephson, Gary	43
Joyce, David	42
K	
Kaptur, Marcy	36
Kennedy, Sharon	10
Keough, Kathleen Ann	19
Kick, Darrell	184
Kilbane, Mary Eileen	19
Kilboy, Matt	42
King, Andrew	18
King, Angela	170
Kinsley, Jennifer	17
Klopfenstein, Roy	168
Koehler, Adam	107
L	
Lamb, Michael	98
Lampton, Brian	155
Landis, Al	78
Landsman, Greg	27
Lanning, J. Josiah	85
Lanzinger, Jill	20
LaRe, Jeffrey	158
LaRose, Frank	6
Larson, Nancy	124
Latta, Bob	31
Lawrence, Sam	131



INDEX

BY NAME

Lear, Beth 146
 Leland, David.....21
 Lewis, Ronald17
 Lightbody, Mary 86
 Lipps, Scott..... 139
 Liston, Beth 90
 Loychik, Mike 150
 Lucci, Eugene..... 22
 Luke, Barbara172
 Lyras, Louis 32

M

Maharath, Tina 49
 Majewski, J.R. 36
 Manchester, Susan 163
 Manning, Gayle 136
 Manning, Nathan..... 59
 Maras, Terpsehore6
 Markward, Magdalene ... 168
 Materni, Jan 160
 Mathews, Adam..... 140
 Mayhaus, Alissa..... 113
 Mayle, Christine18
 McClain, Riordan.....173
 McColley, Robert.....47
 McGrath, Keith.....21
 McNally, Lauren 143
 Meadows, Samantha 28
 Merrin, Derek 126
 Miller, Adam 88
 Miller, Joe.....137
 Miller, Kevin 154
 Miller, Max..... 34
 Miller, Melanie 152
 Miranda, Jessica 111
 Mohamed, Ismail 85
 Monzel, Chris..... 111
 Mulligan, Lawrence 130

N

Neff, Bruce.....142
 Nesbitt, Laura21

O

Obergefell, Jim175
 Oelslager, Scott 132
 O'Neill, Lori118
 Osborne, Claire 169
 O'Sullivan, Cornelius..... 20
 Owens, Charlotte 154

P

Palmer III, Roy 128
 Patton, Thomas 99
 Pavliga, Gail157
 Perry, Richard 148
 Peterson, Bob.....177
 Peterson II, Vincent149
 Phillips, George 106
 Phillips, Regan..... 136
 Piertrykowski, Mark19
 Piper, Robin 22
 Plummer, Phil 122
 Powell, Jena 165
 Powell, Kelly..... 104
 Powell, Mike..... 22
 Price, Eric..... 155

R

Ray, Sharon 151
 Reynolds, Michele 49
 Richardson, Tracy.....172
 Rippel-Elton, Amy..... 40
 Robb Blasdel, Monica 164
 Robinson, Phil101
 Rodriguez, Sophia.....170
 Roegner, Kristina74
 Roemer, Bill 114
 Rogers Jr., Elgin 128
 Rosborough, Evan.....141
 Rudler, Jill 86
 Rulli, Michael 80
 Russo, Allison 89
 Ryan, Michael 20
 Ryan, Tim.....8
 Ryan, William181

S

Saks, Daniel..... 159
 Santucci, Nick.....149
 Sappington, Taylor6
 Schertzer, Scott.....8
 Schmidt, Jean.....147
 Schuring, Kirk 76
 Seitz, Bill 113
 Selvey, Dianne174
 Shaughnessy, Matt.....115
 Simmons Jr., Landry 70
 Skindell, Michael 95
 Smith, David 132
 Smith, Kent 68
 Somani, Anita 93
 Sonza Jr., Orlando 55
 Sprague, Robert 8
 Stahley, Lee 29
 Stein, Dick 138
 Stephens, Jason.....179
 Stewart, Brian 94
 Stoltzfus, Reggie 134
 Sulek, Charles19
 Swartz, Craig31
 Swearingen, D.J.175
 Sweeney, Bride Rose 98
 Swiger, Heather 66
 Sykes, Emilia41

T

Tarazi, Omar 93
 Taylor, Shalira 100
 Teodosio, Thomas..... 20
 Thomas, Cecil 108
 Thomas, Jim 133
 Troy, Daniel 106
 Truemper, Zully 90
 Tucker, Mike.....17
 Turner, Mike 37

U

Upchurch, Terrence..... 102

V

Valentine, Louise 146
 Valle, Juan 112
 Vance, J.D.8
 Voorhees, Erica 20

W

Waldick, Juergen.....18
 Weinstein, Casey 117
 Wenstrup, Brad 28
 West, Thomas 133
 Whaley, Nan.....6
 Wharton, Joe 88
 White, Andrea 119
 White, Erika 126
 Wiggam, Scott 162
 Wilkin, Kristy 18
 Wilkin, Shane 64
 Williams, Josh124
 Willis, Bernard 159
 Wilson, Steve 53
 Wilson, Tamie 30
 Winkler, Robert.....17
 Wise Jr., Earle 18
 Wright, Thomas 22
 Wysocki, Chandler 72

Y

Yost, Dave6
 Young, Bob 115
 Young, Tom 120

Z

Zappitello, Kathleen 185
 Zayas, Marilyn 12
 Zimmerman, William..... 17
 Zorn, Paul..... 139



OUR MISSION: PROTECT & GROW OHIO MANUFACTURING

Now more than ever, Ohio manufacturers must work together – with state leaders and each other – to create the business climate essential to success. By joining The Ohio Manufacturers' Association, you can help make Ohio the nation's most competitive state for manufacturing.

KEY MEMBERSHIP BENEFITS:

- **Effective Advocacy Services** give our members a voice on critical, cost-of-doing-business issues such as energy, environment, workers' compensation, taxation, and others.
- **Innovative Workforce Solutions** build the talent pipeline Ohio manufacturers need to grow, including earn-and-learn strategies and the Making Ohio initiative.
- **Timely Communications and Information** keep members informed on the developments that matter most to manufacturers.



OMA membership is also open to professional services and consulting firms through our Connections Partner Program.

JOIN TODAY! Learn more at OhioMfg.com/membership



the success group



Mike Toman



McKenzie Davis



Rob Van Kirk



Rick Ayish



Kelsey Culbertson



Anthony Aquillo

Because Results and Integrity Matter

Achieving the government affairs objectives of Fortune 500 companies, trade associations and non-profit organizations for four decades.

172 East State Street, Suite 400 | Columbus, Ohio 43215 | 614.221.0971 | www.thesuccessgroup.com